

## **PHBA CHALLENGED HORSEMAN PROGRAM**

### **Show Rules and Procedures**

#### **General Rules**

**A.** To provide show management with the option to include the Challenged Horseman Program, PHBA has adopted these rules for participants. In doing so, PHBA does not assume responsibility for safety of participants. Since it is show management which conducts these events and controls both the physical facility and all aspects of the events, responsibility for participant's safety remains solely with show management.

**B.** In the case of adult participants, each participant assumes all risk of personal injury or property damage and releases and discharges Palomino Horse Breeders of America and show management, their respective officers, directors, representatives, and employees, from any and all liability, whenever or however arising, as to personal injury or property damage occurring as a result of participation in these events, except for the negligent act or omission, if any, of said indemnities. If the participant is a minor, the parent or guardian, by allowing participation, assumes all risk of personal injury or property damage occurring as a result of the participation and does hereby release and discharge PHBA and show management, their respective officers, directors, representatives and employees from any and all liability, whenever or however arising, from such participation, except for the negligent act or omission, if any, of an indemnity. Further, as parent or legal guardian, they agree to indemnity and hold harmless PHBA and show management from such liability to the minor.

**C.** Each participant, and if a minor, the consenting parent or guardian, authorizes the use of any picture, still or video, which may be taken in conjunction with the exhibitor's participation in these Challenged Horseman events for PHBA's official use.

**D.** Registered and Unregistered Horses are eligible to compete in approved shows. Only geldings or mares may be shown. No stallions are allowed.

**E.** A current membership in PHBA is not required.

**F.** An exhibitor cannot show more than one horse in the same class. A horse can be shown multiple times in an individual work class.

**G.** Participants must be 5 years of age and over, with a diagnosed mental or physical condition.

#### **Eligible Conditions Include:**

- Amputation
- Anthrogyriposis
- Asperger's Syndrome
- Autism
- Batten's Disease
- Cerebrovascular Accident (Stroke)
- Cerebella Ataxia
- Cerebral Palsy
- Coffin Lowry Syndrome
- Cystic Fibrosis
- Down Syndrome
- Dwarfism
- Fragile X Syndrome
- Freidrick's Ataxia
- Guillan Barre Syndrome
- Hearing Impairment
- Hunter's Syndrome
- Juvenile Rheumatoid Arthritis
- Mental Retardation
- Microcephaly
- Multiple Sclerosis
- Muscular Dystrophy
- Post Polio Syndrome
- Prader Willie Syndrome
- Rhett Syndrome
- Spina Bifida
- Spinal Cord Injury

- Tourette's Syndrome
- Traumatic Brain Injury
- Trisomy Abnormalities
- Visual Impairment

Other diagnosis will be considered upon request, see PHBA website.

**The following disorders are not eligible:**

- ADHD
- Anxiety Disorders
- Chronic Fatigue Syndrome
- Depression
- Dyslexia
- Eating Disorders
- Fibromyalgia
- Learning Disabilities
- Psychological Diagnosis

**H.** The rider or their family does not have to own the horse.

**I.** Horses with a slight disability or lameness may be used at the discretion of the judge.

**J.** Open to walk and trot riders only. Rider may never have been judged in a class at a recognized or non-recognized show that requires a lope or canter in which a rider performed a lope or canter after the onset of the rider's qualifying condition or disorder.

**General rules for tack and equipment**

**A.** Equipment should conform to the needs of the competitor and be suitable for the horse.

**B.** Special adaptive equipment may be used where appropriate.

**1.** Acceptable adaptive equipment includes:

- Audio Communications
- Bareback Pads
- Boot Adaptations
- Dowel Reins
- Hand holds; flexible and/or rigid
- Helmets
- Laces to tie stirrups or leathers to girth or cinch
- Ladder Reins
- Loop Reins
- Rainbow Reins
- Rein Handles
- Rein Handle Tethers
- Rubber Bands
- Saddle blocks, Wedges, Cushions
- Safety Stirrups
- Seat Savers
- Surcingle
- Whips (one or two)

Other equipment will be considered upon request

**C.** No equipment is allowed that would in any way affix the rider to the horse or saddle with the exception of light rubber bands.

Safety stirrups (covered or other approved safety stirrups for Western attire OR Peacock, S-shaped irons or Devonshire for English attire) are required if rider is unable to wear boots with a heel.

**Attire**

**A.** Classes can be ridden English or Western but must be one way or the other. There will be no mixing of attire or equipment. English and Western equipment and attire will follow rules as set forth in the PHBA Handbook with exceptions of authorized adaptations.

## **Show Approval**

A. Show management applies for PHBA approval of these classes on a voluntary basis and assumption of responsibility for safety by show management is required by PHBA as an express condition for PHBA to grant approval for these classes. To obtain PHBA approval, the classes must be listed on the PHBA Show Approval Form when submitted to PHBA for show approval.

## **ASSISTED CHALLENGED HORSEMAN LEAD IN**

A. Safety of riders should be the first consideration in executing this class.

B. Sufficient space should be allowed for the exhibitors to show their horse.

**C. Class procedure** - All exhibitors will work as a group (or in groups) of ten or less. Riders will compete on the rail at a walk both ways of the ring and line up in the center of the arena for inspection, all at the direction of the judge. Each exhibitor should be inspected individually. Further interaction between the judge and exhibitors is encouraged. The extent of interaction is left up to each judge and the ability of the exhibitor. All exhibitors should remain in the arena until the judges results are called.

1. **EXCEPTION:** PHBA World Show, each exhibitor will enter the arena one at a time. The exhibitor will proceed through the center of the arena to the opposite end and find a place on the rail. The ring stewards will give direction. As the exhibitor is making his/her way through the center of the arena, their biography will be read aloud by the announcer. All exhibitors will remain in the arena until the judges results are called and the awards have been presented.

D. A competitor with a hearing impairment may have an assistant who communicates via sign language or cue cards to the competitor so they may hear the judge's directives. This assistant does not have to be one of the exhibitor's handlers. The assistant may enter the arena with the exhibitor and will make his/her purpose known to the ring steward.

E. Each exhibitor must have at least one handler in the ring to facilitate the safety of that exhibitor. An exhibitor may have up to three handlers if needed. The handler must be 16 years of age or older. A halter must be on the horse either over or under the bridle for use by the handler if needed. The handler must have a suitable lead line attached to the halter in hand in case of need. Lead line may not be fastened to the bit. Handler(s) shall stand quietly by their exhibitor unless their assistance is required and/or requested by the judge or ring steward.

## **UNASSISTED CHALLENGED HORSEMAN WALK/TROT CLASS**

A. Safety of riders should be the first consideration in executing this class.

B. Once all exhibitors have entered the arena and found a place on the rail, the class will begin. Exhibitors will be asked to walk and jog both directions of the arena, line up and complete an individual workout. Each exhibitor should be inspected individually. Further interaction between the judge and exhibitors is encouraged. The extent of interaction is left up to each judge and the ability of the exhibitor.

**C. Class procedure** - All exhibitors will work as a group (or in groups) of ten or less. Riders will compete on the rail at a walk and jog both ways of the ring, line up in the center of the arena for inspection and back their horse, all at the direction of the judge. Each exhibitor should be inspected individually. Further interaction between the judge and exhibitors is encouraged. The extent of interaction is left up to each judge and the ability of the exhibitor. All exhibitors should remain in the arena until the judges results are called.

- 1) **EXCEPTION:** PHBA World Show, each exhibitor will enter the arena one at a time. The exhibitor will proceed through the center of the arena to the opposite end and find a place on the rail. The ring stewards will give direction. As the exhibitor is making his/her way through the center of the arena, their biography will be read aloud by the announcer. All exhibitors will remain in the arena until the judges results are called and the awards have been presented.

D. A competitor with a hearing impairment may have an assistant who communicates via sign language or cue cards to the competitor so they may hear the judges directives. This assistant does not have to be one of the exhibitor's handlers. The assistant may enter the arena with the exhibitor and will make his/her purpose known to the ring steward.

E. Each exhibitor must have at least one handler in the ring to facilitate the safety of that exhibitor. An exhibitor may have up to three handlers if needed. The handler(s)/spotter(s) must be 16 years of age or older. The handlers must not lead the exhibitor's horse unless the exhibitor is performing in an unsafe manner. With safety of the rider in mind, the handler may choose to remain within 20 feet of the rider during class. A halter must be on the horse either over or under the bridle for use by the handler if needed. The handler must have a suitable lead line in hand in case of need. Lead line may not be fastened to the bit. Handlers must stand with their riders in the lineup. Handler may only help at judge's or ring steward's indication. The spotter will stand quietly in the arena as directed by the ring steward and/or judge.

## **UNASSISTED CHALLENGED HORSEMAN WALK/JOG/LOPE WESTERN PLEASURE**

**A.** Safety of riders should be the first consideration in executing this class.

**B. Class procedure** - All exhibitors will work as a group (or in groups) of ten or less. Riders will compete on the rail at a walk, jog and lope both ways of the ring, line up in the center of the arena for inspection and back their horse, all at the direction of the judge. Each exhibitor should be inspected individually. Further interaction between the judge and exhibitors is encouraged. The extent of interaction is left up to each judge and the ability of the exhibitor. All exhibitors should remain in the arena until the judges results are called.

**C.** A competitor with a hearing impairment may have an assistant who communicates via sign language or cue cards to the competitor so they may hear the judges directives. This assistant does not have to be one of the exhibitor's handlers. The assistant may enter the arena with the exhibitor and will make his/her purpose known to the ring steward.

**D.** Each exhibitor must have at least one handler in the ring to facilitate the safety of that exhibitor. An exhibitor may have up to three handlers if needed. The handler(s)/spotter(s) must be 16 years of age or older. The handlers must not lead the exhibitor's horse unless the exhibitor is performing in an unsafe manner. With safety of the rider in mind, the handler may choose to remain within 20 feet of the rider during class. A halter must be on the horse either over or under the bridle for use by the handler if needed. The handler must have a suitable lead line in hand in case of need. Lead line may not be fastened to the bit. Handlers must stand with their riders in the lineup. Handler may only help at judge's or ring steward's indication. The spotter will stand quietly in the arena as directed by the ring steward and/or judge.

## **UNASSISTED CHALLENGED HORSEMAN WALK/TROT HUNTER UNDER SADDLE**

**A.** Hunt Seat equipment and attire will follow as set forth in the PHBA Official Handbook with exceptions of authorized adaptations.

**B.** Safety of riders should be the first consideration in executing this class.

**C.** Once all exhibitors have entered the arena and found a place on the rail, the class will begin. Exhibitors will be asked to walk and trot both directions of the arena, line up and complete an individual workout. Each exhibitor should be inspected individually. Further interaction between the judge and exhibitors is encouraged. The extent of interaction is left up to each judge and the ability of the exhibitor.

**D. Class procedure** - All exhibitors will work as a group (or in groups) of ten or less. Riders will compete on the rail at a walk and trot both ways of the ring, line up in the center of the arena for inspection and back their horse, all at the direction of the judge. Each exhibitor should be inspected individually. Further interaction between the judge and exhibitors is encouraged. The extent of interaction is left up to each judge and the ability of the exhibitor. All exhibitors should remain in the arena until the judges results are called.

- 1) **EXCEPTION:** PHBA World Show, each exhibitor will enter the arena one at a time. The exhibitor will proceed through the center of the arena to the opposite end and find a place on the rail. The ring stewards will give direction. As the exhibitor is making his/her way through the center of the arena, their biography will be read aloud by the announcer. All exhibitors will remain in the arena until the judges results are called and the awards have been presented.

**E.** A competitor with a hearing impairment may have an assistant who communicates via sign language or cue cards to the competitor so they may hear the judges directives. This assistant does not have to be one of the exhibitor's handlers. The assistant may enter the arena with the exhibitor and will make his/her purpose known to the ring steward.

**F.** Each exhibitor must have at least one handler in the ring to facilitate the safety of that exhibitor. An exhibitor may have up to three handlers if needed. The handler(s)/spotter(s) must be 16 years of age or older. The handlers must not lead the exhibitor's horse unless the exhibitor is performing in an unsafe manner. With safety of the rider in mind, the handler may choose to remain within 20 feet of the rider during class. A halter must be on the horse either over or under the bridle for use by the handler if needed. The handler must have a suitable lead line in hand in case of need. Lead line may not be fastened to the bit. Handlers must stand with their riders in the lineup. Handler may only help at judge's or ring steward's indication. The spotter will stand quietly in the arena as directed by the ring steward and/or judge.

## **UNASSISTED CHALLENGED HORSEMAN WALK/TROT/CANTER HUNTER UNDER SADDLE**

**A.** Hunt Seat equipment and attire will follow as set forth in the PHBA Official Handbook with exceptions of authorized adaptations.

**B.** Safety of riders should be the first consideration in executing this class.

**C.** Once all exhibitors have entered the arena and found a place on the rail, the class will begin. Exhibitors will be asked to walk, trot and canter both directions of the arena, line up and complete an individual workout. Each exhibitor should be inspected

individually. Further interaction between the judge and exhibitors is encouraged. The extent of interaction is left up to each judge and the ability of the exhibitor.

**D. Class procedure** - All exhibitors will work as a group (or in groups) of ten or less. Riders will compete on the rail at a walk and trot both ways of the ring, line up in the center of the arena for inspection and back their horse, all at the direction of the judge. Each exhibitor should be inspected individually. Further interaction between the judge and exhibitors is encouraged. The extent of interaction is left up to each judge and the ability of the exhibitor. All exhibitors should remain in the arena until the judges results are called.

- 1) **EXCEPTION:** PHBA World Show, each exhibitor will enter the arena one at a time. The exhibitor will proceed through the center of the arena to the opposite end and find a place on the rail. The ring stewards will give direction. As the exhibitor is making his/her way through the center of the arena, their biography will be read aloud by the announcer. All exhibitors will remain in the arena until the judges results are called and the awards have been presented.

**E.** A competitor with a hearing impairment may have an assistant who communicates via sign language or cue cards to the competitor so they may hear the judges directives. This assistant does not have to be one of the exhibitor's handlers. The assistant may enter the arena with the exhibitor and will make his/her purpose known to the ring steward.

**F.** Each exhibitor must have at least one handler in the ring to facilitate the safety of that exhibitor. An exhibitor may have up to three handlers if needed. The handler(s)/spotter(s) must be 16 years of age or older. The handlers must not lead the exhibitor's horse unless the exhibitor is performing in an unsafe manner. With safety of the rider in mind, the handler may choose to remain within 20 feet of the rider during class. A halter must be on the horse either over or under the bridle for use by the handler if needed. The handler must have a suitable lead line in hand in case of need. Lead line may not be fastened to the bit. Handlers must stand with their riders in the lineup. Handler may only help at judge's or ring steward's indication. The spotter will stand quietly in the arena as directed by the ring steward and/or judge.

#### **ASSISTED CHALLENGED HORSEMAN TRAIL**

**A.** Exhibitors will enter the arena one at a time. The exhibitor will proceed through the center of the arena to the opposite end and return to line up near the arena entry gate. The ring stewards will give direction.

**B.** Once all exhibitors have entered the arena, the class will begin. Each exhibitor will complete an individual workout. Each exhibitor should be inspected individually. Further interaction between the judge and exhibitors is encouraged. The extent of interaction is left up to each judge and the ability of the exhibitor.

**C.** Handlers (3) will work entire course with their exhibitor.

**D.** All exhibitors will remain in the arena until the judges results are called and the awards have been presented.

**E.** Equipment and attire - Class can be ridden English or Western but must be one way or the other. There will be no mixing of attire or equipment.

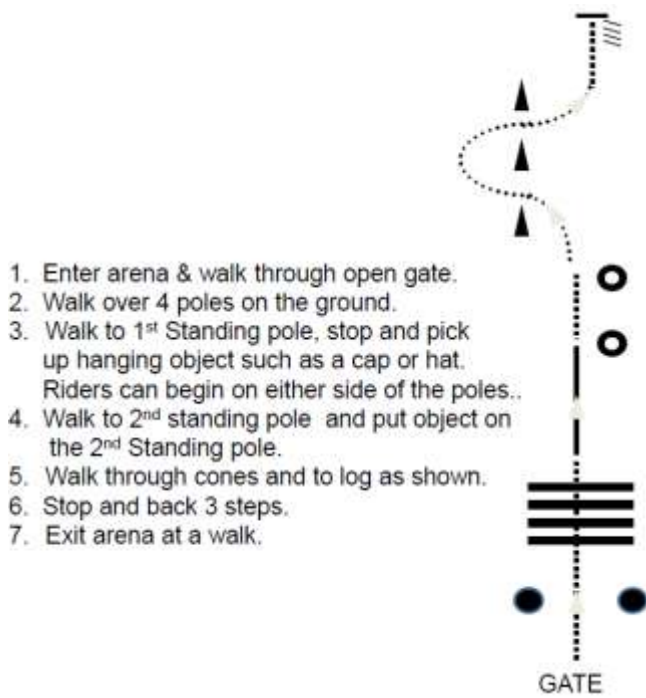
**F.** The following points have equal consideration in judging the class:

- 1) Rider's balance
- 2) Rider's seat
- 3) Use of aids
- 4) Ability to follow directions
- 5) Ring etiquette and safety
- 6) Sportsmanlike conduct
- 7) Results as shown by the performance of the horse are not to be considered more important than the manner used in obtaining them.

**G. Class procedure and scoring** - This class will not be judged. Riders are to work individually. There will be no rail work.

**H. Course** - Safety of riders should be the first consideration in setting up the course. The course should be attractive with readily recognized obstacles. The course should be set with the following distances between obstacles. The gate should be jump standards or jump wings with approximately 16' in between the standards. There should be a minimum of 10 feet between the gate and the 4 walk over poles. Walk over poles should be set at a minimum of 24 inches apart. There should be a minimum of 40 feet from the walk over poles to the 1st standing pole. The two standing poles should be a minimum of 10 feet apart. The cones should be a minimum of 15 feet apart. A single wooden pole should be placed no less than 10 feet from the 3rd cone as a stopping point of reference. This pattern is mandatory and show management is encouraged to post the pattern at least 3 hours ahead of class time.

## ASSITED TRAIL PATTERN



## UNASSISTED CHALLENGED HORSEMAN WALK/TROT TRAIL

**A.** Exhibitors will enter the arena one at a time. The exhibitor will proceed through the center of the arena to the opposite end and return to line up near the arena entry gate. The ring stewards will give direction. As the exhibitor is making his/her way through the center of the arena, their biography will be read aloud by the announcer.

**B.** Once all exhibitors have entered the arena, the class will begin. Each exhibitor will complete an individual workout. Each exhibitor should be inspected individually. Further interaction between the judge and exhibitors is encouraged. The extent of interaction is left up to each judge and the ability of the exhibitor.

**C.** Handler(s) will stand quietly by their exhibitor in the lineup unless their assistance is required and/or requested by the judge or ring steward.

**D.** All exhibitors will remain in the arena until the judges results are called and the awards have been presented.

**E. Equipment and attire** - Class can be ridden English or Western but must be one way or the other. There will be no mixing of attire or equipment.

**F.** The following points have equal consideration in judging the class:

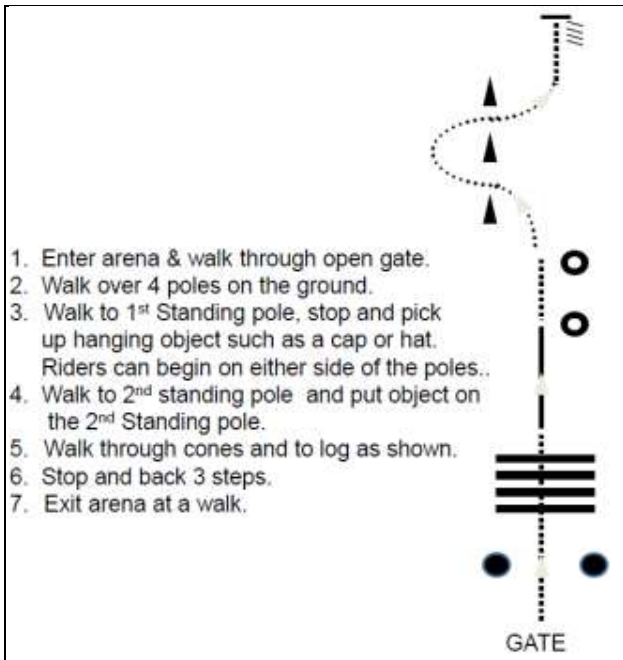
- 1) Rider's balance
- 2) Rider's seat
- 3) Use of aids
- 4) Ability to follow directions
- 5) Ring etiquette and safety
- 6) Sportsmanlike conduct
- 7) Results as shown by the performance of the horse are not to be considered more important than the manner used in obtaining them.

**G. Class procedure and scoring** - This class will be judged on the performance of the horse and rider while maneuvering five obstacles. Riders are to work individually. There will be no rail work. Judges will assign a point value to each obstacle and points will be added to or subtracted from this score based on the horse and rider's performance over that obstacle. An obstacle missed, refused or taken out of order will result in a score of zero for that obstacle but will not disqualify entry.

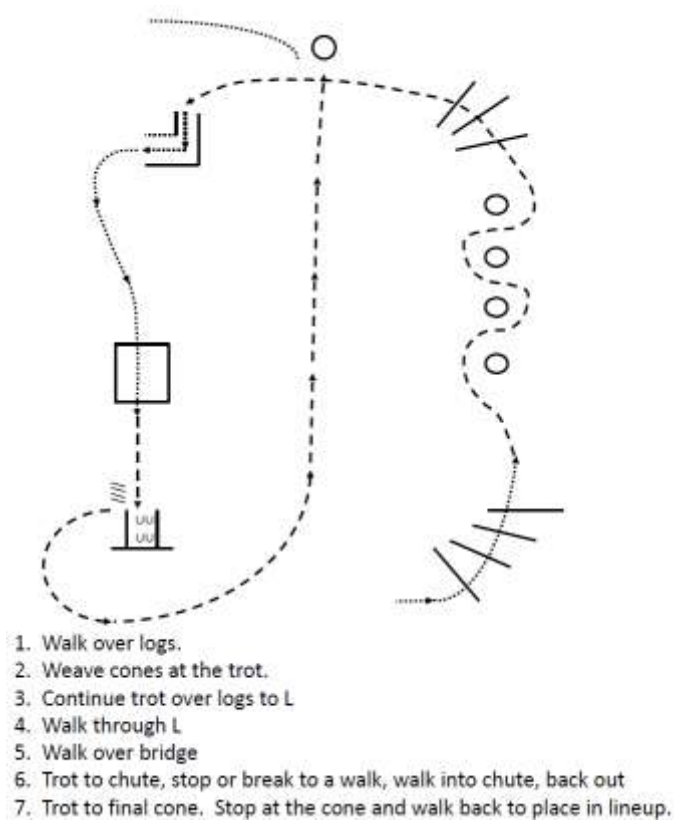
**H. Course** - Safety of riders should be the first consideration in setting up the course. The course should be attractive with readily recognized obstacles. The course should be set with the following distances between obstacles. The gate should be jump standards or jump wings. There should be a minimum of 10 feet between the gate and the 4 walk over poles. Walk over poles should be set at a minimum of 24 inches apart. There should be a minimum of 40 feet from the walk over poles to the 1st standing pole. The two standing poles should be a minimum of 10 feet apart. The cones should be a minimum of 15 feet apart. A single wooden pole

should be placed no less than 10 feet from the 3rd cone as a stopping point of reference. This pattern is mandatory and show management is encouraged to post the pattern at least 3 hours ahead of class time.

#### UNASSISTED W/T TRAIL PATTERN 1



#### UNASSISTED W/T TRAIL PATTERN 2



#### UNASSISTED CHALLENGED HORSEMAN WALK/TROT/LOPE TRAIL

**A.** Once all exhibitors have entered the arena, the class will begin. Each exhibitor will complete an individual workout. Each exhibitor should be inspected individually. Further interaction between the judge and exhibitors is encouraged. The extent of interaction is left up to each judge and the ability of the exhibitor.

**B.** Handler(s) will stand quietly by their exhibitor in the lineup unless their assistance is required and/or requested by the judge or ring steward.

**C.** All exhibitors will remain in the arena until the judges results are called and the awards have been presented.

**D. Equipment and attire** - Class can be ridden English or Western but must be one way or the other. There will be no mixing of attire or equipment.

**F. The following points have equal consideration in judging the class:**

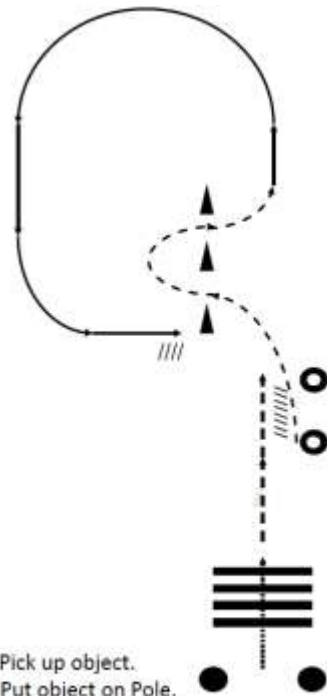
- 1) Rider's balance
- 2) Rider's seat
- 3) Use of aids
- 4) Ability to follow directions
- 5) Ring etiquette and safety
- 6) Sportsmanlike conduct
- 7) Results as shown by the performance of the horse are not to be considered more important than the manner used in obtaining them.

**E. Class procedure and scoring** - This class will be judged on the performance of the horse and rider while maneuvering five obstacles. Riders are to work individually. There will be no rail work. Judges will assign a point value to each obstacle and points will be added to or subtracted from this score based on the horse and rider's performance over that obstacle. An obstacle missed, refused or taken out of order will result in a score of zero for that obstacle but will not disqualify entry.

**F. Course** - Safety of riders should be the first consideration in setting up the course. The course should be attractive with readily recognized obstacles. This pattern is mandatory and show management is encouraged to post the pattern at least 3 hours ahead of class time.

## UNASSISTED W/T/L TRAIL PATTERN 1

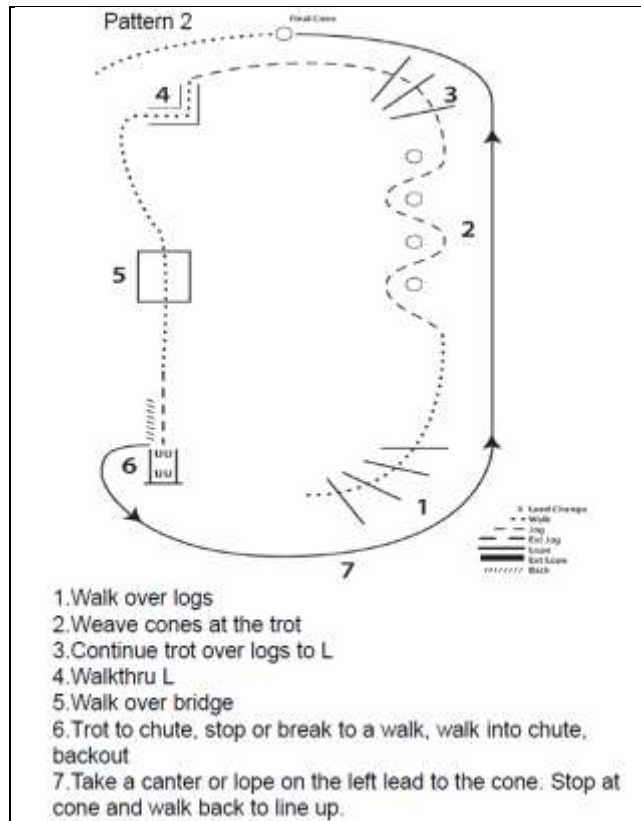
Pattern 1



1. Work gate.
2. Walk over logs.
3. Trot to 2<sup>nd</sup> Standing Pole. Pick up object.
4. Back to 1<sup>st</sup> Standing Pole. Put object on Pole.
5. Trot to and weave through cones at the trot.
6. Take a canter or lope on the left lead to the 1<sup>st</sup> cone.
7. Stop at 1<sup>st</sup> cone, back 4 steps.
8. Walk to place in lineup.

## UNASSISTED W/T/L TRAIL PATTERN 2

Pattern 2



1. Walk over logs
2. Weave cones at the trot
3. Continue trot over logs to L
4. Walkthru L
5. Walk over bridge
6. Trot to chute, stop or break to a walk, walk into chute, backout
7. Take a canter or lope on the left lead to the cone. Stop at cone and walk back to line up.

## UNASSISTED CHALLENGED HORSEMAN SHOWMANSHIP AT HALTER

**A. Equipment and attire-** Class can be shown English or Western, but must be one way or the other. There will be no mixing of attire or equipment. English and Western equipment and attire will follow rules as set forth in the PHBA Official Handbook with the exception of authorized adaptations.

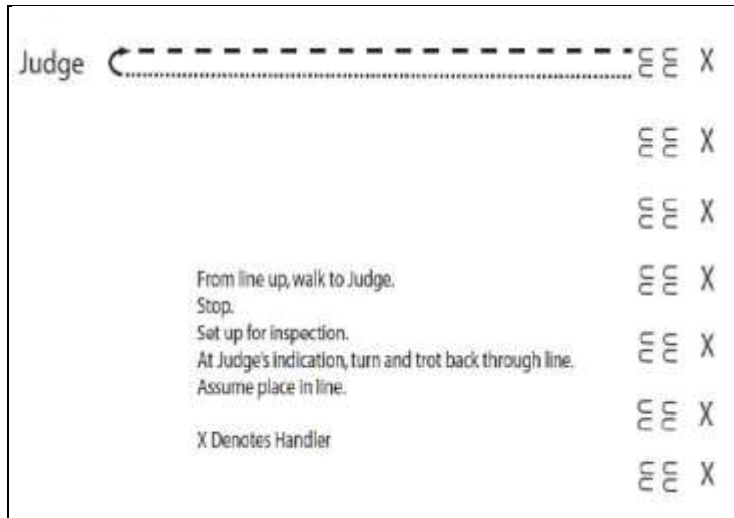
**B.** The following points have equal consideration in judging the class:

- 1) Exhibitor's poise.
- 2) Exhibitor's hands.
- 3) Use of aids.
- 4) Ability to follow directions and instructions.
- 5) Ring etiquette and safety.
- 6) Sportsmanlike conduct.
- 7) Results as shown by the performance of the horse are not to be considered more important than the manner used in obtaining them.

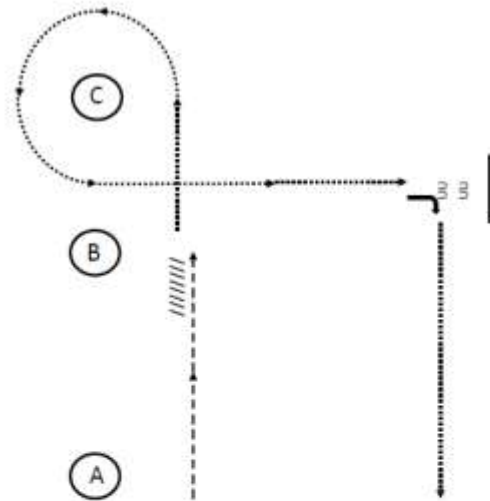
**C. Class Procedure** - All exhibitors must work as a group (or in groups) of ten or less. Exhibitors will enter the ring to the right one by one and line up at the Judges' or Ring Steward's direction. The horse handler will take a place on the rail directly behind their respective exhibitor's horse. Each exhibitor will execute the pattern as posted at least one hour before the class. Judges are not permitted to alter the patterns in any manner and they may not ask for other work from an exhibitor. Judges may ask the exhibitors to repeat any or the entire pattern. Exhibitors will remain in the ring throughout the class. No exhibitor will be disqualified except for safety reasons at the Judges discretion. Exhibitors going off pattern will be penalized. After the class has been judged and the judges' card turned in, the handlers should join their exhibitor in the line and are allowed to snap onto the exhibitor's horse to receive their awards and retire from the ring. A competitor with a hearing impairment may have an assistant who communicates via sign language or cue cards to the competitor so they may know the judge's directives. This assistant may enter the ring and make their position known to the Judge and Ring Steward.



## UNASSISTED W/T SHOWMANSHIP PATTERN 1



## UNASSISTED W/T SHOWMANSHIP PATTERN 2



1. Be ready at A, when acknowledged; trot from A to B.
2. Stop at B and back 3 steps.
3. Walk to and around C. Walk on to judge.
4. Stop and set up for inspection.
5. When dismissed, perform a 90 degree turn and walk away.
6. Return to line up.

## UNASSISTED CHALLENGED HORSEMAN WALK/TROT/LOPE SHOWMANSHIP AT HALTER


**A. Equipment and attire** - Class can be shown English or Western, but must be one way or the other. There will be no mixing of attire or equipment. English and Western equipment and attire will follow rules as set forth in the PHBA Official Handbook with the exception of authorized adaptations.

**B. The following points have equal consideration in judging the class:**

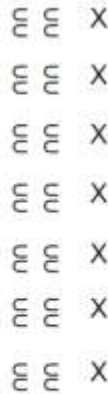
- 1) Exhibitor's poise.
- 2) Exhibitor's hands.
- 3) Use of aids.
- 4) Ability to follow directions and instructions.
- 5) Ring etiquette and safety.
- 6) Sportsmanlike conduct.
- 7) Results as shown by the performance of the horse are not to be considered more important than the manner used in obtaining them.

**C. Class Procedure** - Exhibitors will enter the ring to the right one by one and line up at the Judges' or Ring Steward's direction. The horse handler will take a place on the rail directly behind their respective exhibitor's horse. Each exhibitor will execute the pattern as posted at least one hour before the class. Judges are not permitted to alter the patterns in any manner and they may not ask for other work from an exhibitor. Judges may ask the exhibitors to repeat any or the entire pattern. Exhibitors will remain in the ring throughout the class. No exhibitor will be disqualified except for safety reasons at the Judge's discretion. Exhibitors going off pattern will be penalized. After the class has been judged and the judges' card turned in, the handlers should join their exhibitor in the line and are allowed to snap onto the exhibitor's horse to receive their awards and retire from the ring. A competitor with a hearing impairment may have an assistant who communicates via sign language or cue cards to the competitor so they may know the judge's directives. This assistant may enter the ring and make their position known to the Judge and Ring Steward.

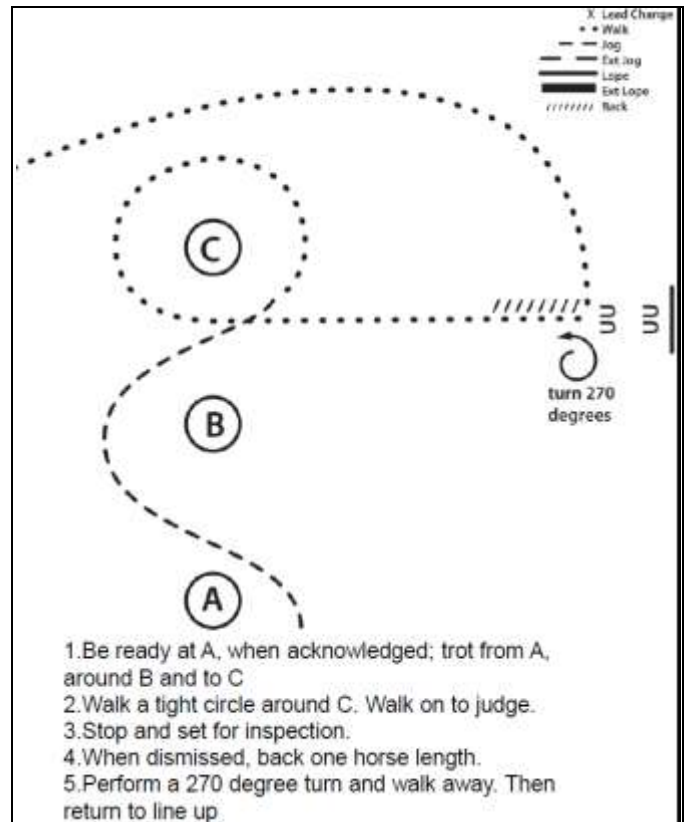
## UNASSISTED W/T/L SHOWMANSHIP PATTERN 1



From line up, walk halfway to Judge.  
Complete a 360 degree turn.  
Back 5 steps.  
Walk to judge.  
Stop.  
Set up for inspection.  
At Judge's indication, turn and trot back through line.  
Assume place in line.  
X Denotes Handler



## UNASSISTED W/T/L SHOWMANSHIP PATTERN 2



## UNASSISTED CHALLENGED HORSEMAN WALK/TROT WESTERN HORSEMANSHIP

**A.** Western equipment and attire will follow as set forth in the PHBA Official Handbook with exceptions of authorized adaptations.

**B.** The following points have equal consideration in judging the class:

- 1) Rider's balance
- 2) Rider's seat
- 3) Use of aids
- 4) Ability to follow directions
- 5) Ring etiquette and safety
- 6) Sportsmanlike conduct
- 7) Results as shown by the performance of the horse are not to be considered more important than the manner used in obtaining them.

**C.** Once all exhibitors have entered the arena and found a place on the rail, the class will begin. Exhibitors will be asked to walk and jog both directions of the arena, line up and complete an individual workout. Each exhibitor should be inspected individually. Further interaction between the judge and exhibitors is encouraged. The extent of interaction is left up to each judge and the ability of the exhibitor.

**D. Class Procedure** - Riders will remain in the ring throughout the individual workouts.

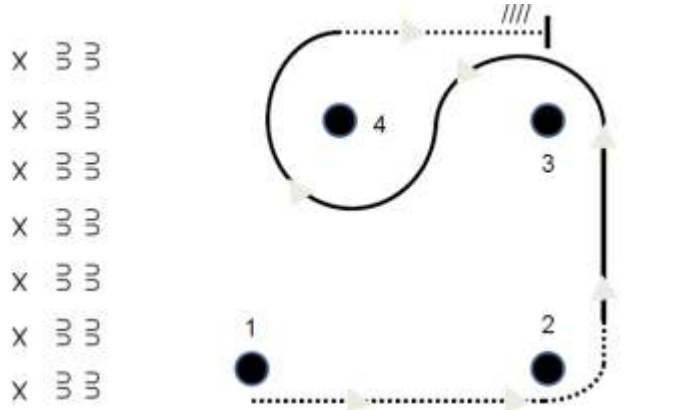
**E.** Each exhibitor must have at least one handler accompany him/her during the rail work portion of the class. An exhibitor may be accompanied by up to three handlers if needed. The handler(s) must be 16 years of age or older. The handlers must not lead the exhibitor's horse unless the exhibitor is performing in an unsafe manner. The handler must remain no more than 20 feet from the horse as s/he escorts the exhibitor throughout the rail work. A halter must be on the horse either over or under the bridle for use by the handler if needed. The handler must have

**F. Course** - Safety of riders should be the first consideration in setting up the course. Readily recognized numbered markers should be used. The course should be set with 60 feet between marker 1 and marker 2 & marker 2 and marker 3. There should be 50 feet between marker 3 and marker 4. This pattern is mandatory and show management is encouraged to post the pattern 3 hours prior to class time.

**G. Individual Workout** - Horses will be shown at two gaits - walk and jog. Walk from place in line to marker #1. Walk from marker #1, past and around marker #2. Take up a jog and jog to and around marker #3. Continue the jog to and around marker #4.

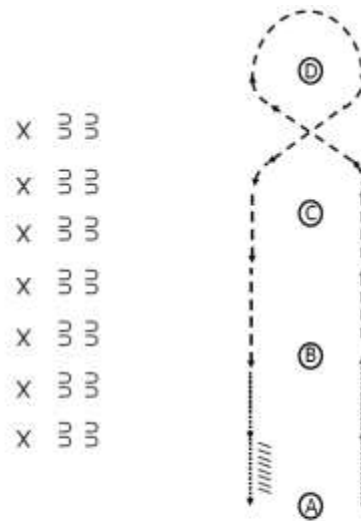
At marker #4, resume the walk, walk back to marker #3. Stop. Back 3 steps. Walk back and line up. Judges are not permitted to alter the mandatory workout in any manner. Numbered markers must be used. People must not be used as markers no matter if they are safety stand-by spotters. Handlers must stand with their riders in the lineup. Handler may only help at judge's or ring steward's indication. A competitor with a hearing impairment may have an assistant who communicates via sign language or cue cards to the competitor so they may hear the judge's directives. This assistant may enter the ring and let their position be known to the ring steward.

#### UNASSISTED W/T WESTERN HORSEMANSHIP PATTERN 1



1. All exhibitors will complete rail work & line up along side wall
2. Walk from place in line to 1<sup>st</sup> marker
3. Walk from 1<sup>st</sup> marker, past and around 2<sup>nd</sup> marker.
4. Take up a jog and jog to and around 3<sup>rd</sup> marker.
5. Continue the jog to and around 4<sup>th</sup> marker.
6. At 4<sup>th</sup> marker, resume the walk, walk back to 3<sup>rd</sup> marker.
6. Stop.
7. Back 3 steps.
8. Walk back and line up.

#### UNASSISTED W/T WESTERN HORSEMANSHIP PATTERN 2



Walk forward from lineup to begin at Marker A. Walk to Marker B. Begin to jog and jog past Marker C, around Marker D, past Marker C to Marker B. Drop to a walk and walk to Marker A. Stop and Back 3 steps. Walk and return along rail to place in lineup.

#### UNASSISTED CHALLENGED HORSEMAN WALK/TROT/LOPE WESTERN HORSEMANSHIP

**A.** Western equipment and attire will follow as set forth in the PHBA Official Handbook with exceptions of authorized adaptations.

**B. The following points have equal consideration in judging the class:**

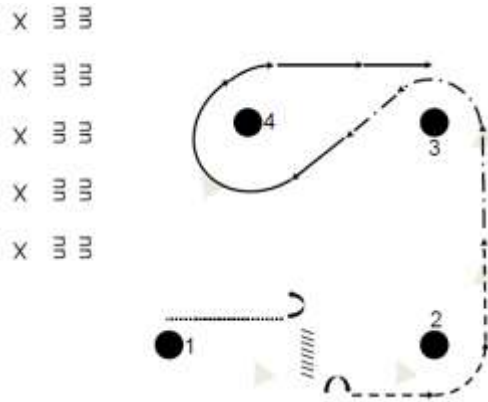
- 1) Rider's balance
- 2) Rider's seat
- 3) Use of aids
- 4) Ability to follow directions
- 5) Ring etiquette and safety
- 6) Sportsmanlike conduct
- 7) Results as shown by the performance of the horse are not to be considered more important than the manner used in obtaining them.

**C. Class Procedure** - Riders will remain in the ring throughout the individual workouts.

**D.** Each exhibitor must have at least one handler accompany him/her during the rail work portion of the class. An exhibitor may be accompanied by up to three handlers if needed. The handler(s) must be 16 years of age or older. The handlers must not lead the exhibitor's horse unless the exhibitor is performing in an unsafe manner. The handler must remain no more than 20 feet from the horse as s/he escorts the exhibitor throughout the rail work. A halter must be on the horse either over or under the bridle for use by the handler if needed. The handler must have

**E. Individual Workout** - Horses will be shown at the walk, jog and lope. Numbered markers must be used. People must not be used as markers no matter if they are safety stand-by spotters. Handlers must stand with their riders in the lineup. Handler may only help at judge's or ring steward's indication. A competitor with a hearing impairment may have an assistant who communicates via sign language or cue cards to the competitor so they may hear the judge's directives. This assistant may enter the ring and let their position be known to the ring steward.

## UNASSISTED W/T/L HORSEMANSHIP PATTERN 1



Walk from lineup to begin at Marker 1. Walk halfway to Marker 2. Stop. Complete 90 degree turn to the left. Back. Complete a 90 degree turn to the right. Jog around Marker 2, halfway to Marker 3. Once halfway begin an extended jog around Marker 3. Halfway between Marker 3 and Marker 4, begin a lope on the left lead. Lope to and around Marker 4 back to Marker 3. Stop. Walk and return along rail to place in lineup.

## UNASSISTED W/T/L HORSEMANSHIP PATTERN 2

Pattern 2



Walk forward from lineup to begin at marker one (A). Walk to marker two (B). Lope right lead to marker three (C) and circle right at marker three (C). Continue loping past marker four (D). Stop. Side pass left. Back three (3) steps. Turn 180 degrees to left on hindquarters. Lope left lead to marker one (A). Drop to jog around marker one (A) to marker four (D). Drop to a walk. Return along rail to place in lineup.

## UNASSISTED CHALLENGED HORSEMAN WALK/TROT HUNT SEAT EQUITATION ON THE FLAT

**A. English equipment and attire** - will follow rules as set forth in the PHBA Official Handbook with exceptions of authorized adaptations.

**B.** The following points have equal consideration in judging the class:

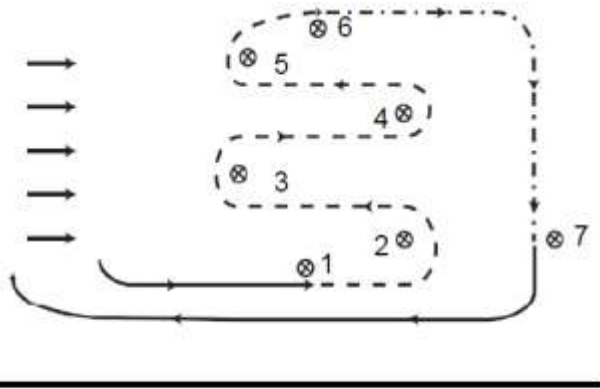
- 1) Rider's balance
- 2) Rider's seat
- 3) Use of aids
- 4) Ability to follow directions
- 5) Ring etiquette and safety
- 6) Sportsmanlike conduct
- 7) Results as shown by the performance of the horse are not to be considered more important than the manner used in obtaining them.

**C. Class Procedure** - Riders will remain in the ring throughout the individual workouts.

**D. Individual Workout** - Horses will be shown at 2 gaits - walk and trot. The judge will ask rider/horse to walk from line up to first marker, and then trot serpentine around markers. From the last serpentine marker trot down the rail to marker on the wall. Stop. Walk back and line up. Judges are not permitted to alter the mandatory workout in any manner. Numbered markers must be used. Handlers must stand with their riders in the lineup. Handler may only help at judge's or ring steward's indication. People must not be used as markers no matter if they are safety stand-by spotters. A competitor with a hearing impairment may have an assistant who communicates via sign language or cue cards to the competitor so they may hear the judge's directives. This assistant will enter the arena and make their position known to the judge and ring steward.

**E. Course** - Safety of riders should be the first consideration in setting up the course. Readily recognized numbered markers should be used. The course should be set with a minimum of 25 feet between marker #1 and #2. A minimum of 50 feet between marker #2 and #3, marker #3 and #4, marker #4 and #5. A minimum of 25 feet between marker #5 and #6. Marker #7 should be set a minimum of 30 feet from marker #2. Walk from line up to first marker. Trot serpentine around markers. From last serpentine marker trot down the rail to marker on the rail. Stop. Walk back and line up.

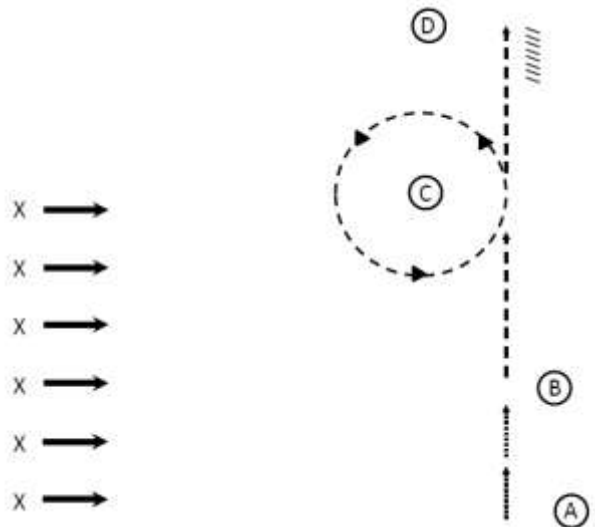
#### UNASSISTED W/T HUNT SEAT EQUITATION PATTERN 1



##### Instructions:

Walk from line up to marker.  
Trot serpentine around markers.  
From last serpentine marker trot down the rail to marker  
on the rail.  
Stop.  
Walk back and line up.

#### UNASSISTED W/T HUNT SEAT EQUITATION PATTERN 2



1. Walk forward from lineup to begin at marker one (A).
2. Walk to marker two (B).
3. At marker two, begin a posting trot on the left diagonal.
4. Trot to and around marker 3 (C) and continue to marker 4 (D).
5. At marker four (D), stop and back 3 steps.
6. Return to lineup by walking along the rail.

#### UNASSISTED CHALLENGED HORSEMAN WALK/TROT/CANTER HUNT SEAT EQUITATION ON THE FLAT

**A. English equipment and attire** - will follow rules as set forth in the PHBA Official Handbook with exceptions of authorized adaptations.

**B. The following points have equal consideration in judging the class:**

- 1) Rider's balance
- 2) Rider's seat
- 3) Use of aids
- 4) Ability to follow directions
- 5) Ring etiquette and safety
- 6) Sportsmanlike conduct
- 7) Results as shown by the performance of the horse are not to be considered more important than the manner used in obtaining them.

**C. Class Procedure** - Riders will remain in the ring throughout the individual workouts.

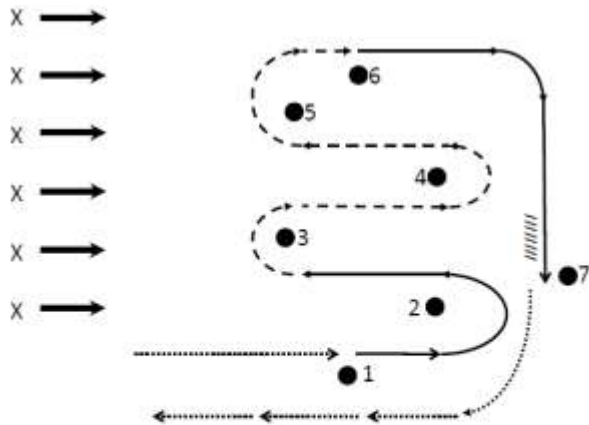
**D. Individual Workout** - Horses will be shown at the walk, trot and lope.

Handler may only help at judge's or ring steward's indication. People must not be used as markers no matter if they are safety stand-by spotters. A competitor with a hearing impairment may have an assistant who communicates via sign language or cue cards to the competitor so they may hear the judge's directives. This assistant will enter the arena and make their position known to the judge and ring steward.

**E. Course** - Safety of riders should be the first consideration in setting up the course. Readily recognized numbered markers should be used.



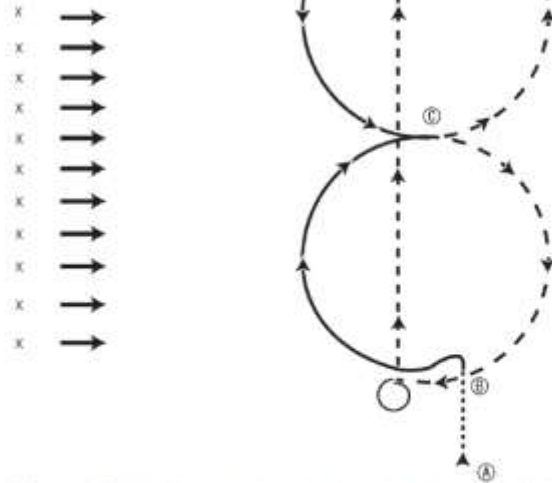
## UNASSISTED W/T/C HUNT SEAT EQUITATION PTRN 1



Walk from lineup to begin at marker 1. Canter left lead around marker 2 to marker 3. Drop to posting trot and trot serpentine to marker 6. At marker 6, Canter right lead to marker 7. At marker 7 stop and back 5 steps. Walk and return along rail to place in lineup.

## UNASSISTED W/T/C HUNT SEAT EQUITATION PTRN 2

Pattern 2



Walk forward from lineup to begin at marker one (A). Walk to marker two (B). Stop. Turn 90 degrees left. Canter right lead to marker three (C). Drop to posting trot right diagonal to marker four (D). At (D), canter left lead to (C). At (C), drop to a sitting trot. Trot past (B). Stop. Turn 270 degrees to the left on the haunches. Extended trot to (D), left diagonal. Stop. Back four steps. Walk and return along rail to place in lineup.

## CHALLENGED HORSEMANS GOLDEN HORSE – WALK/TROT and WALK/TROT/LOPE (2 Awards)

**A.** Exhibitors must enter and show in at least 3 of the 5 classes to be eligible for the title of Challenged Horseman's Golden Walk/Trot Horseman award or Challenged Horseman's Golden Walk/Trot/Lope Horseman award. The eligible classes are as follows, Unassisted Walk/Trot, Showmanship, Hunt Seat Equitation, Horsemanship, Trail.

**B.** The horse/rider team accumulating the most points in the WCHS will win these awards. A horse/rider team will receive one point for each horse placing below them plus one point. Points are calculated through tenth place. Should a tie occur, the winner would be the horse/rider team earning points in the greatest number of events. Additional ties will be broken in favor of the horse/rider team with the most first place awards. Should a tie still occur, the winner will be determined by the flip of a coin. All horse/rider teams must comply with the PHBA Challenged Horseman's Program Rules.