

FOREWORD

The organization we know as the Palomino Horse Breeders of America (PHBA) was formed in 1941 to collect, record, preserve the purity of blood, and improve the breeding of Palomino horses. The original concept began in 1938 due to the efforts of numerous dedicated horsemen and horsewomen.

This edition of the PHBA Handbook contains the rules governing registration, shows, judges, races, youth, amateur, and novice amateur programs in addition to the PHBA, PHBA-Youth, and PHBA-Amateur Constitutions and By-Laws.

DISCLAIMER

This Handbook is provided for information only as a courtesy from the Palomino Horse Breeders Association of America and should not be relied upon for legal advice or counsel.

Every effort has been made to ensure that this Handbook is a complete and accurate reference; however, the Executive Board cannot guarantee that it includes every rule and by-law that might be considered important by every user.

Please refer to the PHBA website for additional and updated information.

MISSION STATEMENT

To record and preserve the pedigree of the Palomino Horse while maintaining the integrity of the breeds. To provide beneficial services for its members which enhance and encourage Palomino ownership and participation. To generate growth of PHBA membership via the marketing, promotion, advertising and publicity of the Palomino Horse.

PHBA WORLD CHAMPIONSHIP HORSE SHOW

For information on the World Championship Horse Show,
Please contact the PHBA Office or visit the PHBA website

PALOMINO HORSE BREEDERS OF AMERICA

**15253 East Skelly Drive
Tulsa, Oklahoma 74116-2637 U S A
(918) 438-1234 voice
(918) 438-1232 fax
Website: www.palominohba.com
Office Hours 8:30 am - 4:30 pm (cst)
Monday - Friday
Closed Major Holidays**

"To provide the highest quality service to the Equine enthusiast by creating an environment that supports the efficient facilitation of their goals".

PHBA PROGRAMS

PHBA has rewarding programs for its members. Current PHBA programs include the Palomino Incentive Program (PIP), Palomino Performance Program (P3), the Recreational Riding Program and Professional Horsemen's Association.

Palomino Incentive Program (PIP) – A breeder's nomination program for stallion and their offspring. This program was created to reward nominated horses financially for points earned in PHBA approved competition.

Palomino Performance Program (P3) - Recognizes Palomino owners exhibiting their Palomino Horses in events and disciplines other than PHBA approved shows.

Recreational Riding Program – A program recognizing those individuals who daily or weekly ride or drive equine, including mules, ponies and horses. Whether in the backyard, on the trails, training for shows, parades, or ranch work, etc

Professional Horsemen's Association - The Palomino Horse Breeders of America comprises of caring, trustworthy, and professional horse experts ready to help you with your equine needs. These screened and approved professionals are qualified trainers who can help you and your horse establish a productive relationship with each other. These PHBA member trainers specialized in preparing you for entering your horses into competitions and specialize in a wide array of disciplines.

For more information on these programs; please visit the PHBA website at www.palominohba.com

FEE SCHEDULE
AMENDED DECEMBER 2018

INDIVIDUAL MEMBERSHIP

PHBA membership fee (one adults)	\$40.00
Affiliate Palomino Association (APA) fee	\$10.00
Total fee	\$50.00
 Individual Three Year Open Membership	 \$130.00

JOINT MEMBERSHIPS

PHBA membership fee (two adults)	\$80.00
Affiliate Palomino Association (APA) fee (two adults)	\$20.00
Total fee	\$100.00

LIFETIME MEMBERSHIP

One time fee.....	\$500.00
Affiliate Palomino Association (APA) annual fee	\$10.00
Total fee	\$510.00

AMATEUR/NOVICE AMATEUR MEMBERSHIP

PHBA membership fee (one adult).....	\$40.00
PHBA-A membership fee (must also be PHBA member).....	\$12.00
APA fee	\$10.00
APA-Amateur fee.....	\$3.00
Total Fee	\$65.00
 Novice Amateur Letter.....	 \$25.00

YOUTH MEMBERSHIP

PHBA-Y membership fee	\$15.00
APA-Youth fee.....	\$5.00
Total fee	\$20.00

ADDITION OF NOVICE/SELECT/AMATEUR MEMBERSHIP

If an Individual Open Membership is CURRENT, an Amateur, Amateur Select or Novice Amateur Membership can be obtained in addition to the Open Membership. Therefore making the previous Individual Open Membership an Amateur, Amateur Select or Novice Amateur Membership.

Addition of Amateur/Select/Novice Membership	\$15.00
--	---------

REGISTRATION (MEMBER FEES)

Weanling with breed association papers	\$35.00
Yearling with breed association papers.....	\$75.00
Two year-old & older with breed association papers.....	\$100.00
Weanling without breed association papers.....	\$35.00
Yearling without breed association papers	\$75.00
Two Year Old and Older without breed association papers	\$100.00
Lease (Breeding).....	\$50.00
Inspection fee (affiliated/unaffiliated states)	\$50.00
Change of horse name.....	\$60.00
Duplicate certificate	\$25.00
Change to certificate (after 30 days).....	\$15.00

TRANSFER (MEMBER FEES)

Transfer	\$20.00
Skip Transfer (each transfer).....	\$20.00

HORSE SHOW

Show Application fee	\$50.00
Non APA Show Applications	\$100.00
PHBA administrative fee (per horse/per show)	\$7.00
Late Show Applications (plus show application fee)	\$100.00
Late Show Results (over 10 business days) per show per judge	\$100.00
Show results per error/per judge.....	\$1.00

JUDGES

Application fee	\$100.00
Judges Yearly Renewal fee	\$25.00
Membership fee	(see membership fees)

MISCELLANEOUS

Non-negotiable checks *	\$50.00
Show/race records (per horse).....	\$10.00
Detailed show/race records (per horse).....	\$15.00
Data processing special request per hour	\$50.00
Late Notification of Officers/Nat'l Dir/Inspectors (per 30 days).....	\$100.00
Late Notification of Amateur Officers/Nat'l Dir/Inspectors (per 30 days)	\$100.00
Late Notification of Youth Officers/Nat'l Dir/Inspectors (per 30 days) ...	\$100.00
Brochures	(cost available upon request)

MAILING LIST

Pressure sensitive labels (per name).....	\$0.07
Cheshire labels (per name)	\$0.07
Mailing list (per name)	\$0.07
Electronic Mailing list (per name).....	\$0.07
All of the above to APA President/Secretary.....	N/C

PROFESSIONAL HORSEMEN MEMBERSHIP FEES

Must be current individual member of PHBA

One Year Membership	\$35.00
Three Year Membership	\$70.00
Lifetime Membership	\$100.00

RUSH

Special Handling Per Item (within 2 weeks)	\$25.00
(plus extra postage or express mail costs)	
Special Handling Per Item (within 72 hours)	\$50.00
(plus extra postage or express mail costs)	
Special Handling Per Item during World Horse Show	\$100.00
(2 weeks prior to and including World Horse Show; plus extra postage or express mail costs)	

APPROXIMATE OVERNIGHT SHIPPING FEES

US POSTAL: \$30.00 UPS: \$45.00 FEDERAL-EXPRESS \$50.00

REGISTRATION (NON MEMBER FEES)

Registration of weanling with breed association papers	\$245.00
Registration of yearling with breed association papers	\$270.00
Registration of two-year-olds and older with breed association papers	\$280.00
Registration of five-year-old & older with breed association papers	\$290.00
Weanlings without breed association papers.....	\$245.00
Yearling without breed association papers.....	\$270.00
2YO and Older without breed association papers	\$280.00

TRANSFER (NON MEMBER FEES)

Transfer	\$220.00
Skip Transfer (each transfer).....	\$240.00

SHOW LEASE

Show Lease	\$100.00
------------------	----------

All fees above are the discount for Cash and Check paying customers

**Returned Checks - Any check returned to the PHBA as non-negotiable will require certified funds to be mailed or brought to the PHBA office in order for the paperwork to be processed. PHBA disciplinary actions may apply to any check not resolved. By writing a personal check for your purchase you authorize us to electronically represent returned checks to your account. You also authorize us to electronically collect a returned check service fee of \$50.00 from the same account.*

Table of Contents

PHBA CONSTITUTION AND BY-LAWS

	Article Number
APA Notification of Election Results	4
Amending By-Laws	9
Assistant Secretary.....	8
Board of Directors Meeting	5
Board of Directors Special Meetings	5
Bond	8
Capital Stock.....	1
Corporate Seal.....	1
Duties of Officers	8
Election of Officers.....	7
Executive Board Appointees	8
Executive Board Mail Ballots.....	6
Executive Board Meetings.....	6
Executive Board Term of Office.....	7
Executive Board Vacancies.....	8
Fiscal Year	1
General Manager.....	8
Immediate Past President.....	8
Indemnification	10
Location.....	1
Meeting and Method of Voting.....	5
Membership	2
Name	1
National Directors	3
National Director Allocation	3
National Director Term of Office.....	3
National Convention	5
Notification of APA Officer & Director & Inspector Elections.....	4
Nominations of Officers	7
Non-Members	2
President	8
President-Elect.....	8
Procedure	12
Purpose.....	1
Quorum	5
Secretary/Treasurer	8
Severability	11
Vice Presidents	8

GENERAL RULES AND REGULATION

	Rule Number
Alteration of Registration Certificates	58
Affiliated Palomino Associations.....	161-172
Affiliated Palomino Associations-Amateur	176
Affiliated Palomino Associations-Youth	177
APA Memberships.....	12
Amateur/Novice Memberships.....	4
Amending Registration and Standing Rules	26-34
Attorney Fees	129
Cancellation of Altered Certificates.....	59
Complaint Review Committee.....	73-84
Conduct	65
Conflict Of Interest.....	141
Cooperation	50
Disciplinary Procedure.....	85-92
Facsimile "Fax" Transmission.....	147
General Notice Procedure	123
Honorary Memberships	9
International Palomino Associations	183
Lifetime Memberships	6
Lifetime Membership Transfer	11
Litigation Agreement	135
Membership Type.....	2
Membership Non Refundable	8

Membership Non Transferable	10
Membership/Points	3
Non-Negotiable Funds	51
Non-Payment of Monetary Obligations.....	51
Official Publications.....	18-20
Ownership of Registration Certificates	61
Prohibited Conduct.....	65
Release of Liability	153
Reciprocity.....	112-117
Rulebook/Handbook	18
Special Needs Variance.....	184
Standing Committees	37-44
Suspensions.....	99-100
Television and Media Rule.....	155-158
Violations	50-68
Youth Memberships	5

PHBA-AMATEUR CONSTITUTION AND BY-LAWS

	Article Number
Advisory Board	9
Alternate National Directors-Amateur	4
Amending By-Laws and Rules	8
Affiliate Palomino Associations-Amateur	12
APA-A Memberships.....	2
Authority of Executive Board	6
Duties of Officers	6
Election of Officers.....	6
Executive Board Appointee.....	6
Indemnification	10
Mail Ballot	5
Meetings and Methods of Voting	5
Membership	2
Name and Purpose	1
National Directors-Amateur.....	4
Nomination Committee.....	7
Notification of APA Officer & Director Elections	4
Notice of Meetings.....	5
Place of Business.....	1
President	6
President-Elect	6
Correspondent	6
Roberts Rules of Order	11
Quorum	5
Secretary	6
Special Meetings.....	5
Standing Committees.....	7
Treasurer.....	6
Vacancy in Office	6
Vice Presidents.....	6
Voting Privileges	5

PHBA-YOUTH CONSTITUTION AND BY-LAWS

	Article Number
Advisory Board	11
Affiliate Palomino Associations-Youth	3
Alternate National Director	4
Amending By-Laws	10
Authority of Executive Board	7
Duties of Officers	8
Election of Officers.....	5
Executive Board Appointees	7
Indemnification	10
Meetings	7
Membership	2
Name and Purposes.....	1
National Directors	5
Notification of APA Officer & Director Elections	5
Nomination Committee.....	8

Palomino Horse Breeders of America

Notice of Meetings.....	6,7
Officers	8
Officer Candidate Requirements	8
President	8
President-Elect.....	8
Place of Business	1
Reporter	8
Roberts Rule of Order.....	12
Quorum	6
Secretary	8
Special Meetings.....	6
Standing Committees.....	9
Treasurer	8
Vice President	8
Voting Privileges.....	6

REGISTRATION AND TRANSFER

	Rule Number
Age of Horses.....	568
Additional Eligible Horses	528-533
Alterations or Misrepresentations.....	562, 707
Annual Election of Inspectors.....	603
Authorized Signatures.....	565
Brands	569
Certificate of Registration	579
Change of Pedigree.....	582
Collection of Inspection Fees	594
Conformation	502
Conception Methods.....	571
Conflict of Interest for Inspectors	604
Cooperation	564, 708
Correction of Registration Certificate	583
Cryptorchid	575
Date of Sale.....	704
Deceased Horses.....	587
DNA Additional Eligible Horses	539
Duplicate or Replacement Certificates.....	584-585
Eligible Horses for Registration.....	520-522
Embryo Transfer.....	571
Gelding Notation.....	570
General Description.....	500
Genetic Defects.....	573
Hyperkalemic Periodic Paralysis.....	576
Inspection Assignment	593
Inspections	592-595
Inspectors.....	601-606
Inspectors Membership	601
Iris of Eyes	505
Knowledge of Registration Rules.....	563
Leases.....	720
List of Inspectors	602
Mane and Tail	506
Mane Length	592
Membership Requirements.....	501
Naming of a Horse	566
Name Change.....	567
Ownership of Certificate of Registration	580
Overshot or Undershot Mouth	574
Palomino Bred	551-556
Palomino Bred Additional Eligible.....	557
Palomino Color Characteristics	503
Pedigree.....	581
Photographs.....	507
Qualification for Registration.....	500-507
Record of Transfer	701
Refunds/Rejections/Cancellation	612-614
Responsibility of Inspectors.....	605
Scars.....	569

Surrender of Certificate.....	586
Signature Authorization Form.....	565
Skin Color	504
Spayed Notation	570
Stableman's Lien.....	572
Tattoo.....	569
Transfer Application	703
Transfers	700-708
Transfer Fees	702
Unregistered Palomino Colored Horses.....	545-550
White Markings	512-513

TITLES AND AWARDS

	Rule Number
General	1001-1002
Grand and Reserve Grand Champions	1091-1095
High Point Color/Halter Horse	1021D
High Point Horse	1021A
High Point Gelding	1021G
High Point Mare.....	1021F
High Point Performance Horse	1021C
High Point Stallion	1021E
PHBA Champion.....	1051-1058
PHBA Honor Roll	1071-1075
PHBA Performance Champion	1061-1063
PHBA Supreme Champion	1031-1040
Register of Merit.....	1081-1087
Reserve High Point Horse	1021B
Superior Awards	1065-1068
Top Ten Horses	1030
Year End Awards	1021

AMATEUR TITLES AND AWARDS

	Rule Number
Amateur Champion	1231-1234
Amateur Grand and Reserve Grand Champions.....	1258
Amateur Halter/Color Champion	1235-1237
Amateur Halter/Color Supreme Champion.....	1226-1229
Amateur High Point Awards	1259
Amateur Honor Roll.....	1251-1255
Amateur Register of Merit	1241-1242
Amateur Superior Award	1238-1239
Amateur Supreme Champion.....	1221-1225
General	1201-1203
Top Ten Amateurs	1211-1213

AMATEUR SELECT TITLES AND AWARDS

	Rule Number
Amateur Select Champion.....	1267
Amateur Select General	1261-1263
Amateur Select Honor Roll	1271-1275
Amateur Select Register of Merit	1278-1279
Amateur Select Superior Award	1276-1277
Amateur Select Supreme Champion	1266
Amateur Select Top Ten	1265

AMATEUR WALK TROT TITLES AND AWARDS

	Rule Number
Amateur Walk-Trot Champion	1295-1298
Amateur Walk Trot General	1280-1282
Amateur Walk-Trot Top Ten.....	1283-1287
Amateur Walk-Trot Honor Roll.....	1288-1292
Amateur Walk-Trot Register of Merit.....	1299-1301
Amateur Walk-Trot Superior Award.....	1293-1294

NOVICE AMATEUR TITLES AND AWARDS

	Rule Number
Novice Amateur Champion	1317-1320

Palomino Horse Breeders of America

Novice Amateur General	1302-1304
Novice Amateur Honor Roll	1310-1314
Novice Amateur Register of Merit	1321-1322
Novice Amateur Superior Award	1315-1316
Novice Amateur Top Ten	1305-1309

YOUTH TITLES AND AWARDS

	Rule Number
General	1401-1406
Top Ten Youth	1407-1412
Youth Champion	1419-1424
Youth Grand and Reserve Grand Champion.....	1439
Youth High Point	1440
Youth Honor Roll	1425-1431
Youth Register of Merit	1435-1438
Youth Superior Award	1432-1434
Youth Supreme Champion	1413-1418

YOUTH WALK-TROT TITLES AND AWARDS

	Rule Number
General	1441-1444
Top Ten Youth Walk-Trot	1445-1449
Youth Walk-Trot Champion	1457-1460
Youth Walk-Trot Honor Roll.....	1450-1454
Youth Walk-Trot Register of Merit.....	1461-1463
Youth Walk-Trot Superior Award.....	1455-1456

NOVICE YOUTH TITLES AND AWARDS

	Rule Number
General	1464-1467
Novice Youth Champion	1485-1488
Novice Youth Honor Roll	1474-1480
Novice Youth Register of Merit.....	1481-1484
Novice Youth Superior Award.....	1489-1491
Novice Youth Top Ten Youth	1468-1473

JUDGE RULES

	Rule Number
Designation As A Judge	2010
Judge Applicants.....	2012-2016
Judges Attire.....	2052-2055
Judge Cancellations	2064-2069
Judges Committee.....	2001-2009
Judges Committee Responsibilities	2005
Judges Conduct and Integrity.....	2110-2117
Judges Conflict of Interest.....	2041-2051
Judges Membership Requirements.....	2022
Judges Requirements.....	2022-2029
Judges Responsibilities	2070-2088
Judge Responsibility Prior To The Show.....	2056-2063

MEDICATIONS; ARTIFICIAL APPLIANCE; HUMANE TREATMENT

	Rule Number
Artificial Appliances.....	2881
Animal Welfare & Humane Treatment.....	2991-2995
Medications.....	2501-2520
Therapeutic Medications.....	2525-2531
Prohibited Medication, Drug & Substance Violations.....	2996-2998

HORSE SHOW RULES

	Rule Number
Adding Classes to Show Approval Applications.....	3010
Attire.....	3304-3307
Backing Horses	3195
Body Coat Color	503, 3162
Calling Horses Off The Rail.....	3194
Cancelling Classes	3151-3157

Conformation	502, 604, 3161
Combining Classes.....	3151-3157
Dropping Bridles.....	3308
Entering Arena Promptly	3189
Entry Numbers	3182
Equipment.....	3308-3346
Equipment Failure	3187
Exhibiting Multiple Horses	3183, 5207, 6009
Exhibitors Assisted Into Arena	3186
Exhibitors Representative	3181
Fall of Horse or Rider.....	3188
Filling Classes	3201
Hair to Hair Attachment on Tails.....	3163, 3373
Hooves.....	3185
Horse Show Approval	3001-3046
Horse Show Application Deadlines	3005-3007
Horse Show Classification.....	3065
Horse Show Management Responsibilities.....	3070-3075
Horse Show Point System	3111-3114
Horse Show Results	3051-3061
Horse Show Results Deadlines	3052-3054
Horse Show Secretary	3076-3077
Judging Considerations	3161-3172
Lameness.....	3165
Mane.....	506, 3163
Manners	3168
Membership Requirements	3
Mileage Between Horse Shows	3008
Minimum Requirements for Show Approval.....	3041-3046
Miscellaneous Horse Show Rules	3181-3204
Multiple-Judged Shows.....	3008B; 3031-3037
Padding Classes	3202
Patterns.....	3200
Performance.....	3167
Performance Class Age Divisions	3156-3157
Performance Judging.....	3196
Pleasure Type Divisions	3131
Preliminary Eliminations	3198
Presence.....	3169
Quality	3170
Registration Requirements	3121-3126
Removal/Alternation of Equipment.....	3343-3346
Ring Stewards.....	3081-3096
Secured to Saddle.....	3193
Show Lease.....	5205
Special Events	3046
Stallions Not Allowed for Youth or Novice Classes.....	3199, 6011
Suitability	3172
Tails	506, 3163
Tail Carriage	3197
Ties.....	3192
Trail Class Working Order.....	3191
Two Judges On One Day.....	3008A
Type Divisions	3131
White Markings	512-513, 3164
Working Order	3190-3191

STOCK TYPE EQUIPMENT AND ATTIRE

	Rule Number
Attire Adjustments	3307
Curb Bits	3320
Bosal.....	3318
Halter Class Equipment.....	3315
Headstalls	3317
Optional Equipment.....	3327, 3337, 3342A
Prohibited Bits	3321
Prohibited Equipment	3328, 3332, 3338, 3342 B
Reins	3322-3323

Palomino Horse Breeders of America

Removal or Alteration of Equipment	3343-3346
Romal	3325
Saddles	3326
Safety Leads/Lip Cords.....	3315
Snaffle Bits.....	3319
Snaffle Bit Reins.....	3323
ST Division English Attire	3305
ST Division English Equipment	3335-3338
ST Division English Saddle.....	3336
ST Division Roping/Speed Events Equipment.....	3329-3334
ST Division Western Attire	3304, 3307
ST Division Pleasure Driving Attire	3306-3307
ST Division Pleasure Driving Equipment	3339-3342
ST Division Western Equipment	3316-3328
ST Division Western Saddle.....	3326

HALTER, COLOR AND CONFORMATION CLASSES

	Rule Number
Color Class.....	3372-3374
Emphasis on Color.....	3350
Grand and Reserve Grand Champions	1091-1095; 3362-3366
Group Halter Classes	3367-3371
Halter Classes	3357
Judging Percentages	3352
Lameness	3165
Performance Halter	3361
Procedure for Judging.....	3355
Ranch Conformation	3650-3655
Rating Conformation.....	3353-3354

MISCELLANEOUS CATEGORY

	Rule Number
Hunter In Hand	3375-3384

PERFORMANCE CLASSES

	Rule Number
Approved ST Performance Classes	3385
Barrel Racing.....	3686-3702
English Gaits	3424-3429
Flag Race	3717-3729
Green Working Hunter.....	3485
Hunter Hack.....	3441-3446
Hunter Under Saddle	3430-3432
Jumping.....	3451-3470
Longe Line	3386-3416
Pleasure Driving	3418-3423
Pole Bending	3703-3716
Ranch Horse.....	3608-3616
Ranch Horse Gaits	3601-3607
Rand Rail Pleasure	3625-3632
Ranch Reining	3647-3649
Ranch Riding	3617-3624
Ranch Trail	3633-3635
Reining.....	3670-3686
Road Hack	3433-3434
Trail	3571-3598
Two Year Old Snaffle Bit Western Pleasure	3525-3529
Western Gaits	3500-3508
Western Parade Horse.....	3561-3567
Western Pleasure	3511-3522
Western Riding	3656-3669
Working Hunter	3471-3484

CATTLE EVENTS

For complete rules and guidelines visit the PHBA website and/or refer to the AQHA Handbook.

VERSATILITY RANCH HORSE

For complete rules and guidelines visit the PHBA website and/or refer to the AQHA Handbook.

NOVICE AMATEUR, AMATEUR, AMATEUR SELECT PROGRAMS

	Rule Number
Amateur Eligibility	5201
Amateur Grand and Reserve	5222
Amateur Halter	5221
Amateur Membership Card.....	5202
Amateur Program.....	5201-5210
Amateur Ranch Horse.....	5313
Amateur Select (50 & Over) Program	5314-5316
Amateur Stock Type Classes	5311
Class Specifications	5209
Combining Division	5208
Exhibiting Multiple Horses.....	5207
Novice Amateur Eligibility.....	5001-5003
Novice Amateur Program	5001-5013
Ownership Requirements	5205
Snaffle Bits.....	5312
Stallions.....	5012, 5206
Termination of Amateur Membership	5203-5204

AMATEUR WALK TROT PROGRAM

	Rule Number
Amateur Walk Trot Program.....	5100-5111
Amateur Walk Trot Hunt Seat Equitation.....	5107
Amateur Walk Trot Hunter Under Saddle.....	5106
Amateur Walk Trot Showmanship.....	5103
Amateur Walk Trot Trail	5108
Amateur Walk Trot Western Horsemanship.....	5105
Amateur Walk Trot Western Pleasure	5104
Stallions	5111

YOUTH AND NOVICE YOUTH PROGRAMS

	Rule Number
Age Minimum & Maximum Requirements.....	6002
Birth Certificate	6005
Changing Horses.....	6012
Class Specifications	6013
Combining Divisions	6004
Exhibiting Multiple Horses.....	6009
Exhibiting of Same Horse	6010
Marriage	6006
Membership Requirements	5
Novice Youth Programs	6021
Ownership	6008
Recommended Classes	6007
Snaffle Bit	6141
Stallions	6011
Youth Programs	6003
Youth Grand and Reserve	6111
Youth Halter	6101
Youth Hunt Seat Equitation On The Flat	6231-6236
Youth Hunt Seat Equitation Over Fences	6238-6244
Youth Hunter Under Saddle.....	6221-6222
Youth Ranch Horse.....	6259-6261
Youth Showmanship at Halter.....	6201-6208
Youth Stock Type Classes.....	6131
Youth Stake Race.....	6321-6331
Youth Western Horsemanship.....	6251-6258

YOUTH WALK TROT PROGRAM

	Rule Number
Youth Walk Trot 5-9 Program.....	6410-6420
Youth Walk Trot 10-18 Program.....	6450-6460
Youth Walk Trot Hunt Seat Equitation.....	6417, 6457

Palomino Horse Breeders of America

Youth Walk Trot Hunter Under Saddle.....	6416, 6456
Youth Walk Trot Showmanship.....	6413, 6453
Youth Walk Trot Trail	6418, 6458
Youth Walk Trot Western Horsemanship.....	6415, 6455
Youth Walk Trot Western Pleasure	6414, 6454

PLEASURE TYPE DIVISON

	Rule Number
Amateur PT Classes	4901
Classes	4602
English Pleasure	4641-4642
Equipment and Attire	4601
Fiesta Horse	4691-4697
Fine Harness.....	4711-4714
Five Gaited Saddle Horse	4631-4634
General Rules PT	4603-4610
Jumping.....	4661
Pleasure Driving.....	4703
Youth PT Classes.....	4801
Road Hack	4651-4653
Three Gaited Park Saddle Horse	4621-4624
Three Gaited Saddle Horse.....	4611-4614
Trail	4701-4702
Western Parade Horse.....	4681-4686
Western Show Horse.....	4671-4674
Working Hunter.....	4662-4663
Youth PT Saddle Seat Equitation	4841-4854
Youth PT Showmanship at Halter	4821-4823
Youth PT Showmanship in Hand.....	4831-4832

PHBA CHALLENGED HORSEMAN PROGRAM

	Rule Number
Assisted Lead In	4954
Assisted Trail	4959
Attire	4952
General Rules	4950-4953
Golden Horse	4969
Halter	4968
Show Approval	4953
Tack & Equipment	4951
Unassisted W/T Equitation on the Flat	4966
Unassisted W/T Horsemanship	4964
Unassisted W/T Hunter Under Saddle	4957
Unassisted W/T Showmanship at Halter	4962
Unassisted W/T Trail	4960
Unassisted Walk/Trot	4955
Unassisted Walk/Trot/Lope Western Pleasure.....	4956
Unassisted Walk/Trot/Canter Hunter Under Saddle.....	4958
Unassisted Walk/Trot/Lope Trail	4961
Unassisted Walk/Trot/Lope Showmanship at Halter.....	4963
Unassisted Walk/Trot/Lope Horsemanship	4965
Unassisted Walk/Trot/Canter Hunt Seat Equitation	4967

**PALOMINO HORSE BREEDERS OF AMERICA
CONSTITUTION AND BY-LAWS
AS AMENDED MARCH, 2022**

ARTICLE 1

NAME, PURPOSE, AND INCORPORATION

Section 1. Name. This Association shall be known as the Palomino Horse Breeders of America, hereinafter referred to as PHBA. It shall be incorporated as a non-profit organization in accordance with the laws of the state of Oklahoma.

Section 2. Purpose. The PHBA is organized for the purpose of providing for the registration, preservation of purity of blood, and improvement in breeding of Palomino Horses; and to keep, maintain, and publish in suitable form the history, record, and pedigree thereof.

Section 3. Location. The principal place of business, and legal address of PHBA shall be 15253 East Skelly Drive, Tulsa, Rogers County, Oklahoma 74116-2637, USA, (918) 438-1234 voice, (918) 438-1232 fax, www.palominohba.com.

Section 4. Corporate Seal. The corporate seal of the PHBA shall have inscribed thereon the name of the Association and the words "Corporate Seal."

Section 5. Capital Stock. There shall be no capital stock, and in lieu of stock certificates, written evidence of membership shall be issued to each member.

Section 6. Fiscal Year. The fiscal year of PHBA shall be January 1st through December 31st.

ARTICLE 2

MEMBERSHIP

Section 1. Memberships Qualifications. All persons, firms, partnerships, ranches, or organizations interested in the development of the Palomino horse may become members.

A. Members of PHBA shall be admitted, retained, and disciplined in accordance with such rules and regulations as the Board of Directors may, from time to time, adopt.

Section 2. Non-members. Any individuals who are non-members, but own Palomino horses, file registration applications and other documents with PHBA, participate in PHBA recognized events, or have any other minimal contact with PHBA, by such actions and in regard to such transactions, do hereby and hereby agree to be bound by all PHBA By-Laws, rules and regulations of PHBA, and decisions and actions of the Board of Directors and/or Executive Board.

ARTICLE 3

NATIONAL DIRECTORS

Section 1. Required Membership for Officers and National Directors. A current PHBA membership is required for anyone holding an elected office.

Section 2. Primary Affiliate. Only one APA may be designated as the primary affiliate of any membership, for the purpose of determining the appropriate number of National Directors.

Section 3. National Directors. The Board of Directors shall consist of those members of PHBA elected as National Directors by the APA's.

A. Only states and provinces having APA's will be entitled to elect National Directors and an equal number of Alternate National Directors.

B. Alternate Directors elected by the APA's may serve in the absence of National Directors.

C. A person may serve as a National or Alternate National Director for only one (1) APA.

D. PHBA Past Presidents shall be National Directors At Large.

Section 4. Allocation. Each APA shall be entitled to elect each of the following:

A. One (1) National Director for the charter

B. One (1) National Director for each ten (10) members or major fraction thereof, as of record on September 30th of the year preceding the next annual PHBA meeting

C. One (1) Alternate National Director is allocated to each APA for each ten (10) members or major fraction thereof, as of record on September 30th of the year preceding the next annual meeting

D. Executive Committee members will not be included in the APA National Director allotment as set out above.

Section 5. Term. The term of office of all elected National Directors shall be one (1) year, beginning January 1 through December 31 as submitted to PHBA or until their duly elected successors have been elected.

Section 6. Ultimate Authority. The ultimate authority of PHBA lies in its Board of National Directors, who alone shall be able to amend its By-Laws, and they shall be accountable to the membership.

Section 7. Authority of the Board of National Directors. The Board of National Directors shall have the authority to conduct the affairs of PHBA in accordance with the By-Laws as seems to them to be suitable for promoting the Palomino horse.

A. This shall include promotion of and cooperation with, but not financial assistance to, all APA's

B. The Board of National Directors shall not obligate PHBA to any expenditures which would cause a debt carry-over at the end of the fiscal year EXCEPT: The Board of National Directors may obligate a long-term mortgage for the purchase of a PHBA office and may engage in a long-term lease/purchase contract for the computer

ARTICLE 4

ELECTION OF APA OFFICERS & NATIONAL DIRECTORS

Section 1. Notification of APA Election Results. Each APA shall report the results of APA officer, national director, alternate national director and inspector elections to PHBA prior to December 20, unless the APA has received written permission for an extension of this deadline from PHBA.

A. An APA which does not meet the deadline shall be assessed a \$100 fine after December 20.

B. An additional \$100 will be assessed for each thirty day period.

C. An APA may substitute National Directors after their election.

D. For voting purposes, the notification must be postmarked or received within fifteen (15) days prior to any national meeting.

E. An APA may be requested to include a copy of the minutes of the APA's elections.

ARTICLE 5

MEETINGS AND METHOD OF VOTING

Section 1. Board of Directors Meeting. There shall be an annual Board of National Directors meeting of PHBA at a month designated by the Board of National Directors.

Section 2. National Convention. The National Directors may vote on the National Convention three (3) years prior.

Section 3. Special Meetings. Special Board of Directors meetings may be called by The PHBA President upon thirty (30) days written notice to PHBA or

A. A Petition signed by fifty five percent (55%) of the current National Directors, or

B. Petition signed by twenty-five percent (25%) of current PHBA members.

C. The petition shall contain the exact purpose(s) of the special meeting, which are urgent and require action by PHBA before the next scheduled national meeting. Only business mentioned in the call of the special meeting can be transacted at such a special meeting. If, at a special meeting it becomes urgent in an emergency to take action for which no notice was given, that action, to become legal must be ratified by PHBA at the next regularly scheduled national meeting.

D. For any special meeting called by petition, the Secretary/Treasurer shall compare the list of names and signatures with the current list of PHBA National Directors or PHBA members found on the petition.

E. Within thirty (30) days after receiving said petition or written request from the PHBA President, PHBA shall mail written notice of such meeting to all National and Alternate National Directors of the Board of Directors.

F. A list of the National Directors or PHBA members which signed the petition shall be placed on the PHBA website and shall accompany the notice of the meeting.

G. Notice of the special meeting shall also appear on the PHBA website providing no less than sixty (60) days notice of the date and location.

H. The President of PHBA shall determine the time, location and place of the Special meeting.

Section 4. Eligibility. All National Directors which are members in good standing are eligible to attend these meetings.

Section 5. Quorum. A quorum shall be twenty-five percent (25%) of the National Directors, defined as follows:

A. Each APA chartered shall be entitled to representation through their National Directors.

Section 6. Voting. Voting may be by majority vote, roll call or a representative from each APA may tally the votes for their respective APA National Directors and report the votes to the President.

A. The right to vote is limited to the National Directors who are physically present at the time the vote is taken in a legally called meeting.

B. Voting By Past Presidents. Past Presidents are entitled to one (1) vote each, which each must cast personally.

ARTICLE 6 EXECUTIVE BOARD MEETINGS AND METHODS OF VOTING

Section 1. Executive Board Meetings. The Executive Board shall meet whenever and wherever called by the President or any five (5) of its members acting jointly. The most efficient methods of communication appropriate for conducting professional affairs/business may be utilized.

A. For regular meetings or conference calls, a ten (10) day or greater written notice shall be given by the Secretary/Treasurer or the General Manager to all members of the Executive Board. Adequate notice shall be ten (10) days for any special meeting.

B. Conference calls and/or other electronic meeting options are acceptable means of conducting a meeting.

C. A quorum shall consist of five (5) members of the Board

D. Each member is entitled to one (1) vote, and a majority of those present is required to pass any motion, except those requiring a two-thirds (2/3) vote.

Section 2. Remote Voting. Voting by mail or other efficient and appropriate method for conducting business may be used by the Executive Board on any matter, EXCEPTION: no financial obligation shall be approved unless same has been budgeted or funds are available from the PHBA reserve or surplus.

A. The procedure requires that each Executive Board member as well as PHBA receive a clear and concise statement, of the subject to be voted upon, and that each member attest his/her vote by his/her signature, and send a copy of same to both PHBA and the officer who has initiated the vote.

B. The results of the voting, when properly conducted, shall have the same force and effect as though resulting from an Executive Board meeting. All such votes must be duly entered in PHBA records (ie. minutes).

ARTICLE 7 ELECTION OF PHBA OFFICERS

Section 1. Nominations of Officers. Nominations will be made by the nominating committee, and from the floor.

Section 2. Term of Office. The elected officers shall begin their term at the close of the National Convention, and continue until the close of the next National Convention, or until their duly elected successors have been elected.

A. Individuals may not hold office for more than seven (7) consecutive years.
EXCEPTION: General Manager

Section 3. Election of Officers.

A. The Board of National Directors shall elect at their annual meeting, from the PHBA National Directors, the following officers: President-Elect, two (2) Vice-Presidents, and a Secretary/Treasurer.

ARTICLE 8 DUTIES OF OFFICERS

Section 1. President. The Chief Executive Officer of the PHBA shall be the President who shall have the specific duty of carrying out programs approved by the Board of Directors.

A. The President is an ex-officio member of all committees

B. An individual shall serve only one elected term as PHBA President

C. S/he shall also have the responsibility of reporting on the activities of PHBA on the PHBA website.

D. The President cannot show at the PHBA World Show in open or futurity level events.

Section 2. President-Elect. The President-Elect voted in at the previous year's election shall automatically advance to the office of the President.

A. The President-Elect, in the absence or inability of the President, shall perform the duties and exercise the powers of the President.

B. The President-Elect is an ex-officio member of all committees EXCEPTION: Complaint Review, Hall of Fame, Judges and Nominating Committee(s).

Section 3. Vice-Presidents. The Vice-Presidents shall be assigned those areas of responsibility by the President as s/he may consider necessary and appropriate.

Section 4. Secretary/Treasurer. The Secretary/Treasurer shall be responsible for the financial business of PHBA under the direction of the Board of National Directors and the Executive Board.

A. S/he shall be responsible for observance of the By-Laws, for sending proper thirty (30) day notification of all meetings, recording of minutes, keeping the By-Laws and Rules up-to-date, and shall be ex-official Secretary of all committees.

B. S/he shall report at the annual membership meeting on the activities of PHBA for the past year.

C. Additionally, s/he shall have general responsibility for the financial affairs of PHBA as directed by lawful action of the Executive Board, including collection and receipt of funds, deposits in banks or other insured financial institutions, and withdrawal of such funds.

D. S/he shall be bonded in the performance of his/her duties, and the cost of such bond shall be paid by PHBA.

E. S/he shall be custodian of any securities, bonds, stocks, certificates of deposit, or other liquid assets of PHBA.

F. S/he shall report at the annual meeting on the financial needs, and shall oversee preparation of the budget.

G. A Biennial financial review of the accounts of the Secretary/Treasurer shall be made by a certified public accountant following the close of the fiscal year and shall be reported at the next annual meeting of the National Board of Directors following the completion of said financial review. Such accountant shall be a disinterested person and not a member of the association. A financial audit will be prepared and presented to the National Board of Directors in lieu of the financial review on the sixth (6) year.

H. A financial report of the most recently completed review prepared by a CPA will be mailed to all national directors fifteen (15) days prior to the next scheduled PHBA National Convention. The CPA report will be available for review at the PHBA National Convention.

I. S/he shall post the official minutes of all Executive Board meeting on the PHBA website with thirty (30) days of each meeting. Official minutes shall consist of the following: All Executive Board minutes of their actions except those regarding personnel matters, potential or current litigation, disciplinary actions or hearings, CRC recommendations or contract negotiations.

J. S/he shall send quarterly financial reports and data to each Financial Management Committee member within thirty (30) days of the close of each month.

K. S/He shall send quarterly financial reports and data of the Amateur Association to the Amateur President, treasurer and Amateur Immediate Past President within thirty (30) days of the close of the quarter.

Section 5. Assistant Secretary. An Assistant Secretary may be appointed by the Executive Board.

A. The Secretary/Treasurer may assign portions of his/her duties as s/he desires to the Assistant Secretary, who shall perform them under his/her direction. Such assignment of duties must be in writing with copies furnished to the Executive Board.

B. The Assistant Secretary will prepare the minutes of the Executive Board meeting for distribution on the PHBA website which will contain Executive Board minutes of their actions except those regarding personnel matters, potential or current litigation, disciplinary actions or hearings, CRC recommendations or contract negotiations.

C. The minutes shall be reviewed by legal prior.

D. The minutes shall be approved by the Executive Board prior to distribution

Section 6. Immediate Past President. The Immediate Past President will also serve as a member of the Executive Board for one (1) year succeeding his/her term of office.

Section 7. Executive Board Appointees. Three (3) additional members, appointed by the President, shall serve as officers on the Executive Board.

Section 8. General Manager. The General Manager is pursuant to the direction of the Executive Board, shall implement the actions, decisions and directions of the Board of Directors and Executive Board; shall manage PHBA's physical facilities and personnel. The General Manager shall be the custodian for the safekeeping of all documents and records of PHBA and authority for pedigrees. S/he shall execute the certificates of pedigree demanded and proper to be issued by PHBA, and shall keep a record of the same. S/he shall collect all monies due PHBA and turn the records over to the Secretary/Treasurer. S/he shall make a report of his/

her office to the Board of Directors when demanded and to the annual membership meeting, and shall perform such other duties as may be prescribed by the Board of Directors from time to time.

Section 9. Executive Board Officers. The elected officers, President, President-Elect, Vice Presidents, Secretary-Treasurer, and Immediate Past President and three presidential appointed members shall constitute the Executive Board of PHBA.

Section 10. Authority of the Executive Board. The Board of National Directors may authorize the Executive Board to conduct such phases of the business of PHBA as are not specifically reserved for the Board of National Directors by the By-Laws. This authority is renewed each year at the annual National Directors meeting by the officer elections, and may be redefined by the Board of National Directors at the National Convention.

A. The Executive Board shall have general supervision of the affairs of PHBA and its other officers in the performance of their duties.

Section 11. Vacancies in Offices. Any vacancy on the Executive Board shall be filled by an appointment made by the President and approved by the other members of the Executive Board.

A. Executive Board members missing two (2) consecutive meetings shall be removed from the Board, except where excused for just cause.

Section 12. The officers included in **Section 1 - Section 7** above are subject to the same disciplinary procedures for all members and non members.

Section 13. Bond. A bond shall also be provided by PHBA for other office personnel required to handle and account for PHBA funds at the discretion of the Board of Directors.

ARTICLE 9 AMENDING BY-LAWS

Section 1. Notice. Any member, APA, the PHBA Board of Directors or PHBA staff may propose an amendment to the By-Laws of PHBA by submitting it, in writing, to PHBA.

Section 2. Deadline for Submission. Proposed By-Law changes must be submitted one hundred and twenty (120) days prior to the Board of Directors meeting for publication on the PHBA website in order to be acted upon at that meeting.

Section 3. Procedure. All proposed changes shall be reviewed by the By-Laws and General Rules Committee which shall make recommendations to the Board of Directors and the Executive Board.

A. A vote of two-thirds (2/3) of the National Directors present is required to approve the adoption of a change in the By-Laws.

B. Any section or subsection which is being considered by the By-Laws and General Rules Committee may be amended at the Board of Directors meeting, however, all proposed amendments must be in writing, and must be submitted to the By-Laws and General Rules Committee before the proposed change is to be considered by the Board of Directors.

Section 4. Emergency By-Law Amendments. A member may recommend a change of the By-Laws without the application of the above Section 2, if an emergency exists; however, to be adopted, ninety (90%) percent of the National Directors present, must vote to adopt the proposed change.

Section 5. Effective Date of Amendments. Any amendment passed at the Board of Directors meeting shall take effect on January 1st of the following year. This limitation may be waived by the Board of Directors upon finding extraordinary circumstances which:

- A. Concerns the safety, health or well being of a horse and/or rider;
- B. Materially benefits PHBA's programs or its financial stability, or;
- C. Involves other compelling circumstances.

Section 6. By-law Changes at PHBA National Convention Only. By-Law change proposals may be acted upon at the PHBA National Convention.

Section 7. Amending PHBA By-laws must comply with federal and Oklahoma State laws in order to be included in the PHBA handbook.

ARTICLE 10 INDEMNIFICATION

Section 1. PHBA shall indemnify and hold harmless any officer, director, director-at-large, employee of PHBA, their personal representatives and heirs, against reasonable legal expenses, judgement, and expenses of settlement which PHBA previously approves, actually and reasonably incurred in connection with an actual or threatened legal proceeding, if such person acted legally, in good faith and was duly authorized to act on behalf of PHBA in the transaction from which legal

liability arose which was official PHBA business (except in relation to matters as to which s/he shall have been guilty of negligence or misconduct in respect to the matter in which indemnity is sought). To preserve this right of indemnity, such litigation, whereupon PHBA shall have the right to direct defense thereof, including, but not limited to, selection of counsel, and direction of settlement negotiations.

ARTICLE 11
SEVERABILITY

Section 1. If any section of any part of these By-Laws or the application thereof to any person or circumstance is held invalid, such invalidity shall not affect the other sections, parts, or applications of these By-Laws which can be given effect without the invalid section of any part; and to this end the provisions of these By-Laws are severable.

ARTICLE 12
PROCEDURES

Section 1. Whenever not otherwise specified by the By-Laws, Roberts Rules of Order-Newly Revised, shall be the final authority on procedure.

GENERAL RULES & REGULATIONS

MEMBERSHIP

1. Membership. Membership in PHBA is a privilege, not a right, application for which shall be made by procedures prescribed by PHBA. Membership or application therefore, may be terminated or rejected by the Executive Board or Board of Directors for cause detrimental to the interest of PHBA, its programs, policies, objectives and harmonious relationship of its Members as determined by the Executive Board or Board of Directors. Termination or application rejection proceedings under this rule shall be conducted under PHBA's disciplinary procedures for notice, hearing and temporary suspension. The effect of termination or rejection may be denial of the privileges of PHBA as set forth in PHBA disciplinary procedures.

2. PHBA Open Membership Types

A. Individual. Restricted to one person, carried in that person's legal name, the privileges of which are full privileges of PHBA including privileges to participate in PHBA open division of shows and other PHBA activities.

B. Joint. A combination to a maximum of two persons (i.e. husband and wife).

C. Assumed or Trade Name. A person or persons or artificial legal entity, ranches, sole proprietorship or any other designation not being the legal name of the person or artificial legal entity. (i.e. John Smith dba Smith Ranches).

D. Corporate. Corporations in good standing in the state or country of their incorporation, the officers, representatives, shareholders and all beneficial owners.

E. Syndicate or Joint Venture. Syndicates or joint ventures in good standing in the state, province or country of their organization, the representative and all beneficial owners.

F. Decedent's Estate, Trust, Guardianship or other Custodial Legal Entity. Decedent's estate, trust, guardianship or other custodial legal entity, the person for which the entity is created, his representative and all beneficial owners or beneficiaries.

G. Partnership, General or Limited. Partnerships, general or limited, in good standing in the state, province or country of their organization, the partners, limited partners, representatives, and all beneficial owners.

3. Membership Required To Show. All of the owner(s) of a horse, as listed on the horse's current PHBA registration certificate (including but not limited to: spouses, partners), and the exhibitor(s) must be a current individual member(s) of PHBA or PHBA-Y, in order to show and for PHBA to tabulate the horse's show points in the open, youth, novice youth, youth walk trot, amateur, amateur select, novice amateur or amateur walk trot divisions and to be eligible for any and all awards and/or titles.

4. PHBA-Amateur and Novice Amateur Memberships. Persons nineteen (19) years of age or older who meet the eligibility requirements as outlined in the Amateur Program, Novice Amateur Program, Amateur Select Program or Amateur Walk Trot may become members of PHBA and the PHBA Amateur Association (PHBA-A).

A. There shall be an annual membership fee. Membership deadline and expiration dates shall coincide with that of PHBA;

B. An amateur or novice amateur must be a current member of PHBA and PHBA-A in order for PHBA to tabulate the horse's show points in the amateur or novice amateur division and to be eligible for any amateur awards and/or titles.

5. PHBA-Youth Memberships. Membership is open to any youth eighteen (18) years of age and younger with the age based on their age as of December 31 of the previous year.

A. There shall be an annual membership fee. Membership deadline and expiration dates shall coincide with that of PHBA;

B. A youth must be a current member of PHBA Youth Association in order for PHBA to tabulate the horse's show points in the open and/or youth division and to be eligible for any open and/or youth awards and titles.

6. Lifetime Memberships. A lifetime membership in PHBA shall be issued for a one-time fee, plus the annual APA fee.

A. All Past Presidents are lifetime members.

B. Payment of the annual APA fee would be the responsibility of the recipient of a lifetime membership.

7. Membership Term. All PHBA, PHBA-Y, and PHBA-A memberships are for a period of one (1) year beginning the date of the membership application or renewal and expire at the end of twelve (12) month period unless renewed. All dues

are payable to PHBA.

8. Memberships Are Non Refundable. Any and all PHBA, PHBA-Y, and PHBA-A memberships are considered non-refundable.

9. Honorary Memberships. Honorary memberships may be awarded to persons who have made a contribution to PHBA. Payment of the annual APA fee would be the responsibility of the recipient of an honorary membership.

10. Transfer of Memberships. Memberships in PHBA are transferable only between members of the same family, between partners, by estates of deceased members, and between a corporation and one of its stockholders or officers.

11. Transfer of Lifetime Memberships. Lifetime memberships are not transferable, but a lifetime membership may be carried in the joint names of husband and wife, and the successor resulting from spouses death or divorce, shall be entitled to exclusive life membership having the one-time privilege to amend the membership name to correctly reflect the successor's status by filing with PHBA a copy of judicial decree, written evidence of death, or written instrument of consent signed by the terminating spouse.

12. APA Memberships. In states where an APA is chartered, membership in both the APA and PHBA is required. EXCEPTION: Lifetime memberships. If the lifetime member submits APA dues it will be forwarded to the APA;

A. Associate memberships with additional APA's are paid directly to the APA provided the APA Bylaws permit associate memberships;

B. Where there is more than one APA in a state, a primary APA must be declared on their membership application and that will be the member's APA for that calendar year once the membership dues have been paid to an APA;

C. When an APA is not designated on the membership application it will be the responsibility of the PHBA office to investigate and obtain a declaration. If the PHBA office is unable to obtain a declaration from the member in question within a reasonable period of time then the PHBA office shall allocate the APA membership fees into the PHBA general fund.

OFFICIAL PUBLICATIONS

18. Official Handbook. There shall be a set of standing rules covering inspections, registrations and transfers of horses, awards, point ratings, requirements for PHBA approved shows, show rules, and like matters.

A. Each PHBA member or Palomino Horse owner is charged with notice of all rules and regulations published in the current PHBA Official Handbook. PHBA furnishes members with a current Official Handbook upon request annually. The handbook is also published on the PHBA website;

B. The PHBA By-Laws, General Rules, Rules of Registration and Transfer, Rules of Titles and Awards, and Judging Rules and Horse Show Rules and the PHBA Program's Rules may be combined into one booklet and published in printed form on the website.

C. Rule changes shall be underlined for the first year in the PHBA Handbook.

19. Obligation of Members. All PHBA members shall be obligated to abide by the Bylaws and all of the published rule(s) in the above **Rule(s) 18.**

20. PHBA fulfills its duty to provide members and Palomino Horse owners of these issues by publishing them on the PHBA website.

AMENDING REGISTRATION AND STANDING RULES

26. Proposed Rule Changes. Proposed rule changes must be submitted in writing to PHBA one hundred and twenty (120) days prior to the Board of Directors meeting for publication on the PHBA website in order to be acted upon at that meeting.

A. EXCEPTION: Adoption of any changes in AQHA rules for specific horse show rules may be recommended for adoption by the Show Rules Committee with or without being on the PHBA website.

B. EXCEPTION: A compelling issue may be presented to and approved by a standing committee, then brought to the floor of the annual meeting. However, passage will require a 75% vote by the Board of Directors.

27. Identification of Origination. All proposed changes to the Handbook must state the member's name, city, state or standing committee(s) or PHBA staff that submitted the amendment. This information shall be submitted to the appropriate committee(s).

28. Procedure. In an open meeting, the PHBA Standing Committee(s), while considering the Association's best interest, shall review and discuss, the proposed rule changes, deletions, and additions before reporting to the Board of Directors

and ultimately the Executive Board for a vote.

A. The Show Rules Committee shall coordinate all horse show rules. Recommendations may be submitted by related committees to the Show Rules such as but not limited to, Youth and Amateur;

B. All rule change proposals will be reviewed by the By-Laws and General Rules Committee.

29. Voting. Voting may be by majority vote, roll call or a representative from each APA may tally the votes for their respective APA National Directors and report the votes to the President.

30. Rule Changes at PHBA National Convention Only. Rule change proposals shall be acted upon by the appropriate committee(s) then voted upon only at the PHBA National Convention by the Board of Directors.

31. Amending Rules by Executive Board. The rules and regulations, except those pertaining to By-laws and Constitution and those pertaining to registration of horses, may be amended at any time by change, addition, or repeal, by majority vote of the Executive Board, but only after the proposed changes shall have been submitted to an appropriate committee. This limitation may be waived by the Executive Board upon finding extraordinary circumstances which:

A. Concern the safety, health or well-being of a horse and/or rider;

B. Materially benefits PHBA's programs or its financial stability, or;

C. Involves other compelling circumstances.

32. Effective Date of Rules Changes. All amendments to the Judging and Show Rules, and Rules for Registration and Transfer shall take effect January 1 of the following year. This limitation may be waived by the Executive Board upon finding extraordinary circumstances which:

A. Concerns the safety, health or well being of a horse and/or rider;

B. Materially benefits PHBA's programs or its financial stability, or;

C. Involves other compelling circumstances.

33. Period of Non Amendment. A rule or regulation is not subject to amendment by change, addition or repeal, until it has been in force for at least two calendar years, which limitation may be waived by the Executive Board upon finding extraordinary circumstances which:

A. Concerns the safety, health or well being of a horse and/or rider;

B. Materially benefits PHBA's programs or its financial stability, or;

C. Involves other compelling circumstances.

EXCEPTION: newly enacted AQHA or NSBA rules adopted, and any corresponding rules affected by said adoption, are not subject to the period of non-admendment.

34. All PHBA rules and By-Laws must comply with federal and Oklahoma State laws in order to be included in the PHBA Handbook.

STANDING COMMITTEES

37. Standing Committees shall consist of not less than three (3) PHBA members who shall be appointed by the PHBA President no less than 30 days after the annual meeting.

38. Special or Ad Hoc Committees may be appointed by the President.

39. To be eligible for a committee assignment, an individual must be a member in good standing of PHBA.

40. Each standing committee shall be headed by a Chairperson and Vice Chairperson. The Chairperson shall vote only in the case of a tie vote concerning any committee action. The Vice Chairperson shall serve as presiding officer in the Chairperson's absences or incapacity.

41. Judges Committee refer to **Rule(s) 2001-2003**.

42. All Chairperson(s), Vice Chairperson(s), and Committee members in **Rule(s)**

37-44 are subject to the same disciplinary procedures for all members and non members.

43. The PHBA Nominating Committee is composed of Past PHBA Presidents. The immediate Past President will serve as the chairperson of the committee.

44. Standing Committees may include, but are not limited to, the following:

- Affiliate Palomino Associations & Membership
- Amateur
- Awards
- Benefit Auction
- By-Laws & General Rules
- Financial Management
- Resources & Sponsorship
- Hall of Fame

- Judges
- Marketing & Public Relations
- National Convention Site & Planning
- Nominating
- Public Policy & Animal Welfare
- Professional Horseman
- Recreational Riding Program
- Registration & Transfer & Breeders
- Show Management Seminar & Training
- Show Rules
- Web & Computer
- Working Horse & Ranch Versatility
- World Championship Horse Show Advisory Committee
- Youth

VIOLATIONS

50. Cooperation. No person shall refuse, upon reasonable request, to assist PHBA, its officers, committees, or agents in locating, identifying, and inspecting, or to answer promptly and truthfully any inquiry concerning an animal or an ancestor thereof in his/her ownership or control, which has been registered or listed, or for which application to register or list has been made. No person shall refuse to promptly and truthfully give information, in form requested, concerning any PHBA matter of which the person has or may have knowledge. Violation of this rule may be grounds for disciplinary action as set forth in the PHBA Constitution and By-Laws.

51. Non-payment of Monetary Obligations. Any member or non member may be suspended and/or denied the privileges of PHBA, for failure to pay when due any obligation owing the Association. This may include, but is not limited to the PHBA, the *Palomino Horses Magazine*, an APA, an approved horse show, or a PHBA sanctioned event(s). The failure to pay or for giving a non-negotiable check or credit card or debit card for fees; shall include, but is not limited to: entry fees, stall fees, office charges, stock charges, consignment fees, commission fees, bank charges, or any other fees or charges connected with an approved or sanctioned PHBA event.

A. PHBA and/or an APA may assess a penalty for non-negotiable funds to PHBA and/or an APA.

B. Certified funds must be mailed or brought to PHBA in order for the transaction to be processed. PHBA disciplinary actions may apply. The US Postmark on the envelope containing the certified funds will determine the fee schedule that will apply.

C. Any person(s) involved may be suspended if restitution is not made within thirty (30) days of notification. PHBA disciplinary actions may apply.

D. Fifteen (15) days prior to any disciplinary action by PHBA written notice of such action shall be mailed to the member(s) or non-member(s).

E. Until negotiable payment is received all points/awards may be withheld from:

- 1) the person who was responsible;
- 2) the person who tendered the payment;
- 3) the exhibitor and/or the horse;
- 4) the person whose entries are paid by the non-negotiable funds.

F. Upon suspension by PHBA the name of the member(s) or non-member(s) may be published on the PHBA website.

G. Any suspension and denial of privileges under this section shall terminate upon full payment of the obligation.

52. False Claims. No person shall represent, by advertisement, claim, or otherwise, that a horse in his/her ownership and registered with PHBA has earned or is entitled to any official PHBA designation or honors, including but not limited to titles such as PHBA Champion, PHBA Supreme Champion, and PHBA Superior Event Horse, etc, prior to the actual recording of such designation or honor in the records of PHBA. Violation of this rule may be grounds for disciplinary action.

53. Conspiracy. A member or non-member shall not conspire with another person or persons to intentionally violate the rules of PHBA, or to knowingly contribute or cooperate with another person or persons, either by affirmative action or inaction, to violate the rules of PHBA. Violation of this rule shall subject such member or non-member to disciplinary action, whether or not such member or non-member has actually signed reports filed with PHBA asserted to be true and correct.

54. Verity. All information furnished to PHBA as a basis for any action by PHBA

or any of its officers with respect to a horse must be true and correct to the best of their knowledge and belief of the informant.

55. Fraudulent Certificates. No person, firm or corporation shall issue, sell, exchange, give away or receive, or offer to do any thereof, any false or fraudulent certificate, representing the same to be a genuine official certificate issued by PHBA.

56. Misrepresentation of Horse. No person shall advertise, enter, or exhibit in any PHBA event or competition, any animal registered or listed with PHBA by a name other than that by which it is registered or listed.

57. Mail Fraud. The sending of a fraudulent registration application through the United States mail with the intent to defraud is a Federal offense subject to prosecution by the United States government.

58. Alteration of Registration Certificates. No change in or alteration of a certificate of registration or listing of identification required by PHBA shall be made except by PHBA or its official representative upon proper showing of the necessity for such change or alteration by reason of change in color or markings, mistake, or the like; nor shall any person display, advertise, or have in his/her possession any such certificate that has been changed or altered other than by PHBA or on its authority.

59. Cancellation of Altered Certificates. A certificate of registration bearing alterations or amendments shall not be recognized by PHBA, but may be subject to cancellation. No transfer shall be accepted in case the horse is sold, and the progeny of such horse shall be denied registration or transfer until, upon proper identification and receipt of appropriate fees, the certificate of registration has been reissued by PHBA.

60. Registration Misrepresentation. A person shall not represent any horse owned or managed by him/her to be registered unless the same be registered in the official PHBA registry.

61. Ownership of Registration Certificate. Ownership of all issued registration certificates remains with the Association; is issued in reliance on a written application submitted and attested by the owner of record; and upon the express condition that the Association has the privilege to correct and/or cancel the certificate for cause under its rules and regulations. No person shall refuse an Association request for the return of an original registration certificate, either before, after or pending hearing to determine registration or participation privilege in Association approved events. The Association may retain possession of a certificate until resolution of the matter for which the return of the certificate was requested.

62. Animal Welfare. No person shall treat any horse in a cruel or inhumane manner, including, but not limited to, the prohibited conduct specified in the Medications, Artificial Appliance and Humane Treatment section of this handbook.

A. A conviction of an individual under state or federal law, for an offense of cruelty to or inhumane treatment of a horse or judicial confiscation of a horse, whether or not a registered Palomino Horse is involved shall constitute a presumption of violation of this rule.

B. PHBA may accept suspension rulings pertaining to cruel and inhumane treatment of horses from other recognized equine related associations and state racing commissions, the effect of which is to automatically suspend the individual from PHBA membership privileges, for a length of time equal to the suspension for which reciprocity is given.

63. Care, Custody or Control. An owner or lessee of a registered PHBA horse is responsible for the actions of all third parties in whose care, custody or control the owner or lessee places his horse, including, but not limited to, trainer or exhibitor. When such third party is found in violation of PHBA rules involving owner's or lessee's horse, or if an owner or lessee acquires personal knowledge of such rule violation by the third party, the owner or lessee is responsible to take such prompt and reasonable action as to protect his horse and PHBA from repeat offenses. Failure by the owner or lessee to take such action, or repeat offenses by such third parties involving the owner's or lessee's horse or horses, may subject the owner or lessee to disciplinary action under PHBA disciplinary rules.

64. Conduct. All PHBA representatives, including but not limited to the Executive Board members, officers, staff, judges, directors, APA officers, exhibitors, inspectors, and horse show committee members shall be treated with courtesy, cooperation, and respect, and no person shall direct abusive or threatening conduct toward them. PHBA representatives shall extend these same considerations toward all members and exhibitors.

65. Prohibited Conduct. Conduct on the show grounds by PHBA members and non members, exhibitors, trainers, owners and their representatives, together with all other persons being present on show grounds such as spectators, shall

be orderly, responsible, sportsmanlike, and humane in the treatment of horses, such as to promote the implementation of the show and promote fair competition.

A. Unsportsmanlike conduct will not be tolerated. Unsportsmanlike conduct shall be further defined as any action of disrespect, deceit, or fraud directed to judges, ring stewards, show management, show representatives, the PHBA, PHBA members or other exhibitors. Individuals who display unsportsmanlike conduct will be subject to the disciplinary action and procedures set forth herein.

B. Irregular conduct or any other form of misconduct, such as illegal, indecent or profane and the inhumane treatment of horses is prohibited and shall be grounds for the disciplinary action against offending individuals according to PHBA disciplinary procedures.

C. Further, show management may immediately expel offenders from the show grounds in order to preserve the decorum of the show and shall file a written report to the PHBA concerning the incident.

66. Misinformation of Records. If a situation comes to the attention of the Association through the PHBA records and is in violation of PHBA rules this violation will be forwarded to an appropriate PHBA Committee for review for possible disciplinary action.

67. Court of Felony Conviction. PHBA reserves the right to regulate who may participate in its activities. As a condition of membership, any person who is a registered sex offender or who has received a final conviction in any court of a felony or of any crime involving any animal abuse or moral turpitude is required to notify and disclose all relevant details to PHBA's special legal counsel. Where PHBA has knowledge of a conviction of an individual that comes under the purview of the PHBA Bylaws or Rules that said individual has been convicted under any governmental jurisdiction, whether or not the PHBA is involved, the PHBA may subject the said individual to discipline under the terms set forth in **Rule 85**. Any discipline may be stayed pending completion of any statutory appeals. Any discipline by PHBA shall come after notice is given to the sanctioned individual or entity who may request a hearing before the PHBA Executive Board and given an opportunity to explain the conviction including exigent or mitigating circumstances. All evidence involving these situations shall first be forwarded to PHBA's legal counsel for review and, if warranted, forwarded to the PHBA Executive Board for action. Among other things the PHBA attorney and Executive Board will take into consideration are when the conviction occurred, the age of the individual when the conviction occurred and gravity of violation. PHBA and their affiliates do not guarantee the safety of any member, spectator or participant and there is no insurance that property or person will be protected.

68. Civil Disputes. The Palomino Horse Breeders of America will not assume the responsibility of settling civil disputes including but not limited to financial settlements, ownership, health, fertility, soundness, breeding or any other civil matter.

COMPLAINT REVIEW COMMITTEE

73. These disciplinary procedures are for the purpose of insuring that the by-laws, rules and regulations of the PHBA are followed. These procedures will ensure the rights of all who participate in a PHBA approved event or function.

74. Whenever any PHBA member believes that the conduct of someone at an approved PHBA event or function warrants disciplinary action, or whenever any PHBA member believes that he or she has been harmed by a violation of the By-laws, Rules and regulations or that there has been a breach of PHBA confidentiality, he or she must file within fifteen (15) days of the actual incident and/or within fifteen (15) days of having gained knowledge of the incident, a signed complaint in writing with the PHBA office. Timely filing will be determined by the postmark on the envelope or the receipt date on the PHBA fax received.

75. Any complaint must be accompanied by a filing fee of \$100. The \$100 must be in the form of a cashier's check, certified check, money order or valid credit card in order to be considered. A complaint may be mailed or faxed to the PHBA office. If faxed, a valid credit card shall be used by the person filling the complaint on the appropriate form provided by the PHBA. Said form must be fully completed and must be signed by the individual(s) filing the complaint. All filing fees are non-refundable.

76. Any standing committee, as a committee and/or the chairman of that committee, may file a complaint for an alleged violation that falls within that committee's domain. An employee, Officer or Executive Board member of the PHBA, who during the regular course of their employment or duties that discovers a violation, may file a complaint.

77. The \$100 filing fee shall be waived if the complaint has been submitted by a standing committee and/or the chairman of that committee, PHBA employee, Officer or Executive Board member. Further, the filing fee shall be waived if filed by a show manager, show secretary, ring steward or judge if such violation found in the complaint is witnessed and timely filed by said individual.

78. The PHBA President and General Manager will designate a PHBA employee/ or legal counsel on an annual basis or individual complaint basis to investigate or gather facts, statements and evidence concerning the complaint. The designated individual(s) shall cause notification of the complaint to be sent to the accused at that person or entity's last known address according to the PHBA records. It is the duty of each member to keep the PHBA apprised of a current mailing address. The notice shall contain a copy of the complaint and shall advise the accused of the disciplinary procedure to be followed. Said procedure may have reasonable time limits within which to respond. Any refusal to cooperate in the investigation of a complaint when asked shall in and of itself be a violation of sportsmanlike conduct.

79. The Complaint Review Committee (CRC) that shall consist of three Past Presidents. One member appointed annually on a rotation basis for a three year term. The President, within 45 days of taking office, shall appoint one member for a three year term. Members of the Judges committee may not serve on the CRC. The President shall appoint a chairperson of the CRC for the current year. In the event a member of the CRC has a conflict of interest or for some reason is unable to serve in a particular complaint, the President shall appoint another Past President to hear that particular complaint. Any vacancy on the CRC shall be filled by appointment of the President. If there are ongoing investigations the current CRC members will remain effective until these investigations are completed.

80. After the fact finding is complete, all of the information shall be submitted to the CRC for review and recommendation of action. The CRC shall convene, either in person or via telephone conference call, with the PHBA legal counsel. The PHBA legal counsel shall act as a facilitator for the CRC but shall have no vote as a part of the CRC. The CRC shall review all of the information, evidence and statements that have been gathered as a result of the investigation. After a review of the matter the CRC may do any of the following:

- A)** take no action and dismiss the matter,
- B)** forward the matter to the Executive Board or an appropriate committee for a final review and decision,
- C)** take no action and send a letter of concern to anyone that is involved in the complaint regarding the actions of that individual or individuals. All persons who serve on the CRC are not eligible to sit on the final hearing body in the event the complaint is deemed to warrant a hearing.

81. If the CRC recommends a hearing, before the Executive Board or an appropriate committee, the CRC may also submit a sealed recommendation for discipline to be opened only in the event the Executive Board or the appropriate committee has determined that disciplinary action is warranted and they desire to consider the CRC's recommendation. If the CRC finds that the matter is not sufficiently serious to warrant a hearing, all parties will be notified accordingly. In the event that the CRC finds that a hearing before the Executive Board or an appropriate committee is warranted, the person or entity accused of the violation and the person filing the complaint shall be given not less than thirty (30) days written notice of a time and place for a hearing before the Executive Board or an appropriate committee. All disciplinary hearings will be held at the principal office of the PHBA or at any location as determined by the PHBA Executive Board. All disciplinary hearings are confidential and are closed to all persons except the PHBA General Manager, PHBA legal counsel, the parties and anyone else the Executive Board or the appropriate committee chooses to admit. Deliberations are to be held in executive session.

82. In the absence of the physical presence of a sufficient number of members of the Executive Board or an appropriate committee to constitute a quorum, a telephone conference call may be used in order to achieve a quorum to hear the matter. A telephone call shall not be available to any party or witness concerning the protest at the time of hearing. In the event a quorum cannot be achieved in order to hear a disciplinary matter, the accused may elect to continue with the disciplinary hearing with less than a quorum or postpone the matter until a quorum is achieved at the next meeting of the Executive Board or the appropriate committee. In the event the accused does not elect to continue with the disciplinary hearing with less than a quorum or a quorum cannot be achieved because of disqualifications or recusal by Executive Board members, the President shall appoint additional PHBA members to hear the disciplinary matter, first from the Past Presidents and then from the Board of Directors.

83. The accused shall have the opportunity to appear in person at the hearing, with or without counsel, and to be heard and to present additional evidence and testimony on behalf of the accused and to refute any evidence offered against the accused. An appearance at any hearing by the person filing the complaint or by the accused is not mandatory. However, should the accused choose to appear at the hearing, the accused does so at his or her own expense. Additionally, any costs associated with counsel for the accused shall be borne by the accused, regardless of the outcome of the hearing. The accused, at their own expense, shall have the right to have a court reporter at any final hearing with the agreement that any transcript of the proceedings shall also be delivered to the legal counsel for the PHBA at the same time as the first delivery of the transcript to anyone. The parties will receive a decision from the PHBA Executive Board or the appropriate committee immediately after deliberation and a decision is made. The Executive Board's or an appropriate committee's shall be within a reasonable period of time after the close of the hearing. All parties will receive a copy of the order.

84. The chairman of the CRC is to report to the PHBA President on a monthly basis the status of all ongoing investigations.

DISCIPLINARY PROCEDURE

85. Proceedings before the PHBA shall be informal and rules of evidence, both at common law or provided by Oklahoma rules of civil criminal procedure evidence need not be strictly observed. The standard by which admissibility is determined is whether the evidence is such that an ordinary prudent person is willing to rely upon it. As a PHBA member, participant at a PHBA approved event or a person appearing before the Executive Board or an appropriate committee, the accused person agrees that all witnesses and participants in such investigation and hearing shall be immune from any civil liability whatsoever, including, but not limited to, libel, slander, invasion of privacy, defamation or product of disparagement, for testimony given in the course of preparation for or at the hearing.

86. Except as provided elsewhere in these Rules and Regulations, in regard to any violation of PHBA rules and regulations by an individual or entity, the Executive Board shall impose as a minimum the following sanctions:

A. First Offense - not less than 30 days probation,

B. Second Offense - not less than 30 days suspension,

C. Third or Subsequent offenses - not less than one-year suspension.

87. In addition to the minimum sanctions set forth above, the PHBA Executive Board shall have jurisdiction to invoke any or all of the following sanctions, including but not limited to; revocation or denial of membership privileges, revocation of participation privileges in all PHBA approved events or functions, denial privilege of access or presence on the show grounds of a PHBA approved event or function, denial of privilege to advertise in PHBA's official publication and/or an assessment of a fine. In the case of a violation by a show committee, affiliate, similar organization, or by the PHBA itself, the Executive Board may take such action as necessary to remedy the violation and, where appropriate, discipline the organization in question.

88. In the event sanctions or other requirements are imposed and ordered by the Executive Board, such as the return of prize money, prizes, trophies, etc., the sanctions shall continue beyond the original sanction period imposed and ordered by the Executive Board as long as there is any unfulfilled or unsatisfied requirements. If requirements remain unfulfilled or unsatisfied for sixty (60) days, that person's or entity's membership shall be revoked. After fulfilling all obligations, that person may re-apply for membership, said membership application to be submitted to the Executive Board for approval or denial.

89. When a member or entity is disciplined by the Executive Board, the Order of the Executive Board will be presented to the PHBA Board of Directors and the name of such member or entity will be published in the official PHBA publication and/or on the PHBA website. In the event a suspended member enters an approved event during the period of suspension all show winnings will be forfeited to the PHBA. All forfeited earnings will be redistributed to the rightful winners.

90. If the PHBA Executive Board deems the submission of a protest to be malicious and/or frivolous, appropriate disciplinary action may be taken instantly with an appropriate "show cause" hearing to allow the disciplined person or entity to appear before the Executive Board and show cause why they should not be disciplined.

91. Any member or entity interfering with or attempting to influence the outcome of a protest investigation or hearing may be subject to disciplinary action by the PHBA. Contact of any kind with any officer or member of the Executive Board or

an appropriate committee concerning any aspect of an ongoing investigation that has not been fully and finally heard will be considered an attempt to influence the outcome and considered unsportsmanlike conduct for which disciplinary action will lie.

92. The decision and action of the PHBA Executive Board or an appropriate committee shall be final and binding upon all parties.

SUSPENSION

99. Suspension of Member and Non Members. At such time as any person has been suspended, expelled, or denied PHBA privileges, in addition to other provisions of this handbook or policies of PHBA, the following restrictions shall apply:

A. That person shall not participate and shall be ineligible to participate in any PHBA approved event;

B. Any judge whose membership has been revoked or who has been suspended from PHBA shall lose his/her judging status. Removal of an individual from the list of approved judges for any reason shall be absolute, with no provision for automatic reinstatement. Upon regaining eligibility for membership, the individual may apply for approved judging credentials after the expiration of one year from the date of reinstatement under the current procedures for admission of new applicants. EXCEPTION: Automatic suspension clause for failure to pay dues, advertising accounts, and horse show accounts;

C. Nor shall such person be eligible to hold any PHBA accreditation;

D. Registrations, transfers or any other actions which are determined by PHBA to be a scheme or device intended to circumvent a suspension shall not be permitted.

E. No horse shall be registered which is either sired by a stallion or out of a mare owned by such person where the breeding date is shown to be during the period of disciplinary action;

F. No horse which is recorded in the name of such person is eligible to participate in any event approved or recognized by PHBA, such as shows or races;

G. PHBA shall not accept the signature of such person on registration applications, breeder's certificates, or stallion breeding reports evidencing breeding(s) taking place on or after the date of such disciplinary action;

H. Such signatures will be honored, however, on transfer reports and bills of sale for the purpose of allowing such disciplined person to transfer horses recorded in his/her ownership at the time of the disciplinary action;

I. Written leases filed with PHBA prior to the time of the disciplinary action and covering horses owned by the disciplined shall remain valid, and the signature of the lessee shall be accepted during the term of such lease, but for no renewal thereof;

J. If denial or revocation of show privileges include denial of access or presence on show grounds, the person shall refrain from entry or presence on show grounds of any PHBA approved show grounds during the term of his or her suspension;

K. During the period of expulsion, suspension or denial of PHBA privileges, failure to comply with these restrictions and any other express conditions or restrictions of said disciplinary action may constitute grounds for further disciplinary action.

100. Suspension of Horse. Upon determination that a horse is either ineligible for registration or eligible only upon fulfillment of certain conditions, the registration certificate shall be cancelled or amended upon fulfillment of those conditions, and if cancelled the horse shall not participate in PHBA approved events; or if registration is conditional, the horse shall not participate in PHBA approved events until those conditions are fulfilled and the registration certificate is reinstated.

RECIPROCITY

112. Every person who is suspended or otherwise disciplined by one of the following specified associations' may be suspended or disciplined by the Palomino Horse Breeders of America upon official notice to PHBA by the disciplining Association(s) for the following offenses:

A. Unsportsmanlike conduct at a show or contest;

B. Inhumane treatment of horses;

C. Prohibited surgical procedure or injection or administration of foreign substances or drugs which could affect a horse's performance or alter its natural conformation or appearance;

D. False documentation. No person, firm or corporation shall submit, issue, sell, exchange, give away or receive, or offer to do any thereof, any false or fraudulent certificate, stallion breeding report, registration application, transfer application or membership application representing the same to be a genuine official certificate issued by PHBA or one of our reciprocity associations.

113. When PHBA has knowledge that a member has been suspended or otherwise disciplined by any of the associations that PHBA has a reciprocity agreement, which includes but is not limited to the following, these may be reviewed and considered based upon its own merit:

- American Buckskin Horse Association (ABRA)
- American Miniature Horse Association (AMHA)
- American Paint Horse Association (APHA)
- American Quarter Horse Association (AQHA)
- Appaloosa Horse Club (ApHC)
- International Buckskin Horse Association (IBHA)
- National Cutting Horse Association (NCHA)
- National Reining Horse Association (NRHA)
- National Snaffle Bit Association (NSBA)
- Pinto Horse Association of America (PtHA)
- Pony Of The Americas Clubs (POA)

114. Reciprocal disciplinary action may be given after notice to the sanctioned member or non member according to PHBA Rules and By-Laws. The responsibility of monitoring the suspensions and probations of the reciprocating associations shall be under the General Manager. The General Manager on a monthly basis shall review the reciprocating associations disciplinary lists for PHBA members and promptly report any findings concerning those PHBA members to the Executive Board for appropriate and timely action.

115. The sanction will run concurrently with the reciprocating association's sanction.

116. The only consideration for defiance to reciprocity would be based on evidence that the member did not receive due process by the association or that there were other extenuating circumstances.

117. The member or non member may request a hearing before the appropriate hearing committee to present evidence that due process were not given by the association.

- A.** The request must be in writing via certified mail;
- B.** The request must be received by PHBA within ten days of the date of notice;
- C.** A fee of \$250 must accompany the request for a hearing;
- D.** The fee will be refunded if the appeal is sustained;
- E.** The sanctions will remain in effect during the hearing process.

GENERAL NOTICE PROCEDURE

123. Every notice required by these rules and regulations may be served by delivering a copy of the notice to the person to be served, or his/her attorney of record, either in person or by mail, postage prepaid, to his/her last known address as it appears on PHBA's records; and; upon mailing such notice, it shall be deemed received by such person when it is deposited in the United States mail. Such notice may be served by facsimile (FAX) transmission to the last known fax number as it appears on PHBA's records. Such transmission shall be deemed received by such person by confirmation of the transmission to PHBA.

DEADLINES

124. When any postmark deadline for a PHBA matter falls on a Sunday or US Legal holiday, the deadline shall be extended to the next regular business day.

ATTORNEY FEES

129. A member or non-member who seeks judicial review of previous PHBA determinations or actions does hereby accept the condition that by joining PHBA, by purchasing a Palomino horse, filing registration applications or other documents, or participating in PHBA approved events, does thereby agree, if unsuccessful in the attempt to overturn said determinations, actions, rules or regulations, to reimburse PHBA for its reasonable attorney's fees, court costs and other expenses in defense of such suit.

LITIGATION AGREEMENT

135. Every member, by joining the Association, or non-member, by purchasing a Palomino horse, filing registration applications or other documents with PHBA, or participating in PHBA approved events does thereby agree:

- A.** If unsuccessful in an attempt to overturn Association decisions, actions, rules or regulations, to reimburse PHBA for its reasonable attorney's fees, court costs and other expenses in defense of such suit;
- B.** No action will commence, whether in law or equity, against PHBA in any courts other than those Federal and State courts located in Rogers County, Oklahoma.

CONFLICT OF INTEREST

141. During the period of time any person is employed by and works at the PHBA international headquarters he/she:

- A.** Shall have no direct or indirect interest in a Palomino horse(s) that is exhibited in any recognized or approved PHBA show or any Palomino horse show whose show results are reported to the PHBA.
- B.** Shall not be involved directly or indirectly as an employee or volunteer in any affiliate palomino association's recognized events in any capacity.
- C.** Shall not be involved directly or indirectly as an employee or volunteer in any palomino horse show except the PHBA World Show whose show results are reported to the PHBA.
- D.** Shall not judge any PHBA approved show or event or any palomino show whose show results are reported to the PHBA.

FACSIMILE "FAX" TRANSMISSION

147. PHBA is authorized, but not required, to accept a facsimile "fax" transmission of an original document, when, in the opinion of PHBA, the sender is the authorized party executing the document and the party having substantial interest in the subject horse, has obtained the original document from the authorized person and so verifies the genuineness of the document in the sender's possession to satisfaction of PHBA. As a precaution, the fax should be followed by the mailing of original document(s), but this requirement is not a condition of accepting the fax.

RELEASE OF LIABILITY

153. PHBA and co-sponsoring organizations, if any, shall not be responsible for any personal injury, or for loss or damage to property occurring at any PHBA activity. Each owner, exhibitor, handler, or consignor shall indemnify and hold harmless PHBA, its officers, directors and employees from and against all claims, demands, cause of actions, and expenses of every kind, including attorneys fees, arising out of or related in any manner to the acts or omissions of an owner, exhibitor, handler, or consignor, or the actions of any animal under the care, custody or control of the owner, exhibitor, handler, or consignor. Presentation of entry or consignment forms shall be deemed acceptance of the conditions of this rule. In the event an entry or consignment form is not signed or presented, appearance on the grounds or at the sale ring of any PHBA activity as an exhibitor, handler, owner, or consignor shall be deemed to be acceptance of the conditions of this rule.

TELEVISION AND MEDIA RULE

155. Attendance at a PHBA-approved event, in whatever capacity, shall constitute authorization for PHBA, its agents, designees, or assigns to photograph, video tape, televise, post to the web or record by other means (hereinafter referred to as "photographic material") any person or animal on the premises of a PHBA approved event, and shall further constitute authorization for the use of such person's name, voice and biography, or the name, pedigree and performance record of any animal on the premises (hereinafter referred to as "related information") in conjunction with any photographic material.

156. The photographic material and related information referred to above may be used in any manner that the PHBA, in its sole discretion, determines would be beneficial to promoting the purposes and goals of the PHBA; provided, however,

that no photographic material or related information will be used in conjunction with the endorsement of any product unless prior written consent is obtained.

157. Attendance at a PHBA-approved event shall further constitute agreement to the terms and conditions outlined above, and shall constitute a waiver and release, without limitation, of any individual television, radio, motion picture, photographic or other similar rights, including right of privacy, any person or animal may have in or to such photographic material or related information when such information is obtained at a PHBA approved event by PHBA, its agents, designees, or assigns.

158. A PHBA member, including a member using PHBA data for commercial purposes, has a duty to preserve and protect the pedigree registry/performance records and the property of PHBA, including, but not limited to, PHBA electronic data made available to members via the PHBA Web site or other prearranged consensual access thereto, and the duty to use such data only for the purposes which PHBA has granted conditional license. Publication of such data shall carry the following designation: "This information was provided by the Palomino Horse Breeders of America from its Official Records."

AFFILIATE PALOMINO ASSOCIATIONS

161. Membership Requirements For A New Charter.

A. New APA. In any state or province where there is not currently an Affiliate Palomino Association (APA), a group of fifteen (15) current members of PHBA may organize and request to be recognized as an APA for the purpose of conducting shows for Palomino Horses and any other activities for promoting the Palomino Horse compatible with the PHBA By-Laws.

B. Additional APAs. In any state or province where there is currently an APA, a group of twenty (20) new members of PHBA may organize and request to be recognized as an APA for the purpose of conducting shows for Palomino horses and any other activities for promoting the Palomino horse compatible with the PHBA By-Laws.

162. Requirements For A Charter.

A. List of persons attending the organizational meeting.

B. Copy of the minutes of the organizational meeting. (Include date and location of meeting.

C. List of officers, national directors, alternate national directors and inspectors.

D. Copy of incorporation from the secretary of state.

E. Each APA will be chartered as a not for profit corporation under the laws of the state in which it is organized and shall submit documentation.

F. The By-Laws of the APA shall conform to the standard APA By-Laws, as available from PHBA.

G. The name of the APA shall contain the word "Palomino," and shall not conflict with that of any previously chartered APA.

H. Each APA may request and receive approval to sponsor PHBA shows;

I. Officers of an APA must be current members of PHBA.

J. The name of the pending APA must be published on the PHBA website prior to the national meeting where it will be reviewed in order to solicit comments from the membership.

K. The applying APA must provide to PHBA evidence of written documents and certified mail receipts providing notice of their intent to affiliate to any APA in same state and any bordering state's APA.

L. The pending APA shall show proof of activities.

M. An officer representing the applying APA should be at the national meeting to support the APA's application and be available for questions from the committee and/or the Board of Directors.

N. Any group of PHBA members requesting to be recognized as referred to in **Rule(s) 161-177** must have met all the requirements of this section at least thirty (30) days prior to the PHBA National Convention when application is to be considered.

O. Whenever not otherwise specified by the APA By-Laws, Roberts Rules of Order-Newly Revised, shall be the final authority on procedure.

163. Chartering by PHBA. Affiliate Palomino Associations may be formed and maintained for the purpose of advancing and promoting the Palomino Horse through the ideals of PHBA. The application for a charter shall be reviewed by the Affiliate Palomino Association and Membership Committee with recommendation for approval or denial to be submitted to the PHBA Board of Directors and ultimately the Executive Board. The PHBA Board of Directors may charter more

than one APA in any state or province.

A. This affiliation is a privilege, not a vested right, granted or rejected at PHBA's discretion on an annual basis according to procedures and requirements formulated by the APA & Membership Committee, and ultimately the Executive Board.

B. The APA shall, in no manner, have authority, express or implied, to act for, or bind, PHBA in any manner

164. National Directors. Refer to Article 3.

165. Inspectors. Refer to Registration Rule(s) 601-606.

166. Administrative Coordination.

A. The fiscal year of an APA shall be at their discretion. The secretaries and treasurers of the APA's and the PHBA Secretary/Treasurer shall cooperate with one another in all matters, such as collecting dues, registration, and transfer fees; in handling all inspections and registration of horses; and conducting and reporting shows.

B. The APA will not hold an APA business meeting(s) that would interfere with travel to, or attendance at the PHBA National Convention or the PHBA World Championship Horse Show.

167. APA Fees. Each APA may assess its members any amount it deems necessary, not to exceed the PHBA membership fee for one adult. If the APA decides to assess additional APA fees, the additional fees will be collected by the APA not PHBA.

168. Reviewing APA Charter Status.

A. An APA's charter status may be reviewed by the Affiliate Palomino Association & Membership committee if any of, but not limited to, the following occur:

- 1)** Membership drops below minimum number required for charter approval;
- 2)** Cessation of official activities such as: meetings, election of officers, at least one approved PHBA horse show, Trail ride or Horse Expo per year;
- 3)** Officers, national directors and inspectors are not reported;

B. The committee may make recommendations to the PHBA Board of Directors regarding the status of the APA charter, including but not limited to: inactive, revocation, suspension or probation.

169. Disciplinary procedures used by the APA.

A. All disciplinary actions pursued by an APA against any individual or organization must be in full compliance with the disciplinary procedures of PHBA Rules and shall be incorporated into the APA By-laws and/or Rules. Any members, non members, firms, partnership, corporations and organizations suspended by PHBA are automatically suspended by the APA and will so remain until removal from suspension by PHBA.

B. The APA shall notify PHBA in writing prior to proceeding with any disciplinary action and the APA shall afford the accused the same due process proceeding as is given by PHBA.

C. Failure to follow this procedure shall subject the APA and its officers with possible disciplinary action by PHBA.

170. APA By-Laws.

A. Amendments. All amendments, additions or deletions to the PHBA Standard By-Laws for APA after the APA is chartered shall be submitted to the PHBA Board of Directors for approval.

B. A cover letter must be submitted to PHBA summarizing the changes for the By-Laws & General Rules Committee review.

171. Reactivate an old charter. Any APA applying to reactivate an old charter must comply with all the current provisions in the PHBA Handbook.

172. PHBA does not assume responsibility for the acts or omissions of an APA, its officers, directors, employees, or any other of its representatives. APA affiliation with PHBA exists on a voluntary basis, according to prerequisites and guidelines set forth by PHBA, designed to promote the Palomino Horse and protect its welfare, while creating a program of dissemination of information and allocation of benefits and assistance at the state or provincial level.

AFFILIATE PALOMINO ASSOCIATIONS-AMATEUR

176. Affiliate Palomino Associations-Amateur (APA-A). An APA-A may be formed and maintained for the purpose of advancing and promoting Palomino Horses through the ideals of PHBA. The APA-A charter must operate under the umbrella of an existing APA. The application for an APA-A charter shall be reviewed by the Affiliate Palomino Association and Membership Committee and Amateur Committee with recommendations for approval or denial to be submitted

to the PHBA Board of Directors and ultimately the PHBA Executive Board.

A. A group of not less than ten (10) PHBA-A members in any APA may be recognized by PHBA and issued a charter to be known as a PHBA Amateur Charter. Such shall be designated “PHBA-A”, plus a letter or appropriate symbol to identify the APA-A.

AFFILIATE PALOMINO ASSOCIATIONS-YOUTH

177. Affiliate Palomino Associations-Youth (APA-Y). An APA-Y may be formed and maintained for the purpose of advancing and promoting youth utilizing the Palomino Horse as a tool. The APA-Y charter must operate under the umbrella of an existing APA. The application for an APA-Y charter shall be reviewed by the Affiliate Palomino Association and Membership Committee and Youth Committee with recommendations for approval or denial to be submitted to the PHBA Board of Directors and ultimately the PHBA Executive Board.

A. A group of not less than ten (10) PHBA-Y members in any APA may be recognized by PHBA and issued a charter to be known as a PHBA Youth Charter. Such shall be designated “PHBA-Y”, plus a letter or appropriate symbol to identify the APA-Y.

INTERNATIONAL ASSOCIATIONS

183. PHBA may recognize international associations which have as their purpose the promotion of the Palomino Horse Members of recognized international associations shall remain governed by the PHBA Handbook.

SPECIAL NEEDS RULE VARIANCE

184. An exhibitor who needs special accommodations may request a variance from the PHBA Executive Board to have their special needs accommodated to be allowed to exhibit and be judged in PHBA approved classes. The Executive Board will issue a letter to the exhibitor granting or denying the request, stating the accommodations necessary and classes to be exhibited in. The letter must be applied for at least thirty (30) days prior to the first show and on a yearly basis. The letter will be valid through December 31 of the current calendar year.

A. When requesting for a variance

1) A written letter or electronic transmission must be submitted from your medical doctor (for a medical condition) or an issue specific professional (for a non-medical request) on their official letterhead, stating your rationale as to why you are asking for the variance

2) State specifically what rule variance you are asking for, list rule number(s).

3) State specifically what class(es) you want granted for the variance, and

4) State why it is necessary for the variance for each class.

B. It is the exhibitors' responsibility to present the letter or photocopy, from the Executive Board, to the show management when making their entries.

C. It is show management's responsibility to inform the judge(s) of special accommodations being used.

**PALOMINO HORSE BREEDERS
OF AMERICA AMATEUR ASSOCIATION
CONSTITUTION AND BY-LAWS
As Amended March, 2022**

**ARTICLE 1
NAME AND PURPOSE**

Section 1. Name. This Association shall be known as the Palomino Horse Breeders of America Amateur Association, hereinafter referred to as PHBA-A.

Section 2. Purpose. The objectives and purpose are as follows:

- A. To improve and promote the Palomino horse;
- B. To encourage and promote the participation of non-professional members who no longer meet the youth eligibility requirements;
- C. To provide a legislative body that will regulate and administer the growth and development of its membership;
- D. To create, foster, and assist a subsidiary Affiliate Palomino Amateur Association (APA-A) composed of members of PHBA-A;
- E. To establish a means whereby amateur members may work in conjunction with the PHBA Amateur Committee.

Section 3. Place of Business. The principal place of business, and legal address of PHBA-A shall be 15253 East Skelly Drive, Tulsa, Rogers County, Oklahoma 74116-2637, USA (918) 438-1234 voice, (918) 438-1232 fax, or www.palomino-hba.com. All correspondence regarding the PHBA-A shall be directed to PHBA.

**ARTICLE 2
MEMBERS**

Section 1. Members. Memberships are open to any person 19 years of age and over who meet the eligibility requirements of amateur, novice amateur, and amateur select.

Section 2. APA Memberships. In states where an APA or APA-A is chartered, a primary membership in that APA or APA-A is required.

- A. Associate memberships with an additional APA-A or APAs are to be paid directly to the APA-A, provided the APA-A By-Laws permit Associate memberships.

Section 3. Memberships. There will be an annual PHBA and PHBA-A membership fee. Membership deadline and expiration dates shall coincide with that of PHBA.

- A. A membership for amateurs, novice amateurs, or select amateurs includes cost of the memberships in PHBA, PHBA-A, and APA-A organizations.
- B. A designated portion of the membership fee is submitted to the treasurer of a member's respective APA for distribution.
- C. PHBA-A membership dues are non-refundable.
- D. An Amateur, Novice Amateur, or Select Amateur must be a current PHBA and PHBA-A member, to exhibit and to earn points. These memberships are necessary in order for PHBA to tabulate respective division show points and for any amateur awards and titles.

**ARTICLE 3
BOARD OF DIRECTORS**

Section 1. Authority. The PHBA-A Board of Directors shall propose and enforce rules and regulations concerning amateur shows, memberships, and other activities concerning amateurs in PHBA.

Section 2. Required Membership for Officers and National Directors. An officer or director shall be a PHBA-A member in good standing throughout the officers'/directors' tenure and be subject to PHBA-A rules and regulations. The individual's conduct shall be exemplary to reflect favorably on PHBA-A.

Section 3. National Directors. The PHBA-A Board of Directors shall consist of those members of PHBA-A delegated as National Directors by the APA-As.

- A. Only states and provinces having APA-As will be entitled to elect National Directors and an equal number of Alternate National Directors.
- B. A person may serve as a National or Alternate National Director for only (1) APA-A.
- C. All Past Presidents shall have lifetime tenure on the Amateur Board of Directors as Directors at large.

Section 4. Allocation. Each APA-A shall be entitled to each of the following:

- A. One (1) National Director for the charter;
- B. One (1) National Director and one (1) Alternate National Director for each

ten (10) members or major fraction thereof, as of record on September 30th of the year preceding the next annual PHBA meeting.

Section 5. Term. The term of office of all elected National Directors shall be one (1) year, beginning the first day of the next annual meeting and ending at the first day of the following year's annual meeting.

ARTICLE 4 ELECTION OF APA-A OFFICERS AND NATIONAL DIRECTORS

Section 1. Notification of APA Election Results. Each APA-A shall report the results of APA-A officer, national director, and alternate national director elections to PHBA prior to December 20, unless the APA-A has received written permission for an extension of this deadline from PHBA.

A. An APA-A which does not meet the deadline shall be assessed a \$100 fine after December 20.

B. An additional \$100 will be assessed for each thirty day period.

C. APA-As may substitute National Directors after their election.

D. For voting purposes, the notification must be postmarked or received within fifteen (15) days prior to any national meeting.

E. An APA-A may be requested to include a copy of the minutes of the APA-A's elections.

ARTICLE 5 AMATEUR BOARD OF DIRECTORS' MEETINGS

Section 1. Annual Meetings. The annual meeting(s) shall be held in the same location as the PHBA annual membership meeting(s), at which time the members shall transact such business as may properly be brought before the meeting(s).

Section 2. Special Meetings. Special Amateur Board of Directors' meetings may be called by the PHBA-A President upon thirty (30) days written notice to PHBA, or by a petition signed by fifty-five percent (55%) of the current Amateur National Directors or twenty-five percent (25%) of the current Amateur PHBA members.

A. The petition shall contain the exact purpose(s) of the special meeting, deemed to be urgent and requiring action by PHBA-A before the next scheduled national meeting. Only business mentioned in the call of the special meeting can be transacted at such a special meeting. If it becomes necessary to take action for something for which no notice was given, that action, to become legal, must be ratified by PHBA-A at the next regularly scheduled national meeting.

B. For any national meeting called by petition, the Amateur Secretary shall compare the lists of names and signatures with the current list of PHBA Amateur National Directors or PHBA Amateur members found on the petition.

C. Within thirty (30) days after receiving said petition or written request from the PHBA Amateur President, PHBA shall mail written notice of such meeting to all Amateur National and Alternate National Directors of the Board of Amateur Directors.

D. A list of the Amateur National Directors or PHBA Amateur members which signed the petition shall be placed on the PHBA website and shall accompany the notice of the PHBA-A meeting.

E. Notice of the special meeting shall also appear on the PHBA website providing at least sixty (60) days notice of the date and location.

F. The President of PHBA-A shall determine the time, location, and place of the Special Amateur meeting.

Section 3. Eligibility. All Amateur National Directors who are members in good standing are eligible to attend these meetings.

Section 4. Quorum. A quorum shall be twenty-five percent (25%) of the Amateur National Directors.

Section 5. Voting. Voting may be by ballot, roll call, voice, show of hands, or any method in Robert's Rules of Order most current edition. Proxy voting is not allowed.

ARTICLE 6 EXECUTIVE BOARD

Section 1. Officers. The officers of PHBA-A shall be a President, President-Elect, two (2) Vice Presidents, Secretary, Treasurer, Correspondent, and Immediate Past President.

Section 2. Duties.

A. **President.** The Chief Executive Officer of the Amateur Association shall

have general supervision of the affairs of PHBA-A, subject to the direction of the Amateur Board of Directors and shall preside at all meetings of the members and the Amateur Board of Directors.

- 1) The President shall submit a report of the status of PHBA-A and of its activities during the preceding year to the members at the annual meeting.
- 2) The President shall have such other and further duties and authority as may be prescribed elsewhere in these By-Laws or from time to time by the Amateur Board of Directors;
- 3) The President shall vote on matters only in the event of a tie;
- 4) Directors of PHBA-A may serve only one (1) year as President;
- 5) The presidency shall not be held two (2) years consecutively by members from the same state;
- 6) The President is an ex-officio member of all amateur standing committees;
- 7) She/he shall also have the responsibility of reporting on the activities of PHBA-A and its members through the amateur president's message on the PHBA website.
- 8) The President and Immediate Past President will receive a quarterly amateur financial report from PHBA, showing the income and expenses of the Amateur Association throughout the year.

B. President-Elect. The President-Elect voted in the previous year's election shall advance to the office of President.

- 1) The President-Elect, in the absence or inability of the President, shall perform the duties and exercise the powers of the President.

C. Vice-Presidents. The two Vice-Presidents shall, in the absence, disability, or inability to act of the President and President-Elect, perform the duties and exercise the power of the President, and shall perform such other duties as the President shall from time to time prescribe.

D. Secretary. The Secretary shall attend all meetings of the Board of Directors, and shall record or cause to be recorded all votes taken and the minutes of all proceedings in a minute book of PHBA-A to be kept for that purpose.

- 1) The Secretary shall perform like duties for the committees when requested by such committees to do so.
- 2) The Secretary shall have the principal responsibility to give or cause to be given notice of all meetings of the Board of Directors and the members, but this shall not lessen the authority of others to give such notice provided for in these By-Laws.

E. Treasurer. The Treasurer shall have the responsibility for the recording of all assets and obligations of PHBA-A.

- 1) The Treasurer shall, under the direct supervision of PHBA, tabulate and make recommendations regarding obligations to the PHBA.
- 2) The Treasurer will receive a quarterly amateur financial report from PHBA, showing the income and expenses of the Amateur Association throughout the year.
- 3) The Treasurer shall make an annual budget of expected expenditures of PHBA-A and present it to the PHBA Amateur Committee each year, prior to the annual meeting, for their approval.

F. Correspondent. The Correspondent shall maintain communication and be vigilant of the amateur social media platforms, along with any other forms of communications concerning the Amateur Association. To communicate and document the activities and events of the Amateur Association to its membership and vice versa. To bring membership questions on social media to the attention of the Amateur Executive Board. The Correspondent shall have and perform such duties, authorities, and responsibilities as may be prescribed from time to time by the Amateur Board of Directors or the Amateur President.

G. Immediate Past President. The PHBA Amateur Immediate Past President will also serve one (1) year succeeding his/her term of office.

H. PHBA-A Executive Board Appointees. The officers of PHBA-A and three additional members appointed by the PHBA Amateur President shall constitute the Executive Board of PHBA-A. These appointed members shall be from different states and APA-As.

Section 3. Nomination Procedure. The Nominating Committee shall present a slate of nominees for each office at the Annual Amateur Board of Directors' meeting. There may be one or more nominees for an office. Nominations will be allowed from the floor.

Section 4. Term of Office. The elected officers shall begin their time at the close of the National Convention at which they are elected and continue until the close of the next National Convention, or until their successors have been elected. An

individual may not be an elected officer for more than seven (7) consecutive years.

Section 5. Election of Officers. At each annual meeting the National Directors of PHBA-A shall elect the following officers from PHBA-A National Directors: President, President-Elect, two Vice-Presidents, Secretary, Treasurer, Correspondent, and Immediate Past President.

Section 6. Authority of the PHBA-A Executive Board. The Amateur Board of Directors may authorize the PHBA-A Executive Board to conduct such phases of the business of PHBA-A as are not specifically reserved for the Board of Directors. This authority must be renewed by the election of officers each year at the annual PHBA Amateur National Directors' meeting.

Section 7. Vacancies in Office. Any vacancy on the Amateur Executive Board shall be filled by appointment by the Amateur President and approved by the other members of the Amateur Executive Board.

A. Amateur Executive Board members missing two (2) or more consecutive or intermittent meetings, face to face and/or tele conference, without prior notification, shall be removed from the Board for the balance of that term year, except where excused for just cause.

Section 8. The officers included in **Section 2 A-H** above are subject to the same disciplinary procedures for all members and non-members.

ARTICLE 7

AMATEUR COMMITTEE

Section 1. Amateur Standing Committee. This committee shall consist of not less than three (3) PHBA Amateur members who shall be appointed by the PHBA Amateur President.

A. To be eligible for amateur committee assignment, an individual must be a PHBA Amateur member in good standing.

B. Each Amateur Standing committee shall be headed by a Chairperson and Vice Chairperson. The Chairperson shall vote only in the case of a tie vote. The Vice Chairperson shall serve as presiding officer in the Chairperson's absence or incapability.

C. The PHBA-A President is an ex-officio member of all amateur standing committees.

D. A member of the PHBA Amateur Executive Board may serve as an Amateur Executive Board Liaison on amateur committee.

E. The PHBA-A Association Standing Committees may include, but are not limited to, the following:

- Amateur Awards
- Amateur Financial Management
- Amateur Nominating
- Amateur Public Relations
- Amateur Show Rules Committee
- Amateur World Championship Horse Show Committee

Section 2. Special Amateur Committee. The Special Amateur Committee may be appointed by the PHBA-A President.

Section 3. Nominating Committee. The PHBA-A Association Nominating Committee is composed of the Amateur Past Presidents and Amateur President-Elect. All Committee members must be current PHBA and PHBA-A members.

ARTICLE 8

AMENDMENT OF BYLAWS AND RULES

Section 1. Procedure. The Constitution or By-Laws may be amended by majority vote of the Amateur Board of Directors present at the annual meeting. All changes so approved are subject to the approval of the PHBA Board of Directors at the same meeting, who shall receive a recommendation from the Amateur Committee prior to voting on such amendments.

Section 2. By-Law Changes. All changes in the rules of the Constitution and By-Laws must be voted on by PHBA-A Board of Directors, must follow the procedures set forth, and must be approved by the PHBA Board of Directors.

Section 3. Rule Changes. Rule changes may also be submitted as outlined in the PHBA By-Laws.

Section 4. Effective Date of Amendments. Any amendment passed at the Amateur Board of Directors' meeting shall take effect on January 1 of the following year. This limitation may be waived by the Amateur Board of Directors upon finding extraordinary circumstances which:

A. Concern the safety, health, or well being of a horse and/or rider.

B. Materially benefit PHBA's programs or its financial stability.

**ARTICLE 9
ADVISORY BOARD**

Section 1. The advisory board shall consist of the PHBA President, the PHBA Amateur Association President, the PHBA Amateur Committee Chairperson, the General Manager, and any additional members deemed necessary by the PHBA Executive Board.

**ARTICLE 10
INDEMNIFICATION**

Section 1. PHBA and PHBA-A are not responsible for, nor do they impose, any financial obligations on any of its APA-As.

**ARTICLE 11
PARLIAMENTARY AUTHORITY**

The rules contained in the current edition of Robert's Rules of Order Newly Revised shall govern PHBA-A in all cases to which they are applicable and in which they are not inconsistent with these By-Laws or any special rules of order PHBA-A may adopt.

**ARTICLE 12
AFFILIATED PALOMINO ASSOCIATIONS-AMATEUR**

Section 1. APA-A Requirements. An APA-A may be formed and maintained for the purpose of advancing and promoting the palomino horse through the ideals of PHBA. The APA-A charter would operate under the umbrella of an existing APA. The application for an APA-A charter shall be reviewed by the Affiliate Palomino Association and Membership Committee and Amateur Committee with recommendations for approval or denial to be submitted to the PHBA Board of Directors and ultimately the PHBA Executive Board.

A. Each APA-A shall have enrollment of at least ten (10) PHBA Amateur members which are residents of the state or province in which the APA-A is chartered. Refer to article 2 for membership list.

B. Each APA shall furnish a list of persons attending the organizational meeting.

C. The provisions of the APA-A shall not conflict with the PHBA-A or PHBA Constitution, By-Laws, or General Rules and Regulations.

D. Each APA shall furnish a copy of the minutes of the organizational meeting, including date and location of meeting.

E. Each APA shall furnish a list of APA-A officers, national directors, and alternate national directors.

F. The name of the pending APA must be published on the PHBA website prior to the national meeting where it will be reviewed in order to solicit comments from the membership.

Section 2. APA-A Charter Status. An APA-A charter status may be reviewed by an appropriate committee if any, but not limited to, the following:

A. Membership drops below minimum number required for charter approval;

B. Activities cease, such as meetings, elections of officers, etc.

C. Officers, national directors are not reported to PHBA.

D. The committee may make recommendations to the PHBA Board of Directors regarding the status of the APA-A charter, including but not limited to revocation, suspension, probation, or inactive status. The procedures to be followed are outlined in the PHBA By-Laws.

Section 3. APA-A Constitution and By-Laws Amendments. PHBA is to be notified of any changes made to the initial constitution.

**PALOMINO HORSE BREEDERS OF
AMERICA YOUTH ASSOCIATION
CONSTITUTION AND BY-LAWS
AS AMENDED MARCH 2011**

**ARTICLE 1
NAME AND PURPOSES**

Section 1. Name. The name of this Association is and shall be the Palomino Horse Breeders of America Youth Association, hereafter referred to as PHBA-Y.

Section 2. Purpose. The objectives and purpose of PHBA-Y shall be as follows:

- A. To improve and promote the Palomino horse;
- B. To improve and develop the capabilities of youth, both individually and through group participation, in the breeding, raising, and exhibition of Palomino horses;
- C. To develop and improve the scholarship, leadership, and community interest and participation of young horsemen and horsewomen;
- D. To encourage high moral character, sportsmanship, and clean living among all its members;
- E. To establish a means whereby youth members may work in connection with the PHBA Youth Committee;
- F. To create, foster, and assist subsidiary Affiliate Palomino Associations - Youth (APA-Y) composed of members of PHBA-Y;
- G. To acquaint youth members and APA-Y with the parent organization (PHBA), its structure, and its functions.

Section 3. Place of Business. The principal place of business, and legal address of PHBA-Y shall be 15253 East Skelly Drive, Tulsa, Rogers County, Oklahoma 74116-2637, USA (918) 438-1234 voice, (918) 438-1232 fax, or www.palomino-hba.com. All correspondence regarding the PHBA-Y shall be directed to PHBA.

**ARTICLE 2
MEMBERS**

Section 1. Members. Membership is open to any youth eighteen (18) years of age and younger with the age based on their age as of December 31st of the previous year.

Section 2. APA Membership. In states where an APA or APA-Y is chartered, a primary membership in that APA or APA-Y is required.

Section 3. Associate APA Membership. Associate membership(s) with additional APA-Y are to be paid directly to the APA(s) provided the APA By-Laws permit Associate memberships.

Section 4. Membership Dues. There will be an annual PHBA-Y membership fee. Membership deadline and expiration dates shall coincide with that of PHBA.

- A. This fee covers membership in both the PHBA-Y and APA-Y.
- B. A designated portion of the membership fee is submitted to the Treasurer of a member's respective APA for distribution, at the APA's discretion, to its APA-Y.

Section 5. Membership Non Refundable. PHBA-Y membership dues are non-refundable.

Section 6. Required Membership. A youth must be a current PHBA-Y member, to exhibit in order for PHBA to tabulate the horse's youth division show points and to be eligible for any awards and/or titles in the youth division.

**ARTICLE 3
AFFILIATE PALOMINO ASSOCIATIONS-YOUTH**

Section 1. Affiliate Palomino Association - Youth. An APA-Y may be formed and maintained for the purpose of advancing and promoting youth utilizing the Palomino Horse as a tool. The APA-Y charter would operate under the umbrella of an existing APA. The application for a APA-Y charter shall be reviewed by the Affiliate Palomino Association and Membership Committee and Youth Committee with recommendations for approval or denial to be submitted to the PHBA Board of Directors and ultimately the PHBA Executive Board.

- A. Each APA-Y shall have enrolled at least ten (10) PHBA-Youth members that are residents of the state(s) in which that APA is chartered. Membership list according to **Article 2**;
- B. No provision of the APA-Y shall be in conflict with the PHBA-Y or PHBA Constitution, By-Laws, or General Rules and Regulations;
- C. Copy of the minutes of the organizational meeting including date and location of meeting;

- D. List of persons attending the organizational meeting;
- E. List of officers, national directors, alternate national directors;
- F. The name of the pending APA must be published on the PHBA website prior to the PHBA National Convention where it will be reviewed in order to solicit comments from the membership.

Section 2. APA-Y Charters Status. An APA-Y charter status may be reviewed by an appropriate committee if any of, but not limited to, the following occur:

- A. Membership drops below minimum number required for charter approval;
- B. Cessation of official activities such as: meetings, election of officers;
- C. Officers and national directors are not reported.

Section 3. This committee may make recommendations to the PHBA Board of Directors regarding the status of the APA-Y charter, including but not limited to: revocation, suspension or probation. The procedures to be followed are outlined in the PHBA By-Laws.

Section 4. PHBA and PHBA-Y are to be notified of any changes made to the APA-Y By-Laws.

ARTICLE 4 BOARD OF DIRECTORS

Section 1. Authority. The PHBA-Y Board of Directors shall propose rules and regulations concerning youth shows, memberships and other activities concerning the youth in PHBA and enforce them.

Section 2. Required Membership for Officers and National Directors. An officer or director shall be a PHBA-Y member in good standing throughout the officer's/director's tenure and be subject to PHBA rules and regulations, and the individual's conduct and reputation shall be exemplary to reflect favorably to PHBA-Y.

Section 3. National Directors. The PHBA-Y Board of Directors designated as National Directors shall consist of those members of PHBA-Y delegated as National Directors by the APAs.

- A. Only states and provinces having APAs will be entitled to elect National Directors and an equal number of Alternate National Directors.
- B. A person may serve as a National or Alternate National Director for only one (1) APA-Y.
- C. PHBA-Y Past Presidents shall be Directors at Large on the Board of Directors providing all PHBA-Y membership requirements are met.
- D. The President may appoint one (1) or two (2) delegates-at-large from members who live in areas where there are no APAs.

Section 4. Primary Affiliate. Only one APA may be designated as the primary affiliate of any membership, for the purpose of determining the appropriate number of National Directors.

Section 5. Allocation. Each APA shall be entitled to each of the following:

- A. One (1) National Director for the charter
- B. One (1) National Director and one Alternate National Director for each ten (10) members or major fraction thereof, as of record on September 30 of the year preceding the next annual PHBA-Y meeting

Section 6. Term. The term of office of all elected National Directors shall be one (1) year, beginning the first day of the next annual meeting and ending at the first day of the following year's annual meeting.

ARTICLE 5 ELECTION OF APA OFFICERS & NATIONAL DIRECTORS

Section 1. Notification of APA Election

Results. Each APA-Y shall report the results of APA-Y officer, national director and alternate national director elections to PHBA prior to December 20, unless the APA-Y has received written permission for an extension of this deadline from PHBA.

- A. An APA-Y which does not meet the deadline shall be assessed a \$100 fine after December 20.
- B. An additional \$100 will be assessed for each thirty (30) day period.
- C. An APA-Y may substitute National Directors after their election.
- D. For voting purposes, the notification must be postmarked or received within fifteen (15) days prior to any national meeting.
- E. An APA-Y may be requested to include a copy of the minutes of the APA's elections.

ARTICLE 6

BOARD OF DIRECTORS MEETINGS

Section 1. Board of Directors Meeting. There shall be an annual Youth Board Directors meeting of PHBA-Y at the same time and location as the PHBA Youth World Champion Horse Show at which time the members shall transact such business as may properly be brought before the meeting.

Section 2. Special Meetings. Special Youth Board of Directors meetings may be called by The PHBA-Y President upon thirty (30) days written notice to PHBA or by a Petition signed by fifty-five percent (55%) of the current National Directors, or signed by twenty-five percent (25%) of current PHBA members.

A. The petition shall contain the exact purpose(s) of the special meeting which shall be urgent and require action by PHBA-Y before the next scheduled national meeting. Only business mentioned in the call of the special meeting can be transacted at such a special meeting.

B. For any special meeting called by petition, the Youth Secretary shall compare the list of names and signatures with the current list of PHBA Youth National Directors or PHBA members found on the petition

C. Within thirty (30) days after receiving the petition or written request from the PHBA Youth President, PHBA shall mail written notice of the special meeting to all National and Alternate National Directors of the Youth Board of Directors.

D. A list of the Youth National Directors or PHBA-Y members who signed the petition shall be placed on the PHBA website and shall accompany the notice of the meeting.

E. Notice of the youth special meeting shall also appear on the PHBA website providing at least sixty (60) days notice of the date and location.

F. The PHBA-Y President after consultation with the Youth Advisor or the PHBA President shall determine the time, location and place of the special youth meeting.

Section 3. Eligibility. All Youth National Directors who are members in good standing are eligible to attend these meetings.

Section 4. Quorum. A quorum shall be the number of the Youth National Directors present at the meeting.

Section 5. Voting. Voting may be by ballot, roll call, voice, show of hands, or any method in Robert's Rules of Order most current edition. Proxy voting is not allowed. A "vote by mail" procedure may be used by the Youth Board of Directors and/or the Youth Executive Board on any matter. The procedure requires that each Youth Director receive a clear and concise statement of the subject to be voted upon and a copy of the same shall be sent to PHBA; that each member attest his/her vote by his/her signature and send a copy of same to both PHBA and the Youth President.

ARTICLE 7

EXECUTIVE BOARD

Section 1. Authority. The Association shall be operated under the authority delegated by the Youth Board of Directors to its Executive Board. The Executive Board shall have general supervision of the affairs of PHBA-Y and its officers in the performance of their duties and implement policies established by the Youth Board of Directors. The Executive Board may, between Board of Directors' Meetings, act in place of and for the Youth Board of Directors and the Association. Actions taken by the Executive Board must be reported to the Youth Board of Directors and be ratified by the Youth Board of Directors at its next meeting. All powers of the Youth Board of Directors, except those items that are not specifically reserved for the Youth Board of Directors in the Bylaws are vested in the Executive Board.

Section 2. Composition. The Executive Board shall be composed of the President, President-Elect, the two (2) Vice-Presidents, the Secretary, Treasurer, Reporter, the Immediate Past President, and three (3) members appointed by the PHBA-Y President. Each of the appointed members must be from a different state and APA. All PHBA Youth officers must be current PHBA-Y members when taking office and may serve the second half of their term as PHBA adult member.

Section 3. Meetings. The Executive Board shall meet at such times and places as the President may direct, or it may meet at the call of any five (5) of its members.

A. Adequate notice shall be ten (10) days for a special meeting. For regular meetings, a ten (10) day or greater notice shall be mailed by the Secretary to all members of the Youth Executive Board.

B. A quorum shall consist of five (5) members of the Board.

Section 4. Mail, Facsimile, Electronic Mail Ballots. Voting by mail or facsimile

or electronic mail may be used by the Youth Executive Board. Each Youth Executive Board member as well as the PHBA office is to receive a clear and concise statement, of the subject to be voted upon and each member will send a copy of the member's vote to both the PHBA office and Youth President.

Section 5. Proxy voting. Proxy or absentee voting is not allowed.

ARTICLE 8

OFFICERS

Section 1. Officers. The officers of PHBA shall be a President, President-Elect, two (2) Vice-Presidents, Secretary, Treasurer, Reporter and the Immediate Past President.

Section 2. Duties

A. President. The Chief Executive Officer of the PHBA-Y shall be the President who shall have the specific duty of carrying out programs approved by the Board of Directors.

- 1) be an ex-officio member of all youth committees.
- 2) serve only one elected term as PHBA-Y President.
- 3) have the responsibility of reporting on the activities of PHBA through the president's column on the PHBA website.
- 4) shall submit to the members annually at their meeting a report of the status of PHBA-Y and of its activities during the preceding year.

B. President-Elect. The President-Elect voted in at the previous year's election shall automatically advance to the office of President. The President-Elect, in the absence or inability of the President, shall perform the duties of the President. The President-Elect shall be an ex-officio member of all Youth committees.

C. Vice-Presidents. The Vice-Presidents shall be assigned those areas of responsibility by the President as considered necessary and appropriate. The two Vice-Presidents, in the absence, disability, or inability of the President or President Elect to act, shall perform the duties and exercise the power of the President.

D. Secretary. The Secretary shall attend all meetings of the Board of Directors, and shall record or cause to be recorded all votes taken and the minutes of all proceedings in a minute book of PHBA-Y to be kept for that purpose.

- 1) shall perform like duties for the committees when requested by such committees to do so;
- 2) shall have the principal responsibility to give or cause to be given notice of all meetings of the Board of Directors and the members.

E. Treasurer. The Treasurer shall be responsible for the financial business of PHBA-Y under the direction of the Board of Directors and the Youth Executive Board.

- 1) shall, under the direct supervision of PHBA, tabulate all obligations and make recommendation to PHBA;
- 2) shall further make an annual budget of expected expenditures of PHBA-Y and present it to the PHBA Youth Committee each year, prior to the annual PHBA-Y meeting.

F. Reporter. S/he shall maintain a scrapbook of all the activities of PHBA-Y. The Reporter shall have and perform such other duties, authorities, and responsibilities as may be prescribed from time to time by the Youth Board of Directors or the Youth President.

G. Immediate Past President. The Immediate Past President will also serve as a member of the Executive Board for one (1) year following his/her term as President.

Section 3. Nomination Committee. The Nominating Committee shall present a slate of nominees for each office at the Annual Youth Board of Directors' Meeting. There may be one or more nominees for an office. Nominations will be allowed from the floor.

Section 4. Candidates Requirements. Candidates must meet the following requirements:

- A. Two (2) members per APA or APA-Y may serve as a youth officer;
- B. President, President-Elect, Vice-Presidents and Secretary must be from the 14-18 age group;
- C. The President-Elect must have served on the PHBA-Y Executive Board the year immediately preceding election to office;
- D. The presidency shall not be held consecutive years by the same APA or APA-Y;
- E. National Youth Directors may serve no more than one (1) year as President;
- F. The Treasurer and Reporter may be from either age group;

G. Candidates should be duly qualified to fill the duties of the respective office as prescribed elsewhere in these By-Laws.

Section 5. Term of Office. The elected officers shall begin their term at the close of the PHBA-Y National Convention at which they are elected, and continue until the close of the next PHBA-Y National Convention, or until their duly elected successors have been elected.

Section 6. Election of Officers. The Youth Board of National Directors shall elect at their annual meeting from the PHBA Youth National Directors the following officers: President-Elect, two (2) Vice-Presidents, a Secretary, Treasurer and Reporter.

Section 7. Resignation. A board member may resign at any time by delivering notice to the PHBA Office and the Youth President. Resignation shall be effective when the notice is received.

Section 8. Removal. The Board of Directors may remove any Executive Board member at anytime by a three-fourths vote of the board of Directors. Executive Board members missing two (2) consecutive meetings shall be removed from the Board, except where excused for just cause.

Section 9. Vacancies. If the office of President becomes vacant, the President-Elect will succeed to the office of President. If any other office becomes vacant, the office shall be filled by appointment by the Youth President with approval of the Youth Executive Board.

ARTICLE 9 COMMITTEES

Section 1. The Association may have the following Standing Committees:

- Awards
- Financial Management
- Nominating
- Public Relations
- Youth Show Rules
- Youth World Championship Horse Show

Section 2. Each Youth Standing Committee shall have a Chairperson and Vice-Chairperson. The Chairperson shall vote only in the case of a tie vote concerning any youth committee action. The Vice Chairperson shall serve as presiding officer in the Chairperson's absence or incapacity.

Section 3. Each Youth Standing Committee shall consist of at least three (3) PHBA members who shall be appointed by the PHBA Youth President.

Section 4. To be eligible for youth committee assignments and individual must be a PHBA Youth member in good standing

Section 5. The PHBA Youth President is an ex-officio member of all youth committees.

Section 6. A member of the PHBA youth Executive Board will serve as a Youth Executive Board Liaison on each youth committee.

Section 7. Nominating Committee. The PHBA-Y Association Nominating Committee is composed of the Youth Past Presidents, Youth President and Youth President-Elect. The Youth President may appoint other youth members which are not the PHBA-Y officers. All Nominating Committee members must be current PHBA-Youth members. The PHBA Youth Nominating Committee will meet at the PHBA Youth National Convention.

Section 8. The President may establish Special Committees and appoint members.

Section 9. Meetings. The committees shall meet during the Annual Meeting and at other times as called by the committee chairperson. Adequate notice shall be ten (10) days for any meeting.

Section 10. Mail, Facsimile, Electronic Mail Ballots. Voting by mail or facsimile or electronic mail may be used by committees. Each committee member is to receive a clear and concise statement, of the subject to be voted upon, time for discussion will be given and then each member will send a copy of the member's vote to the chairperson.

ARTICLE 10 AMENDMENT OF BY-LAWS

Section 1. Procedure. The By-Laws may be amended by majority vote of the PHBA-Y National Directors present. All changes so approved are subject to the approval of the PHBA Board of Directors, who shall receive a recommendation from the Youth Committee prior to voting on such amendments.

Section 2. Publication. Proposed By-Law changes must be submitted one hundred and twenty (120) days prior to the Youth Board of Directors meeting for publication on the PHBA website.

Section 3. By-Laws Only at PHBA-Y National Convention. By-Laws proposals may only be acted upon at the PHBA-Y National Convention.

Section 4. Rule Proposals. Rule proposals may also be submitted as outlined by the PHBA By-Laws.

Section 5. Effective Date of Amendments. Any amendment passed at the PHBA-Y Board of Directors and/or the PHBA Board of Directors meeting shall take effect on January 1st of the following year. This limitation may be waived by the majority vote of the PHBA-Y Board of Directors upon finding extraordinary circumstances which:

- A. Concerns the safety, health or well being of a horse and/or rider;
- B. Materially benefits PHBA's programs or its financial stability;
- C. Involves other compelling circumstances.

ARTICLE 11 ADVISORY BOARD

The Advisory Board shall consist of the PHBA President, the PHBA Youth Committee Chairperson, PHBA-Y President, the PHBA General Manager, and any additional members deemed necessary by the PHBA Executive Board.

ARTICLE 12 PARLIAMENTARY AUTHORITY

The rules contained in the current edition of Robert's Rules of Order Newly Revised shall govern PHBA-Y in all cases to which they are applicable and in which they are not inconsistent with these Bylaws or any special rules of order PHBA-Y may adopt.

PHBA REGISTRATION & TRANSFER RULES

QUALIFICATIONS FOR REGISTRATION

500. General. Only Palomino horses meeting the color, conformation, breeding and other requirements hereinafter specified may be registered with PHBA.

501. Membership Requirements.

- A. The horse owner or owners must have a current membership(s) in PHBA before registering a horse;
- B. The owner or owners of a horse must have a membership in the exact name, or partnership name, or corporation, or ranch as it is to appear on the PHBA registration certificate in order for the horse to be registered;
- C. If the name of the owner or owners is not the same as that recorded on the recognized breed association's registration certificate, PHBA may require the owner or owners to provide satisfactory proof of ownership;
- D. The horse owner can pay a non member fee instead of a membership;
- E. Refer to **Rule(s) 1-12.**

502. Conformation. To be eligible for registration, a Palomino must show refinement of head, bone, and general structure appropriate to the breeds recognized by PHBA, and be suitable for carrying western or English equipment. The horse must be between fourteen (14) and seventeen (17) hands when fully matured and must show no pony or draft horse characteristics. Exception to height limits will be made for those horses that hold registration papers from a PHBA recognized breed association.

503. Palomino Color Characteristics.

- A. The ideal body coat color is approximately the color of a United States gold coin;
- B. The following body color traits are not acceptable:
 - 1) A brown or black dorsal stripe along the spine;
 - 2) Alternating bands of lighter and darker hairs running around the legs (zebra stripes) or across the withers (withers or neck stripes);
 - 3) This includes spotting and or coat characteristics typical of paints, pintos, appaloosas and cremellos or perlinos;
 - 4) White hairs interspersed within the coat associated with grey.

504. Skin Color. The skin must be dark colored (grey, black, brown, mottled) without pink spots wherever it shows around the nose and eyes, under the tail, and between the hind legs, except for skin on the face which may be pink where it is a continuation of a white marking.

A. EXCEPTION: Horses also registered with the American Saddlebred Horse Association may have skin color of any shade.

505. Iris of Eyes. The eyes may be black, brown, blue or hazel irises.

- A. A horse with blue, glass or partial blue eyes must have eye color reported on the recognized breed association's registration certificate. The eyes may be different colors;
- B. A horse with unknown bloodline may have blue, glass or partial blue eyes if it is a gelding or spayed mare.

506. Mane and Tail. The mane and tail must be a minimum of seventy-five (75%) percent white, and may have no more than twenty-five (25%) percent black, sorrel, chestnut or off colored hair in either. Mane and tail may not be altered in any manner to appear whiter for registration purposes.

507. Photographs.

- A. Current color photographs are required by PHBA. Photographs should include one of each side showing body, head and all of the legs, a direct face view showing front of body and all of the front legs, rear view showing body and all of the two hind legs;
- B. Additional photographs may be submitted to show the horse's head only if white markings could be questionable;
- C. PHBA may require the horse to be clipped or wet down with water to determine the white markings in the photographs;
- D. Photographs may need to include the PHBA color circle which is available from PHBA;
- E. Scars and/or brands should have close up photographs taken and forwarded to PHBA;
- F. Photographs become the property of PHBA and will not be returned;
- G. Photographs should be either 35 mm, computer generated or digital. Disposable camera film should be 35 mm;
- H. Self developing photographs such as polaroids are not recommended;
- I. The approximate size of the photographs should be approximately 4"x 6";

J. All photographs should be labeled on the back with the horse's name, sex, foal date and dam's and sire's name.

MARKINGS

512. White Markings.

A. Palomino Horses may be eligible for registration provided the white markings and pink skin underlying the white markings do not extend beyond the lines described as follows:

- 1) A line parallel with the ground drawn around the front leg at the point of the elbow.
- 2) A line parallel with the ground drawn around the gaskin on the hind legs.
- 3) A line around the horse's neck immediately behind the poll and through the midpoint of the throat latch;
- 4) Within an area described as cumulative four inch spot on either side of the ventral midline, beginning at the point midway between the front legs and extending to, and including the sheath and udder;
- 5) Additionally, there is allowed areas of white marking with underlying light skin, such that it can be completely covered with a disk four inch in diameter, either free standing, or being a portion of white marking extending past the above prescribed lines.

B. When a registration application shows the horse to be registered which has white markings beyond the prescribed lines, excessive white markings or white spot or spots, pictures of the horse shall be required and the horse may be inspected before its eligibility is determined and the application is processed.

C. The registration certificate of any horse having white markings beyond the prescribed lines, excessive white markings, or spot(s) may be subject to cancellation where the registration application fails to indicate or misrepresents the horse's actual markings.

D. Once registered, should a horse develop such marking conditions, the registration may be revoked. In determining eligibility for registration or revocation of registration, the burden lies with the registration applicant. Absence of reproductive capabilities as a gelding or a spayed mare shall not lessen the standard by which the horse's markings are evaluated. Areas of white, pink, or mottled skin located on the horse's genitalia, including the sheath or udder, in the axillary region (armpits), or inside the hind legs including the inner surface of the hindquarters up to and including the ventral surface of the tail and which are not readily visible when the horse is in a standing position are not considered white markings as described in **(A)** above.

E. No horse is eligible for regular registration which possesses all three characteristics: light (or pink) skin over the body; white or cream-colored hair over the body; and eyes of a blush cast.

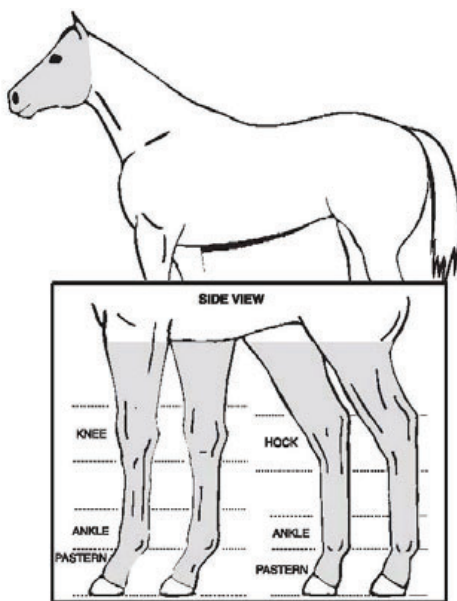
513. Misrepresentation of White Markings. The registration of any horse having white markings beyond the prescribed lines shall be subject to cancellation if the registration application or any other registration documentation fails to indicate, or misrepresents, the horse's actual markings.

514. Additional Markings. The following color characteristics should be noted on the registration application:

A. Roan Patches. Patches of scattered white hair: Areas with white hair scattered through the basic body color and which do not have underlying light-colored skin;

B. Patches of darker-colored hair. Concentrated areas in which hair has a darker pigmentation than surrounding hair of its basic body color;

C. Dark Spots. Patches of dark hair (or basic body color) within white markings.



Eligible White Markings All Sexes

This diagram is an approximate illustration of eligible white markings, according to the Association's rule. The actual provisions of the rule take precedence in its effect on a particular registration matter, as conformation of a particular horse does not, in each case, coincide with the dimensions of this diagram.

ELIGIBLE HORSES

520. Additional requirements for registration of horses registered in recognized breed associations are as follows:

521. PHBA recognizes the following breed registries, relative to the registration of Palomino horses. Horses registered in these associations must meet the appropriate qualifications including but not limited to body coat, skin, mane, tail, and white markings as stated elsewhere in the Registration and Transfer Rules.

- A.** American Buckskin Registry Association (ABRA) Light Horses Division Only, both sire and dam must be currently registered with another breed association recognized by PHBA.
- B.** American Quarter Horse Association (AQHA)
- C.** American Paint Horse Association (APHA)
- D.** Appaloosa Horse Club (ApHC)
- E.** American Saddlebred Horse Association (ASHA)
- F.** American Morgan Horse Association (AMHA)
- G.** American Holsteiner Horse Association (AHHA)
- H.** American Warmblood Society (AWS).
- I.** Andalusian and Lusitano Horse (IALHA)
- J.** Arabian Horse Association (AHA)
 - 1)** Arabian Horse Registry (AHR)
 - 2)** International Arabian Horse Association (IAHA)
- K.** International Buckskin Horse Association (IBHA) Light Horses Division Only, both sire and dam must be currently registered with another breed association recognized by PHBA.
- L.** International Morab Registry (IMR)
- M.** Jockey Club (JC)
- N.** Mountain Pleasure Horse Association (MPHA)
- O.** Missouri Fox Trotting Horse Breed Association (MFTBHA)
- P.** Pinto Horse Association of America (PthA) Light Horse Division Only, both sire and dam must be currently registered with another breed association recognized by PHBA.
- Q.** Rocky Mountain Horse Association (RMHA)
- R.** United Quarab Registry (UQR)
- S.** Racking Horse Breeders' Association of America (RHBA)

522. Documents required before application can be considered for registration for above mentioned breeds:

- A. Membership or non member fees;
- B. Completed registration application;
- C. Appropriate fees;
- D. Photocopy of front and back of recognized association registration certificate. This document may be submitted at a later time, however, is required before registration application is considered complete;

ADDITIONAL ELIGIBLE HORSES

528. If a Palomino stallion, mare or gelding is not eligible for registration with one of the recognized breed associations listed above, it may be considered for registration in PHBA.

529. The ancestry or bloodline of these horses must be verified in fact. Methods of verifying facts should include, but not be limited to, breeder certificates, stallion breeding reports, and methods through genetic testing via PHBA recognized laboratories.

- A. Its sire and dam are registered in PHBA. The horse shall meet all previously mentioned registration requirements;
- B. One parent is registered in PHBA and the other parent is registered in one of the recognized breed associations. The horse shall meet all previously mentioned registration requirements;
- C. Its sire and dam are palomino, then both sire and dam must be registered with PHBA. The horse shall meet all previously mentioned registration requirements.

530. The owner must supply four (4) color photographs (front, back, and each side of the horse). These pictures become the property of PHBA.

531. PHBA reserves the right to require the horse pass inspection prior to registration.

532. All documents, specimens, photographs, etc. become property of PHBA.

533. To be designated in the stock type division a horse must have two (2) recognized stock type parents. (I.e. AQHA, APHA, ApHC, and/or Jockey Club).

- A. Sire and Dam can be registered with AQHA and ½ Arab I.A. horse.

DNA ADDITIONAL ELIGIBLE HORSES

539. DNA Additional Eligible Horses

- A. If a Palomino stallion, mare or gelding is not eligible for registration with one of the recognized breed associations listed above, it may be considered for registration in PHBA;
- B. The ancestry or bloodline of these horses must be verified in fact. Methods of verifying facts should include, but not be limited to, breeder certificates, stallion breeding reports, and methods through genetic testing via PHBA recognized laboratories;
- C. Its sire and dam are registered with a recognized breed association, but neither is Palomino in color;
- D. The owner must supply four (4) color photographs (front, back, and each side of the horse). These pictures become the property of PHBA;
- E. PHBA reserves the right to require the horse pass inspection prior to registration;
- F. All documents, specimens, photographs, etc. become property of PHBA;
- G. To be designated in the stock type division a horse must have two (2) recognized stock type parents. (I.e. AQHA, APHA, ApHC, and/or Jockey Club).
- H. A DNA laboratory report required by an affiliated registry may be accepted in lieu of a new DNA test. A certified copy, from a testing laboratory must be provided with the application.

UNREGISTERED PALOMINO COLORED HORSES

545. If a Palomino horse is not eligible for registration with one of the recognized breed associations listed above, it may be considered for registration strictly on color characteristics for the body, skin, eyes, markings and mane and tail.

546. The ancestry or bloodline of these horses will not be shown on the registration certificate, unless it can be verified in fact. Methods of verifying facts should include, but not be limited to, recognized breed breeder certificates, stallion breeding reports, and methods through genetic testing via PHBA recognized laboratories.

- A. Any resulting offspring, other than palomino in color, are not eligible for

registry in the Palomino Bred program, unless parentage can be verified in fact by methods listed above.

547. Its sire or dam is pinto or cremello or perlino may be registered. Pedigree on the certificate of registration will reflect only recognized breed associations sires and dams, if it can be verified in fact.

548. The owner must submit:

A. Four (4) color photographs (front, back, and each side of the horse). These pictures become the property of PHBA.

B. A written letter, or electronic transmission, from a licensed veterinarian on their official letterhead, stating proof of age, sex, and current ownership. Must be submitted at time of application and signed by submitting veterinarian.

549. PHBA reserves the right to require the horse pass inspection and/or DNA type prior to registration.

550. All documents, specimens, photographs, etc. become property of PHBA.

PALOMINO BRED

551. Palomino Bred (PB) is a horse of any color and may exhibit any characteristics (such as, but not limited to, Paint, Appaloosa), that cannot meet the PHBA registration guidelines as stated in the current year PHBA Official Handbook, **Rules 503-512.**

A. Offspring from an unregistered (not registered with a recognized breed association) PHBA parent, are not eligible for registry in the Palomino Bred registry, unless parentage can be verified in fact by listed above by **Rule 546.**

552. Horse must meet conformation requirements for registry as outlined in **Rule 502.**

553. Horse can be registered with any breed registry recognized by PHBA.

554. A PB must be produced from the breeding of at least one PHBA registered parent (not including the PB registry), and the other parent is required to be from the list of PHBA recognized breed registries. Its sire and/or dam are registered in PHBA. The horse shall meet all previously mentioned registration requirements.

A. Hardship Clause: The owner of an eligible non-palomino horse, whose palomino parent (must meet PHBA registration guidelines) is not registered with PHBA, may seek registration if his/her horse using one of the following options.

1) Living palomino parent: The owner of the eligible non-palomino horse, may purchase one annual membership for the owner of the parent horse and the registration of the parent horses (must meet PHBA registration guidelines), if the parent horse's owner is agreeable via letter documentation.

Requirements:

a) Copies of recognized breed association paper(s) stating palomino color and

b) Pictures of parent horse as stated in **Rule 507.**

2) Deceased palomino parent: documentation of registration in a PHBA recognized breed, deceased and color must be provided stating such. Appropriate fees must accompany documentation for registering applicant.

555. The owner may be asked to supply four (4) color photographs (front, back, and each side of the horse). These pictures become the property of PHBA.

556. All documents, specimens, photographs, etc. become property of PHBA.

PALOMINO BRED ADDITIONAL ELIGIBLE HORSES

557. Horses with a Palomino base coat and other qualifying characteristics as required in **Rule(s) 503-506** but are ineligible for regular registration due to excessive body white as outlined in **Rule(s) 503. B 3 and Rule 512 A-E** may be eligible for Palomino Bred registration under this clause, regardless of sire/dam color when both sire and dam are ineligible for regular registry. Registration requirements for Additional Eligible Palomino Bred registry that must be met are **Rule(s) 521, 552, 553, 555 and 556.**

GENERAL REGISTRATION & TRANSFER RULES

562. Alterations or Misrepresentation. Any person who knowingly signs a registration or transfer that has been altered, does not represent a true transaction, or which contains any material misrepresentation, may be subject to disciplinary procedures.

563. Applicants are responsible for knowledge of all registration rules and regulations.

A. Registration of a horse with the PHBA is based and predicated upon agreement, acceptance and consent of the applicant that the final decision on all registrations matters and the final interpretation of all rules contained from time to time in this rulebook shall be made by the Executive Board or an authorized committee thereof and that the decisions and interpretations of the Executive Board or authorized committee shall be binding on all parties;

B. Registration eligibility for all horses is predicated on information supplied and forwarded to the PHBA on official application forms and from required photographs or other documentation. The burden of proving eligibility for registration of any horse rests with the applicant.

C. As the above specified party or parties have the burden of persuasion, by failure to present relevant evidence concerning such questions to PHBA or at a hearing scheduled to resolve the question, they shall be deemed to have waived their right to later present such evidence to a court of law, if they seek judicial review of PHBA's action.

564. Cooperation. PHBA expressly reserves the right to order any of, but not limited to, the following: inspection, photographs, documents, specimen, veterinarian statements of spaying or gelding, substance, or methods through genetic testing via PHBA recognized laboratories of any horse currently registered by the Association or any horse making application for registration to the Association to ensure conformance with the rules and regulations as set forth in the Official Handbook of the Palomino Horse Breeders of America. Documents and photographs are property of PHBA.

565. Authorized Signature(s).

A. On registration and transfer forms, PHBA shall recognize the signature of any one of the joint owners of a horse if such owner is named on the horse's current registration certificate or registration application. Additionally, PHBA shall recognize the signature of any partner when a partnership is a recorded owner. If such recognition is not to be permitted, or is to be limited otherwise, the joint owners or partnership shall file with PHBA a written agreement to that effect specifying horse's name and registration number and signed by all such joint owners or all partners;

B. When written authorization (on a form furnished by PHBA upon request) has been filed with PHBA, the Association will accept the signature of such authorized individual as sufficient to complete the recording of the transfer or registration. The written authorization must be signed both by the recorded owner of the horse specified in such authorization and the person being authorized to sign a transfer or registration application;

C. In the case of a minor younger than 18 years of age, PHBA may require a statement from the legal guardian or parent giving the birth date of the child and designating the person(s) signing on behalf of the minor;

D. When the owner of a horse is deceased, PHBA may request documentation of file appointing the agent or representative for the estate (letters testamentary, letter of administration, etc) and bearing the original certification or seal of clerk or the probate court. In the event there was not formal probate of the estate and affidavit of heirship forms are available from PHBA at no charge;

E. Authorization of agent may be canceled by written notification signed by record of owner or record lessee. Such termination of authorization will take effect on the date received at PHBA;

F. Ownership name change due to Marriage or Divorce. Items required are as follows:

- 1) Copy of Birth Certificate;
- 2) Copy of Divorce decree or legal document showing ownership
- 3) Copy of Marriage License;

566. Naming of A Horse. The name of the horse(s) as recorded on the recognized breed association registration certificate shall be the applied for name on the application in order for the horse to be registered. The name of a horse(s) without a registration certificate with a recognized breed association shall not exceed twenty-five (25) characters which includes spaces. Roman numerals, Arabic numerals, and punctuation marks are only permitted if they are allowed by the recognized breed association.

567. Name Change. A name cannot be changed once a horse has earned PHBA points or has sired or produced a registered foal. With the exception of a horse's name being changed with a recognized breed association or if the change does not comply with **Rule 566**.

568. Age of Horse. The age of a horse shall be computed on the basis of a calendar year starting on January 1 of the year foaled, regardless of the time of year in

which the horse is foaled.

569. Scars, Brands, Tattoos. All scars, brands and tattoos appearing on a horse should be reported on the application for registration. Registration certificates will be corrected at no charge for horses receiving identifying marks at a later date. PHBA will forward a copy of the correction request to the related breed association for their records.

570. Gelded or Spayed Notation. When a horse is gelded or a mare is spayed, the animal's registration certificate and a statement from the owner of record indicating the date on which the horse was gelded or spayed, should be promptly sent to PHBA. An appropriate notation will be made in the PHBA records and on the registration certificate which will then be returned to the owner with no charge.

571. Methods of Conception such as but not limited to Embryo transfer, Oocyte transfer, Cooled Transported Semen, Frozen Semen, Artificial Insemination. A horse registered with one of the recognized breed associations, which is conceived by that breeds accepted methods, and complies with PHBA registration rules may be eligible for registration with PHBA.

572. Stableman's Lien. In order for the PHBA to recognize a stableman's lien foreclosure and record the resulting new ownership, the following but not limited to items may be required:

- A. Affidavit in the setting forth the factual basis creating the lien;
- B. Copy of the statutes relating to the creation and foreclosure of a stableman's lien;
- C. Documentary evidence, satisfactory to the PHBA, evidencing that each element of the stableman's lien statute and foreclosure procedure has been satisfied;
- D. Indemnity agreement as prescribed by PHBA;
- E. Any documentation such as photographs, specimens, DNA verification may be required by PHBA.

GENETIC DEFECTS

573. Genetic Defects. The conditions listed below and commonly considered undesirable traits or genetics defects shall be indicated on the registration certificate for horses foaled on or after the indicated date, once the condition is known. One or more of these conditions does not prevent a horse from being used as breeding stock or from participating in PHBA approved events, but subject to rules of the individual event.

574. Overshot or Undershot (Parrot Mouth). Either overshot or undershot and is defined by the American Association of Equine Practitioners as "no occlusal contact between the upper and lower central incisors" effective for foals born on or after January 1, 1997.

575. Cryptorchid. Horse with less than two visible testicles descended into the scrotum. Designation effective for foals born on or after January 1, 1997.

576. Hyperkalemic Periodic Paralysis. Hyperkalemic Period Paralysis (HYPP) designation effective for foals born on or after January 1, 1998. A muscular disease caused by a hereditary genetic defect that leads to uncontrolled muscle twitching or profound muscle weakness, and in severe causes, may lead to collapse and/or death. According to research, this condition exists in certain descendants of the stallion Impressive (AQHA registration number 0767246).

- A. Voluntary Testing for HYPP. Any foals tracing to bloodlines known to carry the HYPP gene, shall not be required to be tested for HYPP. Any testing will be at the owner's expense;
- B. Such testing will not be necessary if the foal's closest ancestors, tracing to the HYPP line, have been tested negative, and designated on their registration certificates. Foals will automatically be designated "N/N" on their registration certificate if parents tracing from HYPP line has tested negative;
- C. The following are a list of notifications which shall be placed on registration certificates depending on the written submission of the laboratory report(s);
 - 1) HYPP UNDISCLOSED, if test results have not be reported;
 - 2) HYPP N/N indicating homozygous normal;
 - 3) HYPP N/H indicating heterozygous for HYPP;
 - 4) HYPP H/H indicating homozygous affected for HYPP.
- D. A DNA laboratory report required by an affiliated registry may be accepted in lieu of a new DNA test. A certified copy, from a testing laboratory must be provided with the application.

CERTIFICATE OF REGISTRATION

579. Certificates of Registration. Certificates of Registration shall be issued by PHBA on horses that are found to be qualified as prescribed herein, provided such action is not prohibited by the operation of the provisions of any other rule, regulation, or By-Laws of PHBA.

580. Ownership of Certificate of Registration. Refer to **Rule(s) 61**.

581. Pedigree. Certificates of Registration shall indicate the pedigree of the horse for at least three generations, provided such information is shown on the application for registration or photocopy of a recognized breed association's papers and/or copies of the sire and/or dam's breed association papers showing extended pedigree or information obtained the recognized breed association's website.

582. Change of Pedigree. Any change in the record of the pedigree of a Palomino shall be made by filing a corrected application.

583. Correction of a Registration certificate. Correction of a registration certificate will be done at no charge within thirty (30) days of issue.

A. Correction of an original PHBA registration certificate may be documented by a photocopy front and back of the corrected recognized breed association certificate of registration and/or photographs;

B. PHBA may require additional documentation, photographs or inspection in the event significant correction of the description of a horse is requested.

C. If the application for a corrected certificate contains a discrepancy that raises a question as to the identity of the horse, an inspection may be required.

D. Change of a certificate after thirty (30) days will result in a fee of \$15.00.

584. Duplicate Certificate. Requests for a duplicate of a lost or stolen certificate shall be accompanied by an affidavit (notarize) form which can be obtained at no charge from PHBA.

A. Said affidavit shall state reason for duplicate, and shall be completed in its entirety and forwarded to PHBA along with appropriate fees, at which time a new certificate shall be issued;

B. PHBA may require four (4) full view photographs of the horse's front, back and both complete side views;

C. In regard to involuntary transfers, including, but not limited to court judgments and stableman liens or security interest foreclosures, when it is proven to PHBA's satisfaction that a previous owner is unavailable to verify via the affidavit the whereabouts of the original certificate or refuses to implement the court's judgment by delivering the original certificate for transfer, at PHBA's discretion, and in the interest of equity, requirement of affidavit of the record owner may be waived and current owner deemed eligible for a duplicate certificate.

585. Replacement Certificate. A replacement certificate is a new registration certificate issued when the original certificate is in existence but has been defaced or destroyed. When a registration certificate has been damaged, a replacement certificate will be issued upon receipt of the damaged certificate and the appropriate fees. Replacement Certificate fees are non-refundable.

A. When a certificate has been damaged, a duplicate certificate will be issued upon receipt of the damaged certificate and the appropriate fees.

586. Surrender of Certificate. When the owner of any registered animal disposes of that animal without papers, the owner shall notify PHBA of the fact and surrender the appropriate registration certificate to PHBA for proper notation.

A. Should an animal registered with PHBA develop characteristics that would deem the horse ineligible for registration (i.e. greying, develop appaloosa markings, etc.), the owner shall notify PHBA and surrender the appropriate registration certificate.

587. Deceased Horses. Upon the death of a registered horse, the certificate of registration shall be surrendered to PHBA within ninety (90) days from the date of death for cancellation and notation in the PHBA records. If the owner fails to surrender such certificate within the stipulated time, the certificate of registration shall be cancelled, and the owner may be subject to disciplinary action.

A. The cancelled registration certificate will be returned to the owner upon written request of the owner;

B. Pending registration horses that become deceased, the original application and supporting documentation will become property of PHBA. Half of the registration fee shall be returned to the applicant(s), providing all fees have been paid, and a copy of the veterinarian statement declaring that the horse is deceased is submitted to PHBA.

INSPECTIONS

592. Mane Length. A horse may not be inspected and approved for registration while its mane is roached. The mane must be grown out enough to determine its color accurately.

593. Inspection Assignment. For registration applications where inspection is needed, PHBA will contact a PHBA inspector and will send the appropriate forms. An inspector should only inspect a horse at the request of PHBA, not the horse owner.

594. Collection of Inspection Fees. Prior to PHBA requesting an inspection of a horse, all appropriate applications and fees must have been submitted. When this has been done, PHBA will contact the inspector and forward the appropriate fee.

595. When a horse is inspected for any reason, the owner will pay PHBA an inspection fee prior to the inspection.

INSPECTORS

601. Inspectors Membership. All inspectors must be members of PHBA.

602. List of Inspectors. PHBA will maintain a current list of approved inspectors.

603. Annual Election of Inspectors. All inspectors shall be duly elected or appointed on an annual basis. It shall be the responsibility of each APA to annually submit to PHBA, on or before December 20th of the current year, a list of those persons who have been or desire to be inspectors in the state where there is an APA.

A. Inspectors shall not be approved by PHBA unless they have received APA approval. EXCEPTION: The PHBA Executive Board may select from the membership or any other person may be selected as an inspector.

604. Conflict of Interest. Inspectors shall not inspect for registration eligibility any horse(s) owned, bred, or sold by him/her. Neither shall s/he inspect a horse sired by a stallion or produced by a mare owned by him/her or in his/her charge, regardless of the ownership of the dam at the time of foaling. Nor shall s/he inspect a horse in which s/he has financial interest, either directly or indirectly. By affixing their signature to the application for registration of any horse, the inspector shall be deemed to have complied with all the above requirements.

605. Responsibility of Inspectors. The responsibility of the inspector shall be to gather visual information about the horse for which registration is sought, not to determine the acceptance or rejection status. This information shall include the quality of the horse's conformation and the conformity of the color to PHBA standards. Details of white markings and colors of the body coat, skin, eyes, and mane and tail should be included, but not limited to required notations. This information should be dated and signed and returned to PHBA by the inspector within twenty-one (21) days.

606. Inspectors transportation fee. Inspectors may charge air fare or transportation cost determined by current IRS mileage deduction allowance.

REFUNDS/REJECTIONS/CANCELLATION

612. Rejected Horses. In case a horse is rejected for registration, the original application and supporting documentation will become the property of PHBA. Half of the registration fee accompanying a copy of the application shall be returned to the applicant(s), providing all fees have been paid.

613. Rejection Appeal. When an application has been acted upon adversely, an appeal may be made to the PHBA Board of Directors. The decision of said Board of Directors shall be final. PHBA shall have the authority to send a PHBA inspector to review information submitted and provide additional information.

614. Cancellation. In case a registration is requested to be cancelled, the original application and supporting documentation will become the property of PHBA. The fees are non refundable.

TRANSFERS

700. Membership Requirements.

A. The new horse owner or owners (buyers) must have a current membership(s) in PHBA before they transfer a horse;

B. The new horse owner or owners (buyers) must have a membership in the exact name, or partnership name, or corporation, or ranch as it is to appear on the PHBA registration certificate in order for the horse to be transferred;

C. If the name of the new owner or owners (buyers) is not the same as that recorded on the recognized breed association's registration certificate, PHBA may require the new owner or owners to provide satisfactory proof of ownership;

D. The horse owner can pay a non member fee instead of a membership.

701. Record of Transfer. A record of all changes in ownership of registered horses shall be made. It shall be the duty of the seller of any horse to forward promptly the transfer application and original certificate of registration, along with the proper fees, directly to PHBA.

A. Skipped transfer is any transfer that has not been reported to PHBA prior to the current owner of the horse submitting their transfer. The skipped transfer fees are based on the date of sale.

702. Payment of the required fees. The payment of the required fees shall be a matter of private negotiations between the buyer and seller and may be paid by either party, but such fees and appropriate membership fees must be received prior to the completion of the transfer.

703. Transfer Application. The transfer application shall be filled out in its entirety before it is acceptable.

704. Date of Sale. The date of sale as given on the transfer shall be the date the buyer contracted for, or entered into agreement with the seller, for the purchase of the horse.

705. Photocopy of recognized breed association certificate. Photocopy of recognized breed association certificate. PHBA may request a photocopy of the front and back of the recognized breed association registration certificate reflecting ownership as applied for on the PHBA transfer application. This document may be submitted at a later time; however, it may be required before transfer application is considered complete. PHBA expressly reserves the right to request a copy of the breed association papers reflecting ownership including the following:

A. Transfer application ownership information has been altered

B. Transfer date has been altered

C. Skipped transfer

D. Horse file contains police report that horse has been stolen

E. Change of ownership has been ordered through legal action

F. Signature missing or altered

707. Alterations or Misrepresentation. The seller, who knowingly signs a transfer that has been altered, does not represent a true transaction, or which contains any material misrepresentation, may be subject to disciplinary procedures.

708. Cooperation. PHBA expressly reserves the right to order any of, but not limited to, the following: inspection, photographs, documents, specimen, veterinarian statements of spaying or gelding substance, or methods through genetic testing via PHBA recognized laboratories of any horse currently registered by the Association or any horse making application for registration to the Association to ensure conformance with the rules and regulations as set forth in the Official Handbook of the Palomino Horse Breeders of America. Documents and photographs are property of PHBA.

CANCELLATION

714. Cancellation. In case a transfer is requested to be cancelled, the original application, original certificate of registration and supporting documentation will become the property of PHBA. The fees are non refundable.

715. Rejected Horses. In case a horse is rejected for transfer, the original application and supporting documentation will become the property of PHBA. Half of the transfer fee accompanying a copy of the application shall be returned to the applicant(s), providing all fees have been paid.

LEASES

720. Leases. For the lease of a horse to be recognized by PHBA, written notice shall be filed and the appropriate fee shall accompany the form. The notice shall provide the effective date, termination date, and shall be signed by the lessor and lessee. A properly completed transfer of ownership would automatically terminate the lease.

TITLES AND AWARDS

GENERAL

1001. At such time as any horse meets the point requirements for any PHBA title or award, the award(s) or certificate(s) will be prepared and forwarded to the owner, youth or amateur (as appropriate) of record at the time the award was earned or at the next annual meeting of PHBA or PHBA-Y. Unless otherwise stated, all awards will be in the form of a certificate.

1002. All awards are a one time award per horse (open) or horse and rider (amateur and youth), with the exception of those awards based on the calculation of points on a year to date basis.

YEAR END AWARDS

1021. PHBA will prepare a special award and it will be presented to the owner of said horse, at the next annual meeting of PHBA to those horses earning the most points in one calendar year in the following categories:

A. High Point Horse. The horse earning the most total open points.

B. Reserve High Point Horse. The second highest point earning horse.

C. High Point Performance Horse. The horse earning the most total open performance points.

D. High Point Color/Halter Horse. The horse winning the most halter and color points.

E. High Point Stallion. The stallion earning the most total open points.

F. High Point Mare. The mare earning the most total open points.

G. High Point Gelding. The gelding earning the most total open points.

TOP TEN HORSES

1030. The top ten overall point earning horses for one calendar year, will be given honorable mention on the PHBA website.

PHBA SUPREME CHAMPION

1031. The title PHBA Supreme Champion is hereby, from this date and in the future, reserved by PHBA for its express use and shall be awarded to PHBA registered horse which meet the designated requirements. Proper notation shall be made in the records of PHBA.

1032. At such time as any horse meets the point requirements for the PHBA Supreme Champion title, a special and proper award shall be prepared and presented to the owner of said horse at the next PHBA National Convention.

1033. The title of PHBA Supreme Champion will be awarded providing said horse has earned a minimum of two hundred and ninety (290) PHBA points in halter, color, performance, and racing.

1034. At least twenty (20) of these points must have been earned in halter classes, other than Color, at Class "A" shows.

1035. The horse must have won at least two (2) Grand Championships at Class "A" shows.

1036. At least twenty (20) of these points must have been earned in color classes, with a minimum of ten (10) points earned in Class "A" shows.

1037. The horse must have two (2) color class wins at Class "A" shows.

1038. At least thirty (30) of these points must have been earned in performance classes at Class "A" shows.

1039. The horse must have earned three (3) or more Register of Merit awards in performance events.

A. Only one (1) ROM earned in ST Western Pleasure or PT Western Pleasure; will apply;

B. A ROM in ST Western Parade Horse will not apply;

C. A ROM in ST Longe Line will not apply.

D. A ROM in Hunter In Hand will not apply.

1040. The horse must earn one (1) or more Superior Awards in halter, color, and/or performance events.

A. A Superior in ST Longe Line will not apply.

B. A Superior in Hunter In Hand will not apply.

PHBA CHAMPION

1051. The title or term PHBA Champion is hereby, from this date and in the future, reserved by PHBA for its express use and shall be awarded to registered PHBA horses which meet the designated requirements. Proper notation shall be made in the records of PHBA.

1052. At such time as any horse meets the point requirements for this title a proper award shall be prepared and present to the owner of said horse at the next PHBA National Convention.

1053. The title of PHBA Champion will be awarded to any PHBA registered horse, providing said horse has earned a minimum of eighty-five (85) or more points in PHBA approved events.

1054. These points must have been earned in two (2) or more horse shows under two (2) or more judges.

1055. At least ten (10) color points must have been earned and five (5) of these must have been earned in Class "A" or "B" shows.

1056. At least twenty-five (25) halter points must have been earned and five (5) of these must have been earned in Class "A" or "B" shows.

1057. At least two (2) Register of Merit awards must have been earned in performance events.

1058. A combined total of at least ten (10) of the points earned in the Register of Merit events must be Class "A" or "B" points.

A. Points and ROM's earned in racing will apply toward this award;

B. Only one (1) ROM earned in the ST Western Pleasure; or PT Western Pleasure; will apply;

C. A ROM in ST Western Parade Horse will not apply;

D. A ROM in ST Longe Line will not apply.

E. A ROM earned in Hunter in Hand will not apply.

PERFORMANCE CHAMPION

1061. The title or term PHBA Performance Champion is hereby, from this date and in the future, reserved by PHBA for its express use and shall be awarded to PHBA horses which meet the designated requirements. Proper notation shall be made in the records of PHBA.

1062. At such time as any horse meets the point requirements for this title a proper award shall be prepared and present to the owner of said horse at the next PHBA National Convention.

1063. A horse must earn a minimum of three hundred (300) performance points with a minimum of one hundred (100) points in each of three different performance events.

A. Points earned in ST Longe Line will not apply.

B. A ROM earned in Hunter in Hand will not apply.

SUPERIOR AWARD

1065. A Superior Award will be issued to any PHBA horse who has earned a total of two hundred (200) points in any one (1) halter, color, performance class or racing.

1066. A proper certificate will be issued for each event in which a horse meets the point qualifications.

1067. The owner of record will have the opportunity to purchase the PHBA superior award from the PHBA Superior award vendor. Superior award earned prior to the 2003 show year may purchase the PHBA approved Superior award for each qualifying event.

1068. Points are retroactive to January 1, 1963.

HONOR ROLL

1071. PHBA will recognize annually the Honor Roll Horse earning the most points in one calendar year in open classes in each of the Stock Type and Pleasure Type division classes.

1072. First place will be given to high point horse earning a minimum of ten (10) points in each event.

1073. Second place will be given to reserve high point horse earning a minimum of ten (10) points in each event.

1074. At such time as a horse meets the point requirements for this award, a proper award shall be prepared and present to the owner of said horse at the next PHBA

National Convention.

1075. A proper certificate will also be issued.

REGISTER OF MERIT

1081. The Register of Merit (ROM) is hereby established for the recognition of excellence. Points earned in approved PHBA classes will apply to halter, color and performance ROM's. Points will be retroactive.

1082. To be awarded an ROM, a horse must earn a total of twenty-five (25) points in any one (1) of the PHBA approved events.

1083. No points earned prior to January 1, 1963 will be counted toward this award.

1084. A horse shall be awarded a Register of Merit certificate for each separate approved event in which the point requirements are met.

1085. A Register of Merit can be earned in any and all PHBA events that are eligible for points.

1086. A proper certificate will be issued when a horse meets the point qualifications per event.

1087. EXCEPTION: Retroactive halter and color ROM's will be noted on the horse's show record only.

GRAND AND RESERVE CHAMPION

1091. The horse judged to be Grand Champion of its sex in any given show shall receive one (1) point more than the winner of the largest class in that sex division. The Reserve Champion will receive one (1) point less than the Grand Champion.

1092. Two (2) or more separate classes of different age divisions or an age division and Performance Halter must be held, and if there are three (3) or more horses exhibited in the sex division, then the titles of Grand and Reserve Champion of that sex can be awarded.

1093. When more than one (1) type division is shown, stallion, mare, and gelding championships must be awarded and points tabulated in each division, provided conditions outlined in **Rule(s) 1092** are met.

1094. If first place does not return for any reason, the second place horse will move up to first place line and be considered for Grand and Reserve. The third place horse cannot move up to second place in the class. All first place horses will retain points their respective class.

1095. PHBA will make available for purchase a copyrighted trophy in an open, amateur or youth division to any horse earning the title of Grand Champion if there are two or more classes exhibited in the sex division. The owner may purchase a similar trophy if the show does not award it.

AMATEUR PROGRAMS TITLES AND AWARDS

GENERAL

1201. All PHBA Amateur Program awards shall be given on a one (1) horse, one (1) amateur, amateur select, amateur walk trot or novice amateur rider team basis.

1202. The amateur or novice amateur must be a current member of PHBA and PHBA-A when amateur points were earned in order for that horse and amateur or novice amateur to be eligible for any Amateur Program award. Unless otherwise stated, all awards will be in the form of a certificate.

1203. Points earned in amateur, novice amateur, amateur select or amateur walk trot classes will be tabulated toward each respective divisions awards only.

TOP TEN AMATEURS

1211. The year end high point and reserve high point overall amateurs, earning the most amateur points in one calendar year, shall receive an award at the next PHBA National Convention.

1212. The top ten overall amateurs will be given honorable mention on the PHBA website.

1213. Points earned in amateur halter and amateur color shall count toward these awards provided the amateur has earned fifty (50) points in amateur performance events.

AMATEUR SUPREME CHAMPION

1221. The title of PHBA Amateur Supreme Champion will be awarded to any

amateur and horse who has won a minimum of three hundred and twenty-five (325) amateur points.

1222. At such time as any amateur and horse meets the point requirements for this award, an appropriate award shall be prepared and presented to the amateur at the next annual meeting of PHBA.

1223. The amateur must have earned an Amateur Superior Award in one (1) of the following events:

- A. Western Horsemanship;
- B. Hunt Seat Equitation;
- C. Saddle Seat Equitation;
- D. Showmanship at Halter

1224. They must have earned two (2) additional Amateur Superior Awards in amateur performance events.

- A. A Superior in ST Longe Line will not apply.
- B. A Superior earned in Hunter In Hand will not apply.
- C. A Superior in Western Parade will not apply.

1225. They must have earned one (1) Amateur Register of Merit in a fourth amateur performance event.

- A. A ROM in ST Amateur Longe Line will not apply.
- B. A ROM in Amateur Western Parade will not apply
- C. A ROM in Amateur Hunter In Hand will not apply.

AMATEUR HALTER/COLOR SUPREME CHAMPION

1226. The title of Amateur Halter/Color Supreme Champion will be awarded to any amateur and horse who has won a minimum of 200 halter and 200 color points.

1227. At least 25 halter points must be earned at Class “A” shows. At least 25 color points must be earned at Class “A” show

1228. The horse must have 2 Class “A” wins in Halter and Color.

1229. At such time as any amateur horse meets the point requirements for this award, an appropriate award shall be prepared and presented to the amateur at the next PHBA National Convention.

AMATEUR CHAMPION

1231. The title of PHBA Amateur Champion will be awarded to any amateur and horse who has won a minimum of seventy-five (75) amateur points.

1232. At such time as any amateur and horse meets the point requirements for this award, an appropriate award shall be prepared and presented to the amateur at the next PHBA National Convention.

1233. The amateur must have earned an Amateur Register of Merit Award in one (1) of the following amateur performance events:

- A. Western Horsemanship;
- B. Hunt Seat Equitation;
- C. Saddle Seat Equitation;
- D. Showmanship at Halter.

1234. They must have earned at least two (2) additional Amateur Register of Merits in amateur performance events

- A. A ROM in ST Amateur Longe Line will not apply.
- B. A ROM in Amateur Western Parade will not apply
- C. A ROM in Amateur Hunter In Hand will not apply

AMATEUR HALTER/COLOR CHAMPION

1235. The title of Amateur Halter/Color Champion will be awarded to any amateur and horse who has won a minimum of 100 halter and 100 color points.

1236. At least 10 halter points must be earned at Class “A” shows. At least 10 color points must be earned at Class “A” shows. There must be at least one Class A win in Halter and Color.

1237. At such time as any amateur horse meets the point requirements for this award, an appropriate award shall be prepared and presented to the amateur at the next PHBA National Convention.

AMATEUR SUPERIOR AWARD

1238. Amateur Superior Awards may be won by an amateur and horse earning one hundred (100) amateur points in a given class.

1239. A proper certificate will be issued for each event in which an amateur and horse meets the point qualifications.

AMATEUR REGISTER OF MERIT

1241. To qualify for an Amateur Register of Merit in a class, an amateur must acquire twenty-five (25) points.

1242. A proper certificate will be issued for each event in which an amateur and horse meets the point qualifications.

AMATEUR HONOR ROLL

1251. PHBA will recognize annually the Amateur Honor Roll horses earning the most points in one calendar year in amateur classes in each of the Stock Type and Pleasure Type division classes.

1252. Horses, meeting the eligibility requirements, shall be recognized at the next PHBA National Convention.

1253. First place will be given to high point horse earning a minimum of ten (10) points in each amateur event.

1254. Second place will be given to reserve high point horse earning a minimum of ten (10) points in each amateur event.

1255. The Top Ten in each amateur class shall be given honorable mention on the PHBA website.

AMATEUR GRAND AND RESERVE CHAMPIONS

1258. An approved PHBA show may hold classes for amateur grand and reserve champions in amateur halter classes in compliance with **Rule(s) 1091-1095**.

AMATEUR HIGH POINT AWARDS

1259. APA High Point Amateur awards are not required to be given at PHBA approved shows; however, it is recommended. The method of determining the award should be made by the APA and should be made available to exhibitors.

AMATEUR SELECT PROGRAM TITLES AND AWARDS

GENERAL

1261. All PHBA Amateur Select awards shall be given on a one (1) horse, one (1) Amateur exhibitor team basis.

1262. The amateur or novice amateur must be a current member of PHBA and PHBA-A and be fifty (50) years of age or older when amateur select points were earned in order for that horse and amateur or novice amateur to be eligible for any amateur select awards.

1263. Amateurs must show in amateur select classes to earn these amateur select awards. Unless otherwise stated, all awards will be in the form of a certificate.

TOP TEN AMATEUR SELECT HIGH POINT

1265. The year end high point overall amateur select and horse earning the most amateur select points in one calendar year, shall receive an award at the next PHBA National Convention.

A. High point amateur select are to receive the same award as high point amateur.

B. Reserve high point amateur select are to receive the same award as reserve high point amateur.

C. Points earned in amateur halter and amateur color shall count toward these awards provided that the amateur has earned at least fifty (50) points in two (2) or more amateur select performance events.

D. The top ten year end high point amateur select and horse earning the most amateur select points in one calendar year, given honorable mention on the PHBA website.

AMATEUR SELECT SUPREME CHAMPION

1266. The title of PHBA Amateur Select Supreme Champion will be awarded to any amateur and horse who has won a minimum of three hundred and twenty-five (325) amateur select points. At such time as any amateur and horse meets the point requirements for this award, an appropriate award shall be prepared and presented to the amateur at the next PHBA National Convention. The amateur must have earned an Amateur Select Superior Award in one (1) of the following events:

- 1) Western Horsemanship;
- 2) Hunt Seat Equitation;
- 3) Saddle Seat Equitation;
- 4) Showmanship at Halter

A. They must have earned two (2) additional Amateur Select Superior Awards in amateur performance events:

- 1) A Superior in ST Select Longe Line will not apply.
- 2) A Superior in Select Western Parade will not apply

B. They must have earned one (1) Amateur Select Register of Merit in a fourth amateur performance event.

- 1) A ROM in ST Amateur Select Longe Line will not apply.
- 2) A ROM in Amateur Select Western Parade will not apply
- 3) A ROM in Amateur Hunter In Hand will not apply

C. EXCEPTION: Retroactive, Supreme Championships will be noted on the horses record and the owner may purchase an award.

AMATEUR SELECT CHAMPION

1267. The title of PHBA Amateur Select Champion will be awarded to any amateur and horse who has won a minimum of seventy-five (75) amateur select points.

A. At such time as any amateur and horse meets the point requirements for this award, an appropriate award shall be prepared and presented to the amateur at the next PHBA National Convention.

B. The amateur must have earned an Amateur Select Register of Merit Award in one (1) of the following amateur performance events:

- 1) Western Horsemanship;
- 2) Hunt Seat Equitation;
- 3) Saddle Seat Equitation;
- 4) Showmanship at Halter.

C. They must have earned at least two (2) additional Amateur Select Register of Merits in amateur select performance events.

- 1) A ROM in ST Amateur Select Longe Line will not apply.
- 2) A ROM in Amateur Select Western Parade will not apply
- 3) A ROM in Amateur Hunter In Hand will not apply

AMATEUR SELECT HONOR ROLL

1271. PHBA will recognize annually the Amateur Select Honor Roll horses earning the most points in one calendar year in an amateur select class.

1272. An award will be issued for each event in which an amateur and horse meets the point qualifications. Amateur Select and horse meeting the eligibility requirements shall be recognized at the next PHBA National Convention.

1273. First place will be given to high point amateur and horse earning a minimum of ten (10) points in each amateur select event.

1274. Second place be given to reserve high point amateur and horse earning a minimum of ten (10) points in each amateur select event.

1275. The Top Ten in each amateur select class shall be given honorable mention on the PHBA website.

AMATEUR SELECT SUPERIOR

1276. Amateur Select Superior Awards may be won by an amateur and horse earning one hundred (100) points in an amateur select class.

1277. A proper certificate will be issued for each event in which an amateur and horse meets the point qualifications.

AMATEUR SELECT REGISTER OF MERIT

1278. To qualify for an Amateur Select Register of Merit, an amateur or novice amateur must earn twenty-five (25) points in an amateur select class.

1279. A proper certificate will be issued for each event in which an amateur or novice amateur and horse meets the point qualifications.

AMATEUR WALK-TROT PROGRAM TITLES AND AWARDS

GENERAL

1280. All Amateur Walk-Trot titles and awards shall be given on a one (1) horse and one (1) amateur team basis.

1281. The amateur must be a current member of PHBA and PHBA-A when amateur points were earned in order for that horse and amateur to be eligible for any amateur walk-trot award. Unless otherwise stated, all awards will be in the form of a certificate.

1282. Amateurs must show in amateur walk-trot classes to earn these amateur walk-trot awards.

TOP TEN AMATEUR WALK-TROT

1283. The year end high point overall amateur and horse earning the most amateur walk-trot points in one calendar year, shall receive an award at the next PHBA National Convention.

1284. High point amateur are to receive an appropriate award.

1285. Reserve high point amateur are to receive an appropriate award.

1286. Points earned in amateur halter and amateur color shall count toward these awards provided that the amateur has earned at least fifty (50) points in amateur walk-trot performance events.

1287. The year end high point amateur and horse earning the most amateur walk-trot points in one calendar year, given honorable mention on the PHBA website.

AMATEUR WALK-TROT HONOR ROLL

1288. PHBA will recognize annually the Amateur Walk-Trot Honor Roll horse, earning the most amateur walk-trot points in one calendar year in each of the Stock Type and Pleasure Type division classes.

1289. At such time as the amateur and horse meets the point requirements for this award, a proper award shall be prepared and present to the amateur at the next PHBA National Convention.

1290. First place will be given to the high point amateur and horse earning a minimum of ten (10) points in each amateur walk-trot event.

1291. Second place will be given to the reserve high point amateur and horse earning a minimum of ten (10) points in each amateur walk-trot event.

1292. The Top Ten in each walk-trot amateur class shall be given honorable mention on the PHBA website.

AMATEUR WALK-TROT SUPERIOR

1293. Amateur Walk-Trot Superior Awards shall be presented to amateur and horse earning a minimum of one hundred (100) points in an amateur walk-trot class.

1294. A proper certificate will be issued for each walk-trot event in which an amateur and horse meets the point qualifications.

AMATEUR WALK-TROT CHAMPION

1295. The title of PHBA Amateur Walk-Trot Champion will be awarded to any amateur walk-trot exhibitor and horse who has won a minimum of seventy-five (75) amateur walk-trot points.

1296. At such time as any walk-trot amateur and horse meets the point requirements for this award, an appropriate award shall be prepared and presented to the walk-trot amateur at the next PHBA National Convention.

1297. The amateur must have earned an Amateur Walk-Trot Register of Merit Award in one (1) of the following amateur walk-trot performance events:

A. Western Horsemanship;

B. Hunt Seat Equitation; or

C. Showmanship at Halter

1298. They must have earned at least two (2) more Amateur Walk-Trot Register of

Merits in amateur walk-trot performance events.

- A. A ROM in Amateur Longe Line will not apply;
- B. A ROM in Amateur Color, Halter or Western Parade will not apply;
- C. A ROM in Amateur Hunter in Hand will not apply.

AMATEUR WALK-TROT REGISTER OF MERIT

1299. To achieve an Amateur Walk-Trot Register of Merit in a class, an amateur must acquire twenty-five (25) points in a amateur walk-trot class.

1300. Amateur Register of Merit awards may be earned in any amateur walk-trot class.

1301. A proper certificate will be issued for each event in which an amateur and horse meets the point qualifications.

NOVICE AMATEUR PROGRAM TITLES AND AWARDS

GENERAL

1302. All PHBA Novice Amateur awards shall be given on a one (1) horse, one (1) rider basis.

1303. The novice amateur must be a current member of PHBA and PHBA-A when novice amateur points were earned in order for that novice amateur and horse to be eligible for any novice amateur awards. Unless otherwise stated, all awards will be in the form of a certificate.

1304. Novice Amateurs must show in novice amateur classes to earn these novice amateur awards.

TOP TEN NOVICE AMATEUR HIGH POINT

1305. The year end high point overall novice amateur and horse earning the most novice amateur points in one calendar year, shall receive an award at the next PHBA National Convention.

1306. High point novice amateur are to receive an appropriate award.

1307. Reserve high point novice amateur are to receive an appropriate award.

1308. Points earned in amateur halter and amateur color shall count toward these awards provided that the amateur has earned at least fifty (50) points in two (2) or more novice amateur performance events.

1309. The top ten year end high point novice amateur and horse earning the most novice amateur points in one calendar year, given honorable mention on the PHBA website.

NOVICE AMATEUR HONOR ROLL

1310. PHBA will recognize annually the Novice Amateur Honor Roll horses earning the most points in one calendar year in a novice amateur class.

1311. An appropriate award shall be prepared and presented to the Novice Amateur at the next PHBA National Convention.

1312. First place will be given to high point novice amateur and horse earning minimum of ten (10) points in each novice amateur event.

1313. Second place will be given to reserve high point novice amateur and horse earning a minimum of ten (10) points in each novice amateur event.

1314. The Top Ten in each novice amateur class shall be given honorable mention on the PHBA website.

NOVICE AMATEUR SUPERIOR AWARD

1315. Novice Amateur Superior Awards may be won by an amateur and horse earning one hundred (100) novice amateur points in a novice amateur class.

1316. A proper certificate will be issued for each event in which an amateur and horse meets the point qualifications.

NOVICE AMATEUR CHAMPION

1317. The title of PHBA Novice Amateur Champion will be awarded to any novice amateur exhibitor and horse who has won a minimum of seventy-five (75) novice amateur points.

1318. At such time as any novice amateur and horse meets the point requirements for this award, an appropriate award shall be prepared and presented to the novice amateur at the next PHBA National Convention.

1319. The novice amateur must have earned an Novice Amateur Register of Merit Award in one (1) of the following novice amateur performance events:

- A. Western Horsemanship;
- B. Hunt Seat Equitation; or
- C. Showmanship at Halter

1320. They must have earned at least two (2) more Novice Amateur Register of Merits in novice amateur performance events.

- A. A ROM in Amateur Longe Line will not apply;
- B. A ROM in Amateur Color, Halter or Western Parade will not apply;
- C. A ROM in Amateur Hunter in Hand will not apply.

NOVICE AMATEUR REGISTER OF MERIT

1321. To qualify for a Novice Amateur Register of Merit in a class, a novice amateur must acquire twenty-five (25) points in a novice amateur class.

1322. A proper certificate will be issued for each event in which a novice amateur and horse meets the point qualifications

YOUTH PROGRAMS TITLES AND AWARDS

GENERAL

1401. All Youth titles and awards shall be given on a one (1) horse, one (1) youth exhibitor basis.

1402. The youth must be a current member of PHBA-Y when points were earned in order to be eligible for any PHBA-Y awards.

1403. These awards will be given to an individual regardless of the age group in which s/he shows. Unless otherwise stated, all awards will be in the form of a certificate.

1404. A youth and horse cannot earn an award in a class as an exhibitor in the 13 and Under division, and then earn the same award with the same horse in the 14 through 18 division.

1405. Points will carry over from one age division to the next as a youth advances into the older youth age division, EXCEPTION: Youth Walk-Trot and Novice Youth 18 & Under Divisions.

1406. Points earned in Youth 18 & Under, Novice Youth 18 & Under or Youth Walk-Trot classes will be tabulated toward each respective divisions awards only.

TOP TEN YOUTH

1407. The year end high point overall youth earning the most youth points in one calendar year, shall receive an award at the next PHBA National Convention in the following categories:

- A. High Point Youth 13 & under,
- B. High Point Youth 14-18,

1408. High point youths are to receive a trophy saddle.

1409. Reserve high point youths are to receive a belt buckle.

1410. Points earned in youth halter and youth color shall count toward these awards provided that the youth has earned at least fifty (50) points in youth performance events.

1411. The year end high point youth for Youth 13 & Under and Youth 14-18 earning the most youth points in one calendar year, given honorable mention on PHBA website.

1412. Points earned in youth walk trot classes or Novice Youth 18 & Under shall not be included in tabulating points for this award.

YOUTH SUPREME CHAMPION

1413. The title of PHBA Youth Supreme Champion will be awarded to any youth who has earned a total of at least four hundred (400) PHBA youth points.

1414. At such time as the youth and horse meets the point requirements for this award, a proper award shall be prepared and present to the youth at the next PHBA National Convention.

1415. The youth must have earned one (1) Youth Superior Award in youth Show-

manship at Halter or Showmanship in Hand.

1416. They must have earned one (1) Youth Superior Award in Western Horsemanship, Hunt Seat Equitation, or Saddle Seat Equitation.

1417. They must have earned two (2) additional Youth Superior Awards in youth performance classes other than those in **Rule(s) 1415-1416.**

A. A Superior in Youth Longe Line will not apply,

B. A Superior in Youth Western Parade will not apply.

1418. Points earned in youth halter, youth color, youth longe line, youth walk trot classes nor Novice Youth 18 & Under shall not be included in tabulating points for this award.

YOUTH CHAMPION

1419. The title of PHBA Youth Champion shall be awarded to any youth who has earned a total of at least one hundred (100) PHBA youth points.

1420. At such time as the youth and horse meets the point requirements for this award, a proper award shall be prepared and present to the youth at the next PHBA National Convention.

1421. The youth must have earned one (1) Youth Register of Merit in Showmanship at Halter or Showmanship in Hand.

1422. They must have earned one (1) Youth Register of Merit in either:

A. Western Horsemanship

B. Hunt Seat Equitation

C. Saddle Seat Equitation

1423. They must have earned two (2) additional Youth Register of Merits in youth performance classes. A ROM in the events found in **Rule 1422** be used as one (1) of the two (2) ROM.

A. A ROM in Youth Longe Line will not apply,

B. A ROM in Youth Western Parade will not apply.

C. A ROM earned in Hunter In Hand will not apply.

1424 Points earned in youth halter, youth color, youth longe line, youth walk trot classes nor Novice Youth 18 & Under shall not be included in tabulating points for this award.

YOUTH HONOR ROLL

1425. PHBA will recognize annually Youth 13 & Under and Youth 14-18 for the Youth Honor Roll Horse, earning the most points in one calendar year in youth classes in each of the Stock Type and Pleasure Type division classes.

1426. At such time as the youth and horse meets the point requirements for this award, a proper award shall be prepared and present to the youth at the next PHBA National Convention.

1427. First place will be given to high point horse earning a minimum of ten (10) points in each youth event.

1428. Second place will be given to reserve high point horse earning a minimum of ten (10) points in each youth event.

1429. The Top Ten Youth Honor Roll per youth class will receive honorable mention on the PHBA website.

1430. A proper certificate will be issued for each event in which a youth and horse meets the point qualifications

1431. Points earned in youth walk trot classes or Novice Youth 18 & Under shall not be included in tabulating points for this award.

YOUTH SUPERIOR AWARDS

1432. Youth Superior Awards shall be presented to youth earning a minimum of one hundred (100) youth points in a given class.

1433. A proper certificate will be issued for each event in which a youth and horse meets the point qualifications

1434. Points earned in youth walk trot classes or Novice Youth 18 & Under shall not be included in tabulating points for this award.

YOUTH REGISTER OF MERIT

1435. To achieve a Youth Register of Merit in a class, a youth must acquire twenty-five (25) points.

1436. Youth Register of Merit awards may be earned in any youth class, including halter.

1437. A proper certificate will be issued for each event in which a youth and horse meets the point qualifications.

1438. Points earned in youth walk trot classes or Novice Youth 18 & Under shall not be included in tabulating points for this award.

YOUTH GRAND AND RESERVE CHAMPIONS

1439. An approved PHBA show may hold classes for youth grand and reserve champions in youth halter classes in compliance with **Rule(s) 1091-1095**.

YOUTH HIGH POINT

1440. APA High-Point Youth awards are not required to be given at PHBA approved shows; however, it is recommended. The method of determining the award should be made by the APA and should be made available to the exhibitors.

YOUTH WALK-TROT PROGRAM TITLES AND AWARDS

GENERAL

1441. All Youth Walk-Trot titles and awards shall be given on a one (1) horse and one (1) youth team basis. Unless otherwise stated, all awards will be in the form of a certificate.

1442. The youth must be a current member of PHBA-Y when points were earned in order to be eligible for any PHBA-Y awards.

1443. Points will not carry over from one age division to the next as a youth advances into the older age division.

1444. Points earned in Youth 18 & Under, Novice Youth 18 & Under or Youth Walk-Trot classes will be tabulated toward each respective divisions awards only.

TOP TEN YOUTH WALK-TROT

1445. The year end high point overall youth and horse earning the most youth walk-trot points in one calendar year, shall receive an award at the next PHBA National Convention.

1446. High point youth are to receive an appropriate award.

1447. Reserve high point youth are to receive an appropriate award.

1448. Points earned in youth halter and youth color shall count toward these awards provided that the youth has earned at least fifty (50) points in youth walk trot performance events.

1449. The year end high point youth and horse earning the most youth walk-trot points in one calendar year, given honorable mention on the PHBA website.

YOUTH WALK-TROT HONOR ROLL

1450. PHBA will recognize annually the Youth Walk-Trot Honor Roll Horse, earning the most youth walk trot points in one calendar year in each of the Stock Type and Pleasure Type division classes.

1451. At such time as the youth and horse meets the point requirements for this award, a proper award shall be prepared and present to the youth at the next PHBA National Convention.

1452. First place will be given to the high point youth and horse earning a minimum of ten (10) points in each youth walk-trot event.

1453. Second place will be given to the reserve high point youth and horse earning a minimum of ten (10) points in each youth walk-trot event.

1454. The Top Ten Youth Walk-Trot Honor Roll per youth class will receive honorable mention on the PHBA website.

YOUTH WALK-TROT SUPERIOR AWARDS

1455. Youth Walk-Trot Superior Awards shall be presented to youth and horse earning a minimum of one hundred (100) points in a youth walk-trot class.

1456. A proper certificate will be issued for each walk-trot event in which an youth and horse meets the point qualifications.

YOUTH WALK-TROT CHAMPION

1457. The title of PHBA Youth Walk-Trot Champion will be awarded to any

youth walk-trot exhibitor and horse who has won a minimum of seventy-five (75) youth walk-trot points.

1458. At such time as any walk-trot youth and horse meets the point requirements for this award, an appropriate award shall be prepared and presented to the walk-trot youth at the next PHBA National Convention.

1459. The youth must have earned a Youth Walk-Trot Register of Merit Award in one (1) of the following youth walk-trot performance events:

- A. Western Horsemanship;
- B. Hunt Seat Equitation; or
- C. Showmanship at Halter

1460. They must have earned at least two (2) more Youth Walk-Trot Register of Merits in youth walk-trot performance events.

- A. A ROM in Youth Longe Line will not apply;
- B. A ROM in Youth Color, Halter or Western Parade will not apply;
- C. A ROM in Youth Hunter in Hand will not apply.

YOUTH WALK-TROT REGISTER OF MERIT

1461. To achieve a Youth Walk-Trot Register of Merit in a class, a youth must acquire twenty-five (25) points in a youth walk-trot class.

1462. Youth Register of Merit awards may be earned in any youth walk-trot class.

1463. A proper certificate will be issued for each event in which an youth and horse meets the point qualifications.

NOVICE YOUTH TITLES AND AWARDS

GENERAL

1464. All Novice Youth titles and awards shall be given on a one (1) horse, one (1) youth exhibitor basis.

1465. The youth must be a current member of PHBA-Y when points were earned in order to be eligible for any PHBA-Y awards.

1466. Unless otherwise stated, all awards will be in the form of a certificate.

1467. Points earned in Youth 18 & Under, Novice Youth 18 & Under or Youth Walk-Trot 5-9 classes will be tabulated toward each respective divisions awards only.

TOP TEN NOVICE YOUTH

1468. The year end high point overall youth for Novice Youth 18 & Under earning the most youth points in one calendar year, shall receive an award at the next PHBA National Convention.

1469. High point youths are to receive an appropriate award.

1470. Reserve high point youths are to receive an appropriate award.

1471. Points earned in youth halter and youth color shall count toward these awards provided that the youth has earned at least fifty (50) points in youth novice performance events.

1472. The year end high point youth for Novice Youth 18 & Under earning the most youth points in one calendar year, given honorable mention on the PHBA website.

1473. Points earned in Youth Walk Trot classes or Youth 18 & Under shall not be included in tabulating points for this award.

NOVICE YOUTH HONOR ROLL

1474. PHBA will recognize annually Novice Youth Honor Roll Horse, earning the most points in one calendar year in novice youth classes in each of the Stock Type and Pleasure Type division classes.

1475. At such time as the youth and horse meets the point requirements for this award, a proper award shall be prepared and presented to the novice youth at the next PHBA National Convention.

1476. First place will be given to high point youth and horse earning a minimum of ten (10) points in each novice youth event.

1477. Second place will be given to reserve high point youth and horse earning a minimum of ten (10) points in each novice youth event.

1478. The Top Ten Novice Youth Honor Roll per novice youth class will receive

honorable mention on the PHBA website.

1479. A proper certificate will be issued for each event in which a youth and horse meets the point qualifications.

1480. Points earned in Youth 18 & Under or youth walk trot classes shall not be included in tabulating points for this award.

NOVICE YOUTH REGISTER OF MERIT

1481. To achieve a Novice Youth Register of Merit in a class, a youth must acquire twenty-five (25) points.

1482. Novice Youth Register of Merit awards may be earned in any novice youth class.

1483. A proper certificate will be issued for each event in which a youth and horse meets the point qualifications.

1484. Points earned in youth walk trot classes or Youth 18 & Under shall not be included in tabulating points for this award.

NOVICE YOUTH CHAMPION

1485. The title of PHBA Novice Youth Champion will be awarded to any novice youth exhibitor and horse who has won a minimum of seventy-five (75) novice youth points.

1486. At such time as any novice youth and horse meets the point requirements for this award, an appropriate award shall be prepared and presented to the novice youth at the next PHBA National Convention.

1487. The youth must have earned an Novice Youth Register of Merit Award in one (1) of the following novice youth performance events:

- A. Western Horsemanship;
- B. Hunt Seat Equitation; or
- C. Showmanship at Halter

1488. They must have earned at least two (2) more Novice Youth Register of Merits in novice youth performance events.

- A. A ROM in Youth Longe Line will not apply;
- B. A ROM in Youth Color, Halter or Western Parade will not apply;
- C. A ROM in Youth Hunter in Hand will not apply.

NOVICE YOUTH SUPERIOR AWARDS

1489. Novice Youth Superior Awards shall be presented to youth earning a minimum of one hundred (100) novice youth points in a given class.

1490. A proper certificate will be issued for each novice youth event in which a youth and horse meets the point qualifications.

1491. Points earned in youth walk-trot classes or Youth 18 & Under shall not be included in tabulating points for this award.

JUDGE RULES

JUDGES COMMITTEE

2001. Judges Committee. This Committee shall consist of the following members of which nine are elected: three (3) of which shall be PHBA Past Presidents; three (3) of which shall be PHBA approved judges; and three (3) of which shall be PHBA National Directors. The individuals serving in the capacity of National Directors cannot hold PHBA judge status.

A. One-third (1/3) of this Committee shall consist of persons having one (1) year (including the current year) remaining to complete a term of service on the Committee.

B. One-third (1/3) of this Committee shall consist of persons having two (2) years (including the current year) remaining to complete a term.

C. One-third (1/3) of this Committee shall consist of persons having three (3) years (including the current year) remaining to complete a term.

D. Elected members of the PHBA Executive Board are not eligible for the positions in **Rule(s) 2001 A, B or C**.

2002. Election of Committee. The committee shall be elected by the PHBA Board of Directors and must receive a majority of the votes.

A. **Term of Office.** The elected committee members shall begin their term at the close of the National Convention, and continue until the close of the next

National Convention, or until their duly elected successors have been elected. Individuals may not serve on the committee for more than nine (9) consecutive years and cannot serve again for three (3) years.

2003. Vacancy. If a vacancy occurs during the National Convention, the vacancy will be voted upon during the time of the elections of the judges committee. If the vacancy occurs at another time during the year, the PHBA President shall make an appointment based on input of the Judges Committee Chairperson and Judges Committee Vice Chairperson.

2004. The Committee shall be headed by a Chairman, who shall be assisted by a Vice-Chairman, each of whom shall be elected for a one (1) year term by the members of this Committee at the PHBA annual meeting. The Vice-Chairman shall serve as presiding officer in the Chairman's absence or incapacity.

2005. Judges Committee's Responsibilities. This Committee shall have the responsibility and authority to:

A. Approve individuals whose equine expertise and personal character merit the honor of becoming PHBA approved judges.

B. Formulate procedures such as clinics, tests, and any other means deemed necessary to determine the qualifications of individuals applying for PHBA Judges Cards.

C. Keep a complete file on each and every judge. This file may include the following:

- 1) Name, address, phone number
- 2) Date of birth;
- 3) Date of show and location;
- 4) Classification of show (A or B);
- 5) Type of show (ST and/or PT);
- 6) Clinic record;
- 7) Test scores;
- 8) Comments;

D. Designate spotters at certain shows for the purpose of reporting on the judge. Information included on Judge Evaluation Form may include arrival time, attitude, knowledge of the rules, and how the judge handled the show in general.

E. The Committee may be responsible and have the authority including but not limited to:

- 1) Disciplinary hearings will be with the Judges Committees.
- 2) Letter(s) of reprimand.
- 3) Probation with notice. The individual will appear on the PHBA website under the heading of probation. If found guilty of a further violation, the defendant shall be liable to a heavier penalty or removal of judge status
- 4) Removal of Judges status as outline in **Rule(s) 2007.**

F. Any request for appeal before the Executive Board must be postmarked within fifteen days of the notification of action, by the Judges committee.

2006. Complaints. To make a formal complaint against a PHBA approved judge, such complaint must be in writing, signed by the complainant, contain specific facts giving rise to the complaint, and be received by PHBA within sixty (60) days of the date of occurrence. By filing this complaint, the complainant agrees to participate in a hearing conducted by PHBA in regard to the matter either at PHBA offices in Tulsa, OK or as the PHBA Executive Board directs.

A. If the situation comes to the attention of PHBA and can be documented by PHBA records and is a violation of PHBA rules, this information will be forwarded to the appropriate committee for further action if any.

2007. Revoke a PHBA Judge Status

A. The appropriate committee shall follow **Rule(s) 85-92;**

B. Final action is subject to review by the PHBA Executive Board;

C. Any request for an appeal before the Executive Board must be postmarked within fifteen (15) days of the hearing.

2008. Any person whose membership has been revoked or who has been suspended from PHBA may lose his/her judging status.

2009. Any judge suspended by the American Quarter Horse Association or USA Equestrian (formerly American Horse Show Association) may lose his/her PHBA judging status.

DESIGNATION AS A JUDGE

2010. Designation as an Association approved judge is a privilege, not a right, bestowed by the Judges Committee according to procedures formulated by said committee, to individuals whose equine expertise and personal character merit the

honor, as well as his/her individual conduct as a member, exhibitor, judge. Additionally, his/her ability must be exemplary; is subject to continual committee review; and such designation is revocable by the Judges Committee with or without notice and formal hearing; subject only to ultimate review by the Executive Board.

JUDGE APPLICANTS

2012. Applications for judging status must be properly completed and received by PHBA. If the following have not been fulfilled, Judges Committee review of the application may be delayed to a later meeting:

- A. Current member of PHBA;
- B. All required references have responded;
- C. Applicant's name appear in at least one issue of the *Palomino Horse Magazine* and/or PHBA website in order to solicit comments from the membership;
- D. Judges application fee. This fee is not refundable.
- E. Photograph of applicant;
- F. Photocopy of birth certificate or driver's license to verify the applicant is twenty-five (25) years at the time they attend the judge's applicant seminar;
- G. Rulebook test completed;
- H. Applicants must be at least twenty-five (25) years of age

2013. The PHBA Judges Committee will solicit references. Reference letters will be returned directly to PHBA.

2014. The Judges Committee shall annually select applicants to be invited to a judge evaluation clinic.

2015. New judge applicants must attend a PHBA clinic, take a closed rulebook test on PHBA rules with a passing score of 80% on 50 questions, participate in an oral interview and attend video testing of certain classes.

- A. If applicant fails to pass the written rulebook test they will be notified at time of testing.

2016. An applicant that does not receive PHBA judging status as a result of his/her application, may reapply after a minimum of two (2) years has elapsed.

APPROVED STATUS AND REVIEW

2017. Approved Status and Review. A judge's approved status will remain valid and in effect, unless revoked, for a period of three (3) years. At the end of that period, the judge's approved status is subject to automatic review and disposition by the Judges Committee subject to Executive Board approval. At that time, a judge's status may:

- A. Be renewed, with or without restrictions including probation,
- B. Non-renewal.

REQUIREMENTS TO MAINTAIN JUDGING STATUS

2022. All PHBA judges must be current members of PHBA.

- A. Membership dues are considered delinquent if not received within thirty (30) days of expiration. A judge delinquent in the payment of dues within sixty (60) days will be assessed a \$50 fine. Judges membership dues not received within ninety (90) days will result in removal from the PHBA approved judges list.

- B. There will be an annual judge's card renewal fee of \$25 due March 1 of the current year. Fees not received prior to May 1 will result in removal from the PHBA approved judges list until a reinstatement fee of \$100 has been received. Reinstatement fee must be paid within the calendar year.

2023. Effective January 1, 1995, all PHBA judges are required to attend a PHBA approved judges seminar once every three (3) years. EXCEPTION: AQHA All Around and Level One judges: (does not include Specialty judges). These judges must submit copies of written documentation from AQHA indicating attendance at an AQHA seminar. It shall be the responsibility of an AQHA judge to submit that information to PHBA.

2024. A PHBA Judge must complete, return by mail and pass a written test on PHBA Judging and Show rules once every two (2) years.

2025. A person may judge no more than three (3) approved shows in one (1) state in two (2) consecutive years. EXCEPTION: Special events as outlined in **Rule(s) 3046 A-D**.

2026. They also shall not judge the same show on the same weekend two (2) years in a row.

2027. A person shall not judge the same state fair, stock show, World Champion-

ship Horse Show in two (2) consecutive years.

2028. Judges must be physically fit.

A. A judge must be able to move about the arena without aid in order to perform their prescribed duties;

B. A person should not have to judge in a sitting position;

C. Judges who suffer permanent disability or infirmities, preventing them from performing their adjudicate duties efficiently, are expected to retire.

2029. A judge must have normal vision, corrected by clear eyeglasses if necessary.

JUDGE'S CONFLICT OF INTEREST

2041. Horses owned by a judge or member of the judge's immediate family (i.e. spouse, son, daughter, father, mother, father-in-law, mother-in-law, sister, sister-in-law, brother-in-law, brother, grandparent, grandchildren) may not be shown to that judge(s) or to the other judges in the arena with that judge.

2042. A horse shall not be eligible to compete in a show judged by a person who has had ownership of, has exhibited or trained, or has received a salary, commission or remuneration for selling said horse within the previous three (3) months.

2043. A judge may not show at a circuit of shows in which s/he is judging. The judge may not be on the grounds prior to the show s/he is to judge. **EXCEPTION:** World Show.

2044. A person who judges a state fair, stock show or any show which runs for more than one (1) day or uses more than one (1) judge, may not exhibit at said show.

2045. No horse owned or trained by a judge who is to judge a circuit or weekend show may be exhibited at those shows before his/her judging duties are fulfilled. **EXCEPTION:** World Show. (**Refer to Rule 2042.**)

2046. Neither the judge nor members of the judge's immediate family (i.e. spouse, son, daughter, father, mother, father-in-law, mother-in-law, sister, brother, grandparent, grandchildren) shall exhibit or act as agents, representative in any capacity, or as handler of a horse at the PHBA approved horse show in which that judge is officiating.

2047. Any horse which has been under the care, custody and control of a judge for remuneration in the previous three months shall not be exhibited to that judge(s).

2048. Any exhibitor who has been trained by, or whose horse has been transported by, for remuneration in the previous three months or has shown a horse owned by that judge within the previous three months may not exhibit to that judge(s).

2049. Horses shown within the previous three months by a judge or member of the judge's immediate family (i.e. spouse, son, daughter, father, mother, father-in-law, mother-in-law, sister, sister-in-law, brother-in-law, brother, grandparent, grandchildren) may not be shown to that judge.

2050. These specific areas of disqualifying conflict of interest are not exclusive and judges are ineligible to judge another's horse in other situations not designated by the rule. If a judge cannot exercise an objective opinion, free from possible prejudice, bias or other outside influence because of a connection with an owner, exhibitor, or anyone else connected with the horse, or, for that matter, if such connection would appear to others to be of possible bias, whether or not the judge feels he or she would be affected, a judge must disqualify him or herself.

2051. Multi Judged Shows. In a multi judged show, if a judge is confronted with an entry that poses a conflict of interest, the judge will not judge that entry. The entry will be counted toward the total number of horses in the class. The judge will mark his/her card and indicate the number of entries and make notation on his/her card that the entry is a conflict.

JUDGE'S ATTIRE

2052. Judges should maintain a proper appearance.

2053. Men should wear a tie, jacket, shirt, pants, western hat, and western boots.

2054. Women should not wear skirts. Women judging in western attire shall wear a long sleeve shirt, pants, jacket, western boots, and western hat.

2055. Only clear glasses (not cool grey, tinted, or colored glasses) may be worn by a judge while judging halter or color classes.

PRIOR TO THE SHOW

2056. Judges shall not solicit an assignment under any circumstances.

2057. Judges' responsibilities prior to the show shall include the following:

A. Judges should acknowledge judging invitations promptly and keep accurate

records of assignments that have been accepted;

B. All invitations to judge should be confirmed in writing stating the fee and agreed upon expenses.

2058. The minimum fee for judging a PHBA show shall be one hundred (\$100.00) dollars for the judge's fee, plus lodging and air fare or mileage.

2059. After information has been published about a particular show, judges should be very discreet in their communications, oral or written, with those who are known to be exhibitors.

2060. Judges should not travel to a show or stay with any individual who will be exhibiting horses to them.

2061. On the day of the show, the judge should be on the grounds fifteen (15) minutes prior to the time their judging is scheduled to begin.

2062. Upon arriving at the show, judges should immediately report to the show secretary.

2063. A judge who is delayed in transit to a show should make every effort to contact the show secretary to avoid unnecessary delay and confusion for the show management and exhibitors.

JUDGE CANCELLATIONS

2064. PHBA may approve another judge for a show in a case where a judge is unable to fulfill his/her judging obligation at the last minute, but the new judge must be another PHBA approved judge.

2065. A judge who contracts to judge a show is expected to make every effort to fulfill his/her obligation. Only in the case of an emergency, such as an illness, temporary disability, or other serious happening, may s/he cancel.

2066. In the event a judge must cancel, the judge must immediately notify the show management and PHBA by telephone.

2067. The judge must send a written notification to show management.

2068. The judge must also notify the PHBA Judges Committee by letter, explaining the cancellation within ten (10) days of the date of cancellation.

2069. Any judge failing to appear for a show without sufficient reason and notice may have their judging privileges revoked for one (1) year for the first offense.

A. The PHBA Judge status may be revoked for the second offense.

JUDGE'S RESPONSIBILITIES AT A HORSE SHOW

2070. Judges will be required to drop the bridles of all horses in at least one class per horse show.

2071. In multiple judge shows, each judge will have his/her own ring steward and shall work independently with no consultation or visiting during the actual judging. EXCEPTION: See **Rule 2088**.

2072. The judges will select one (1) among them to direct the performance classes at a multiple judge show.

2073. Judges' responsibilities during a show include the following:

A. It is vitally important for all judges to understand their responsibility to the sport because they represent the entire sport and PHBA.

B. For multi-judged shows' speed events, one judge must officiate with the announcer and be responsible for recording results and entries. Remaining judges may officiate classes. At the end of all speed classes, all judges cards must be the same.

2074. The judges and the judges alone shall decide on the placing of horses in PHBA approved competition.

2075. Judges are expected to know the rules and are responsible for their own interpretations.

2076. If a decision depends on the exact wording of a rule, no judge should hesitate to refer to the PHBA Handbook. A copy of the PHBA Handbook should be with a judge at all times while judging a PHBA event.

2077. A judge is expected to be as thoughtful, considerate, and systematic in ring procedures from horse to horse and from class to class as conditions will permit.

2078. Judges are required to use applicable score sheets for Longe Line, Trail, Western Riding, Reining and Ranch Riding. Score sheets should be neat and concise so they can be referred to when discussing the performance of a horse or rider with an exhibitor or trainer. It is also mandatory that these score sheets be returned to PHBA office by show management.

2079. The actual routine of judging will vary from show to show and judge to judge depending on a number of conditions. It is to everyone's benefit for the judge to evaluate the horses in a systematic manner, and at the same time consider

the comfort and desires of all.

2080. The judge has absolute control of the ring and authority over all persons in it.

2081. A judge shall dismiss from competition any unruly horse or person whose actions threaten to endanger other exhibitors or their entries.

2082. Exhibitors shall not approach the judge for any reason during the time that the show is being judged.

2083. An exhibitor must request permission to inspect the judge's card.

2084. A judge should only admit into the ring as many horses as can be conveniently accommodated.

2085. A judge shall have the authority to place a horse in whatever position in a class s/he thinks the merit of the horse justifies.

A. The Judge's decision shall be final in all cases affecting the merits of the horses.

2086. After a class has been judged once in accordance with the rules and regulations, it shall not be rejudged.

A. A class is considered judged when the judge has marked his/her card and submitted it to the ring steward;

B. The correction of a judge's card does not constitute rejudging and any change must be done before the following class is placed;

C. If clerical corrections, initiated by show manager are made to a judge's card, they must be approved and initialed by the judge.

2087. A judge shall not determine the eligibility for registration of any entry in the ring and shall at all times refrain from making comments regarding such.

2088. Judges may confer in a timely manner regarding lameness, rule violations, disqualifications and major penalties provided a ring steward is present.

JUDGE'S CONDUCT AND INTEGRITY

2110. The integrity of PHBA and the sport will be compromised by judges who arouse suspicions of unfairness and wrongdoing.

2111. Judges should not accept invitations to social functions held immediately before a show when the host and/or guests are likely to be exhibiting to them.

2112. On the day of the show, judges should not visit the stables or exercise areas, examine or have in their possession a catalog, discuss the merits of the horses to be judged, or talk at length with those who may be exhibiting under them.

2113. Smoking should not be done while judging. It is permissible between classes provided it does not delay judging.

2114. No judge shall at any time use strong or abusive language while judging a show.

A. Penalty for the first offense is one (1) year revocation of the Judge's status.

B. A second offense will result in the Judge's status being revoked.

2115. No judge shall judge an approved PHBA show while intoxicated.

2116. All rules pertaining to judges, as contained in the PHBA Handbook may be implemented by the PHBA through supplementary requirements.

2117. PHBA Judges are prohibited from using tobacco or alcohol products, cellular phones, beepers, or electronic communication devices for personal use in the arena during an approved show. These devices should not delay the show and should be used during breaks.

MEDICATIONS; ARTIFICIAL APPLIANCE; HUMANE TREATMENT

2501. Persons eligible for disciplinary actions for violations of these rules and regulations include, but are not limited to the owner, parent or legal guardian of a youth owner, current trainer, and exhibitor of the horse.

2502. No person shall cause to be administered internally or externally to a horse, either before or during an approved event, any medication, mechanical device, artificial appliance, or similar action which is of such character as could affect the animal's performance or appearance at that event. EXCEPTIONS: **Rule(s) 2520; 2525-2531; 3163D.**

2503. Any action, or substance administered internally or externally, whether drugs or otherwise, which may interfere with the testing procedure or mask or screen the presence of such drug, is forbidden.

2504. The exhibitor is responsible for a horse's condition and is presumed to know all of the rules and regulations of PHBA, and the penalty provisions of said rules.

2505. The exhibitor and owner acknowledge that an exhibitor represents the owner in regard to the horses entered in an approved show.

2506. An individual is classified as an exhibitor if:

- A.** S/he so designates on the entry blank, or authorizes another to designate him/her on the entry blank;
- B.** S/he signs the entry blank on behalf of themselves or another, or causes an agent or representative to sign it;
- C.** S/he physically participates in the event by riding or showing the horse;
- D.** S/he is the actual trainer having presented, or having caused to be presented, the horse at the show grounds for exhibition.

2507. Both the exhibitor designated on the entry blank and the one having actual possession of the horse while physically participating with the horse in the event are conclusively presumed to be authorized by the owner to execute all documents, necessary or convenient, to allow the horse's participation in the PHBA approved event, including documents pertaining to drug testing and the administration of drugs to facilitate sample collection.

2508. The owner, trainer, legal guardian or exhibitor is responsible to witness the collection, sealing, tagging and signing the documentation of the sample(s). However, if the owner, trainer or exhibitor choose not to be present during these procedures a waiver of witness of the collection sealing and tagging must be signed.

2509. If the exhibitor designated on the entry blank is prevented from performing his/her duties, including responsibility for the condition of the horse in his/her care, by illness or otherwise, or is absent from any show where horses under his/her care are entered or stabled, s/he shall immediately notify the show secretary; at the same time, s/he shall appoint a substitute, and such substitute shall place his/her name on the entry blank forthwith.

2510. The voluntary action in entering a horse or exhibiting in an approved PHBA horse show, indicate responsibility for the condition of the horse and eligibility for disciplinary actions, whether or not the above mentioned persons had actual knowledge of the presence of a forbidden drug, directly participated in the administration thereof, innocently miscalculated its retention time in the horse's system, or any other reason for its presence is established.

2511. Every exhibitor shall, upon request of the show management or a PHBA representative, permit a specimen of urine, saliva, blood, or other substance to be taken from their horse for testing, and/or permit their horse to be inspected for use of mechanical device or artificial appliance.

2512. At a PHBA approved show, only representatives of PHBA or show management acting pursuant to PHBA rules, may request specimens of urine, saliva, blood, or other substances for drug testing, or require payment of drug testing fees as a condition for entry.

2513. Refusal to comply with such request may constitute grounds for immediate disqualification of the horse from further participation at the show, may bar the horse from participation in future PHBA approved events or shows for such period as determined by the Executive Board or appropriate committee, and shall constitute grounds for suspension of PHBA membership.

2514. It is presumed that the sample of urine, saliva, blood, or other substance tested by the approved laboratory to which it is sent is the one taken from the horse in question, its integrity is preserved, and that all procedures of same collection and preservation, transfer to the laboratory, and analysis of the sample are correct and accurate, and that the report received from the laboratory pertains to the sample taken from the horse in question and correctly reflects the condition of the horse during the show in which it is entered. The burden is on the exhibitor or other responsible party to prove otherwise at any hearing in regard to the matter conducted by PHBA.

2515. If the laboratory report on the chemical analysis of saliva, urine, blood, or other sample taken from the horse indicated the presence of a forbidden drug or medication, this shall be taken as prima facie evidence that such substance has been administered.

2516. Any points earned by the horse from the time of the infraction through the hearing may be withdrawn from the horse's show record.

2517. The show management, upon discovery of the administration of such medication, mechanical device, artificial appliance, or similar action, shall immediately report the matter to PHBA in writing.

2518. At a PHBA approved show, no drug and medications rule may be applied that is less rigorous than those set forth by PHBA.

2519. Drug testing fees charged by an approved show relative to testing are subject to prior approval by PHBA.

2520. If show management or an APA desires to conduct its own drug testing, it must obtain written authorization from PHBA and instructions as to procedures for the testing.

**THERAPEUTIC MEDICATION ADDENDUM
(DOES NOT APPLY IF PROHIBITED BY GOVERNMENTAL
REGULATIONS)**

2525. Exhibitors, owners, trainers, and veterinarians are cautioned against the use of medicinal preparations, tonics, pastes, and products of any kind, the ingredients and quantitative analysis of which are not specifically known, as many of them may contain a forbidden substance.

2526. Forbidden drugs or substances:

A. Any product that contains an ingredient or is a drug which might affect the performance of a horse as a stimulant, depressant, tranquilizer, analgesic, local anesthetic or psychotropic (mood and/or behavior altering) substance. Stimulants and depressants are defined as substances that stimulate or depress the cardiovascular, respiratory or central nervous system.

B. Any substance, regardless of how harmless or innocuous it might be, which might interfere with drug testing procedures.

C. Any anabolic steroid.

D. Any non steroidal anti-inflammatory drug (NSAID) other than those allowed by PHBA at the proper therapeutic dosage as contained in these guidelines.

E. Clenbuterol

F. Albuterol

G. Any metabolic and/or analog of any of the above described forbidden drugs or substance.

2527. Conditionally permitted therapeutic medication: any drug, medication, or substance which could affect the performance of a horse that is used for the legitimate treatment of illness or injury and is not specified as a forbidden substance as defined in **Rule(s) 2526 A or D**.

HOWEVER, THESE DRUGS OR SUBSTANCES ARE FORBIDDEN AND USE THEREOF SUBJECTS THE PERSON TO DISCIPLINARY ACTION, UNLESS ALL CONDITIONS OF THEIR ADMINISTRATION ARE MET.

Each of the following requirements is a condition to authorize administration of conditionally permitted therapeutic medication, which shall be verified in a written medication report, available from PHBA or show management, completed in its entirety, and filed with show management before exhibition of the horse (**see Rule 2527 C through J**):

A. Any stimulant, depressant, tranquilizer, or sedative which could affect the performance of a horse (stimulants and depressants are defined as substances which in the state where the event is being held or from a written prescription (written instructions) by a licensed veterinarian, who is a member in good standing of the AAEP, which documents administration of medication is necessary for the treatment of illness or injury. The administration of a conditionally permitted therapeutic medication for the purpose of transport, grooming, training, etc. is not therapeutic under this authorization rule.

B. The horse must be withdrawn and kept out of competition for not less than twenty-four (24) hours after the medication is administered, with the exception of Furosemide (Lasix), see **Rule 2528**.

C. Identification of the medication: the name, amount, strength, and mode of administration.

D. Date and time of administration.

E. Identification of the horse: age, sex, color, and entry number.

F. Diagnosis of illness/injury, reason for administration, and name of administering and/or prescribing veterinarian.

G. Signature of veterinarian or person administering the medication. If by prescription (written instructions), a copy must be attached to the medication report.

H. The medication report must be filed with show management within one hour after administration of the medication or one hour after show management is available, if administration occurs at a time other than during competition hours.

I. The medication report must be signed by show management and time of receipt recorded on the report.

J. While this report must be filed only if the administered medication will be present in amounts detectable in blood and/or urine samples at the time of competition/sampling, exhibitors are hereby cautioned it is their responsibility to determine whether or not such medication has had time to clear the horse's system.

**IF THERE IS ANY DOUBT, A MEDICATION REPORT
SHOULD BE FILED.**

K. Regardless of whether the medication report requirements described above are met, laboratory detection of concentration levels of an otherwise conditionally permitted therapeutic dosage of such a drug (including, but not limited to, inconsistencies regarding reported dosage and time constraints) shall constitute presumption of a violation of this rule, and the responsible party has the burden of persuasion to establish that the drug was administered in a therapeutic dosage and not less than 24 hours prior to competition.

L. Regardless of whether all of the conditionally permitted therapeutic medication requirements listed in **Rule 2527** are met, it shall be considered a rule violation if the same plasma or urine sample contains more than one (1) of the permitted NSAID's listed in **Rule 2528 C 1-8** below.

2528. Restriction concerning the use of conditionally permitted medications that may be administered within twenty-four (24) hours of showing:

A. Subject to the specified restrictions, only those thirteen (13) drugs or medications listed in **Rule 2528 C 1-13** below may be administered within 24 hours of showing. The provisions in **Rule 2528 C 1-13** below contain rules concerning maximum allowable plasma concentration levels followed by "Guidelines". The Guidelines are applicable to most horses. Nevertheless, reliance upon the Guidelines does not guarantee compliance with the rules, since the response of individual horses may vary. Exhibitors, owners, and trainers should consult the drug manufacturer and knowledgeable veterinarians for up to date information and more specific advice concerning the therapeutic use of a drug or medication for a particular horse.

THE GUIDELINES, IF HEEDED, WILL MINIMIZE THE CHANCES OF POSITIVE DRUG TESTS. HOWEVER ALL RESPONSIBLE PARTIES ARE CAUTIONED THAT THE GUIDELINES ARE ONLY GENERAL GUIDELINES, AND IT IS THEIR RESPONSIBILITY TO SEE TO IT THAT CONDITIONS PREVAIL FOR FULL COMPLIANCE WITH ALL PHBA RULES. RELIANCE UPON THE GUIDELINES WILL NOT SERVE AS A DEFENSE TO A CHARGE OF VIOLATION OF THE RULE IN THE EVENT OF A POSITIVE DRUG TEST.

Should the testing laboratory report the presence of one of the drugs or medications listed in **Rule 2528 C 1-13** below in an amount greater than what would be consistent with the Guidelines or at a higher level than a specified maximum permitted plasma concentration, the matter will be reviewed and disciplinary action may be taken.

B. Regardless of whether all of the conditionally permitted therapeutic medication requirements for a specific NSAID listed in **Rule 2528 C 1-8** below are met, it shall be considered a rule violation if the same plasma or urine sample contains more than one (1) of the NSAID's listed in **Rule 2528 C 1-8** below.

C. Only those thirteen (13) drugs or medications listed in **Rule 2528 C 1-13** below may be administered within 24 hours of showing.

1) Phenylbutazone - The maximum permitted plasma concentration of phenylbutazone is 15.0 micrograms per milliliter.

Guidelines: When phenylbutazone is administered, the dose should be accurately calculated according to the actual weight of the animal. Each twenty-four (24) hours, not more than 2.0 milligrams per pound of body weight should be administered, preferably less. For a 1000 pound animal, the maximum daily dose is 2.0 grams, which equals two 1.0 gram tablets, or two 1.0 gram units of paste, or 10.0 cc of the injectable (200 milligrams per milliliter). Neither a total daily dose nor part of an injectable dose should be administered during the 12 hours prior to competing. In the event the phenylbutazone is administered orally, half the maximum daily dose (1.0 gram per 1,000 lbs) can be administered each 12 hours during a five day treatment program. Phenylbutazone should not be used for more than 5 successive days.

2) Diclofenac (Surpass) (an NSAID) - The maximum permitted plasma concentration of Diclofenac (Surpass) is 0.005 micrograms per milliliter.

Guidelines: Every 12 hours, not more than 73 mg of Diclofenac liposomal cream should be administered (not more than 146 mg per 24 hour period) to one affected site. This 73 mg dose equals a 5-inch ribbon of cream not greater than 1/2 inch in width, which should be rubbed thoroughly into the hair over the joint of affected site using gloved hands. Administration of diclofenac cream should be discontinued 12 hours prior to competing. Do not apply diclofenac cream in combination with any other topical preparations including DMSO, nitrofurazone or liniments, and do not use an open wound. Diclofenac cream should not be administered for more

than 10 successive days.

3) Flunixin - The maximum permitted plasma concentration of Flunixin is 1.0 microgram per milliliter.

Guidelines: When Flunixin Meglumine (Banamine) is administered, the dose should be accurately calculated according to the actual weight of the animal. Each twenty-four (24) hours, not more than 0.5 milligrams per pound of body weight should be administered. For a 1000 pound animal, the maximum daily dose is 500 milligrams, which equals two 250 milligram packets of granules, or one 500 milligram of the oral paste (available in 1500 milligram dose syringes), or 10.0 cc of the injectable (50 milligrams per milliliter). No part of a dose should be administered during the twelve (12) hours prior to competing. Any medicated feed must be consumed and/or removed at least twelve (12) hours prior to competing. The medication should not be used for more than 5 successive days.

4) Ketoprofen (an NSAID) - The maximum permitted plasma concentration of Ketoprofen is 40.0 nanograms per milliliter.

Guidelines: When Ketoprofen (Ketofen) is administered, the dose should be accurately calculated according to the actual weight of the animal. Each 24 hours, not more than 1.0 milligram per pound of body weight should be administered. For a 1,000 pound animal, the maximum daily dose is 1.0 gram, which equals 10.0cc of the injectable (100 milligrams per milliliter). No part of a dose should be administered during the twelve (12) hours prior to competing. The medication should not be used for more than 5 successive days.

5) Meclofenamic Acid (an NSAID) - The maximum permitted plasma concentration of Meclofenamic Acid (Arquel) is 2.5 micrograms per milliliter.

Guidelines: When Meclofenamic Acid is administered, the dose should be accurately calculated according to the actual weight of the animal. Each 12 hours, not more than 0.5 milligram per pound of body weight should be administered, preferably less. For a 1,000 pound animal, the maximum 12 hour dose is 0.5 gram, which should not be used for more than 5 successive days.

6) Naproxen (an NSAID) - The maximum permitted plasma concentration of Naproxen is 40.0 micrograms per milliliter.

Guidelines: When Naproxen is administered, the dose should be accurately calculated according to the actual weight of the animal. Each 24 hours, not more than 4.0 milligrams per pound of body weight should be administered. For a 1,000 pound animal, the maximum daily dose is 4.0 grams, which equals eight 500 milligram tablets. No part of a dose should be administered during the twelve (12) hours prior to competing. Any medicated feed should be consumed and/or removed at least twelve (12) hours prior to competing. The medication should not be used for more than 5 successive days.

7) Firocoxib (Equioxx) (an NSAID) - The maximum permitted plasma concentration of Firocoxib (Equioxx) is 0.240 micrograms per milliliter.

Guidelines: When Firocoxib (Equioxx) is administered, the dose should be accurately calculated according to the actual weight of the animal. For a 1,000 pound animal, the maximum daily dose is 45.5 milligrams, which equals 0.1 milligram per kilogram of body weight once daily. No part of a dose should be administered during the 12 hours prior to competition. Firocoxib (Equioxx) should not be administered for more than 14 successive days.

8) Acetazolamide - may only be administered to horses documented through DNA testing to be positive (N/H or H/H) for HYPP (Hyperkalemic Periodic Paralysis). While these rules do not contain a maximum allowable plasma concentration level for Acetazolamide, laboratory detection of levels of Acetazolamide that are not consistent with administration in accordance with the following Guidelines may result in prosecution of a rule violation.

Guidelines: When acetazolamide is administered, the dose should be accurately calculated according to the actual weight of the animal. Each twenty-four (24) hours, not more than 3 milligrams per pound of body weight should be administered. For a 1000 pound animal, the maximum daily dose is 3 grams.

9) Furosemide or Lasix - The maximum plasma concentration of furosemide is 100 nanograms per milliliter. Each 24 hours, the dose should not exceed 500 mg. When used, furosemide must be administered

intravenously at least four hours prior to competition. Medication report must be filed with show management as required.

10) Isoxsuprine - Guidelines: when administered, the dose should be accurately calculated according to the actual weight of the animal. Each twenty-four (24) hours, not more than 1.6 milligrams per pound of body weight should be administered (usually divided in two equal doses given 12 hours apart.) For a 1,000 pound animal, the maximum daily dose is 1,600 milligrams, which equals 80, 20 milligram tablets. No part of a dose should be administered during the four hours prior to competing. Any medicated feed should be consumed and/or removed at least four hours prior to competing.

11) Lidocaine/Mepivacaine - may only be used under actual observation of event management (or designated representative) and/or the official show veterinarian, either of which must sign the medication report form, to aid in the surgical repair of minor skin lacerations which, by their very nature would not prevent the horse from competing following surgery. A Medication Report must be filled with show management as required.

12) Dexamethasone - The maximum permitted plasma concentration is 3.0 nanograms per milliliter at the time of competition.

Guidelines: In order to help trainers, owners and their veterinarians achieve compliance with this rule in connection with the therapeutic use of dexamethasone, it should be administered in accordance with the guidelines below. These guidelines include several alternative scenarios for dose time and route of administration. Whenever dexamethasone is administered, the dose should be accurately calculated according to the actual weight of the animal. Alternative Number 1. (2.0 mg or less per 100 pounds IV or IM at 12 or more hours before competition.) each 24 hours, not more than 2.0 milligrams of dexamethasone injectable solution per 100 pounds of body weight should be administered intravenously or intramuscularly, preferably less. For a 1,000 pound animal, the maximum daily intravenous or intramuscular dose of dexamethasone injectable solution is 20.0 milligrams, which equals 5.0 milliliters of the injectable solution (4.0 milligrams per milliliter). No part of this dose should be administered during the 12 hours prior to competing. Dexamethasone should not be administered for more than five successive days. Alternative Number 2. (0.5 mg or less per 100 pounds IV at 6 or more hours before competition.) Each 24 hours, not more than 0.5 milligram of dexamethasone injectable solution per 100 pounds of body weight should be administered intravenously, preferably less. For a 1,000 pound animal, the maximum daily intravenous dose of dexamethasone injectable solution is 5.0 milligrams, which equals 1.25 milliliters of the injectable solution (4.0 milligrams per milliliter). No part of this dose should be administered during the six hours prior to competing. Dexamethasone should not be administered for more than five successive days. Alternative Number 3. (1.0 mg or less per 100 pounds orally at 6 or more hours before competition.) each 24 hours, not more than 1.0 milligram of dexamethasone powder per 100 pounds of body weight should be administered orally, preferably less. For a 1,000 pound animal, the maximum daily oral dose if dexamethasone powder is 10.0 milligrams, which equals one packet of dexamethasone powder (10.0 milligrams per packet). No part of this dose should be administered during the 6 hours prior to competing. Any medicated feed should be either consumed or removed at least 6 hours prior to competing. Dexamethasone should not be administered for more than 5 successive days.

13) Methocarbamol - The maximum permitted plasma concentration of methocarbamol is 0.5 micrograms per milliliter. Guidelines: Whenever methocarbamol is administered, the dose should be accurately calculated according to the actual weight of the horse. Each 24 hours, not more than 5.0 mg per pound of body weight should be administered, preferably less. For a 1000 pound animal, the maximum dose each 24 hours is 5.0 grams, which equals ten 500 milligram tablets or 50 cc of the injectable (100 milligrams per milliliter). No dose should be administered during the 24 hours immediately following the prior dose. No part of a dose should be administered during the 12 hours prior to competing. Any medicated feed must be consumed and/or removed at least 12 hours prior to competing. Methocarbamol should not be administered for more than 5 successive days.

D. Administration of these drugs does not require that the horse be withdrawn and kept out of competition for a period not less than twenty-four (24) hours

after the medication is administered, nor is there a requirement that a medication report be filed with show management, except when Lidocaine/Medivacaine is used (**see 11 above**.)

2529. In the event a non-steroidal anti-inflammatory drug is administered in a manner that might cause the plasma concentration to exceed the quantitative restrictions of the rule (in the case of those permitted to be used) or might cause the drug to be detected at any level in plasma or urine (in the case of those not permitted to be used), the trainer and owner should withdraw the horse from competition, and the animal should be withheld from competition until the plasma concentration of any permitted drug returns to acceptable levels and/or until any non-steroidal anti-inflammatory drug not permitted by the rules is no longer present in the blood or urine.

2530. Burden of persuasion to establish correct dosage and time limitation rests with the responsible person.

A. Additionally, as to drugs or substances described in **Rule(s) 2526 B and Rule(s) 2526 D** above, in order to avoid disqualification by detection of a presence in the horse's system, the medication must be administered, or prescribed (letter of instructions) by a veterinarian, for the legitimate treatment of illness or injury, and administered at least 24 hours before exhibition. Should the testing laboratory report the presence of these drugs in an amount greater than what would be consistent with the specified dosage and/or time constraint or dosage for legitimate treatment of illness or injury, the laboratory test result will be reviewed and disciplinary action may be taken.

B. Laboratory detection of an excessive dosage of an otherwise conditionally permitted therapeutic drug or drugs specified in **Rule(s) 2526 B and D** above shall constitute presumption of a violation of this rule, and the responsible party has the burden of persuasion to establish that the dosage was administered within rule specifications.

C. To avoid this rule violation presumption and the stringent responsibilities of this rule, the responsible party may decide to simply withdraw the horse from competition for at least twenty-four (24) hours following the last administration of any conditionally permitted therapeutic medication.

2531. By administering these drugs, the owner of the horse will be financially responsible for the additional fees for the test.

ARTIFICIAL APPLIANCE

2881. Notwithstanding the general prohibition of **Rule(s) 2502** against artificial appliances, the use of the following, but not limited to, pacemaker or prosthetic eye may be permitted if the owner of record files written request for permission and submits such documentation as requested, which will be submitted to the Executive Board for consideration. If the request is approved, such authorization will be noted on the horse's registration certificate.

ANIMAL WELFARE & HUMANE TREATMENT

2991. The PHBA strongly advocates the humane treatment of all horses. PHBA recognizes that when the welfare of the horse has the highest priority, secondary benefits including fair competition and true recognition of athletic abilities of the horse are enhanced. Through the establishment and enforcement of strong rules governing the exhibition of Palomino Horses, PHBA has taken a firm stand to ensure that the horse registered with the Association will be treated with the dignity and respect they deserve.

2992. No person on the show grounds, which includes but is not limited to the barns, stalls, practice areas, and show arena, may treat a horse in an inhumane manner.

A. Humane treatment. No person shall exhibit any horse, which appears to be sullen, dull, lethargic, emaciated, drawn or overly tired.

B. No person on the show grounds can treat an exhibiting horse in an inhumane manner.

C. Tying a horse up or around in a stall or when lounging or riding in a manner as to cause undue discomfort or distress.

D. Intentional inhumane treatment which results in any bleeding

E. In addition, leaving a bit in a horse's mouth for extended periods of time.

F. Use of inhumane training techniques or methods; poling or striking horses legs with objects, excessive spurring and/or excessive jerking of reins.

2993. Inhumane treatment of any horse (whether registered with PHBA or not) or any other animal on the grounds is strictly prohibited. Treatment of any horse will

be considered inhumane if a person, educated or experienced in accepted equine training techniques, would perceive the conduct of an individual to be inhumane. Inhumane treatment includes but is not limited to:

- A. Placing an object in a horse's mouth so as to cause undue discomfort or distress;
- B. Leaving bit or any foreign object in a horse's mouth for extended periods of time so as to cause undue discomfort and distress; left tied with a bit or foreign object in their mouth for greater than 30 minutes
- C. Tying a horse's head up (above withers), back or around in a stall or anywhere at an PHBA event;
- D. Tying a horse in a manner as to cause undue discomfort or distress in stall, trailer, or when lounging or riding;
- E. Letting blood from a horse;
- F. Use of inhumane training techniques or methods;
- G. Use of inhumane equipment, including but not limited to, unprotected lip chains, saw tooth bits, hock hobbles, tack collars, or tack hackamores;
- H. Any item or appliance that restricts movement or circulation of the tail;
- I. Intentional inhumane treatment which results in bleeding;
- J. It is prohibited to pour any substance into a horse's ears unless it is for a therapeutic purpose, which must be documented in a properly completed Medication Report Form.

2994. Upon a report or discovery of inhumane treatment, show management shall immediately investigate the incident and immediately report it to PHBA.

2995. The standard by which conduct or treatment will be measured is that which a reasonable person, informed and experienced in generally accepted equine training and exhibition procedures, would determine to be cruel, abusive, and inhumane.

PROHIBITED MEDICATION, DRUG AND SUBSTANCE RULE VIOLATIONS AND DISCIPLINE

2996. Any laboratory report resulting from random testing conducted by the PHBA that indicates the presence of any prohibited substance, the presence of any permitted medication in levels that exceed those allowed under these rules and guidelines or the presence of more than one NSAID, all of which are violations of these medications rules, will constitute prima facie evidence that the substance(s) was administered to the horse either internally or externally in violation of the PHBA medications rules.

2997. If it is determined that the use of any drug or medication was not allowed by the medications rules or was not within the guidelines in the PHBA Rulebook, the responsible party or parties will be subject to disciplinary action. The initial determination of whether a medication rule violation has occurred will be based upon the laboratory results.

2998. The following disciplinary actions may be considered by PHBA, or PHBA Executive Committee in addressing a violation of the medications rules. The following are general guidelines only. The PHBA Executive Committee may assess discipline (including fines, probations and suspensions) that is equal to, less than or greater than the discipline provided in the following guidelines based upon the nature of the violation and the severity of the circumstances presented in each case. The horse may also be disqualified from all classes in which it participated at the show for any violation of the medications rules. If disqualified, all awards and monies must be returned.

A. Category I - overages of a permitted medication or the presence of more than one NSAID

- 1) First offense for overage of one permitted medication - \$500 fine; DQ
 - a. First offense for more than one NSAID (if each NSAID is within allowed therapeutic levels-\$1,000 fine; DQ; 60 day probation)
- 2) Second offense – \$2,500 fine; DQ; 60 day suspension
- 3) Third offense - \$5,000 fine; DQ; 6 month suspension
- 4) If do not commit a violation for 24 months, violation slate is wiped clean
- 5) Hearing Committee may assess discipline (including fines, probations and suspensions) that is equal to, less than or greater than the above disciplinary actions

B. Category II - Failure to Timely File Required Medication Reports for Conditionally Permitted Therapeutic Medication if Lab Results and Scenario Presented SUPPORT Legitimate Therapeutic Use

- 1) First offense – warning/reprimand
- 2) Second offense – \$1,000 fine; DQ; 60 day suspension

- 3) Third offense – \$2,000 fine; DQ; 6 month suspension
- 4) Violations do not count as first, second or third offenses for other Categories
- 5) If do not commit a violation for 24 months, violation slate is wiped clean
- 6) Hearing Committee may assess discipline (including fines, probations and suspensions) that is equal to, less than or greater than the above disciplinary actions

C. Category III - Failure to Timely File Required Medication Reports For Conditionally Permitted Therapeutic Medication if Lab Results and Scenario Presented DO NOT Support Legitimate Therapeutic Use

- 1) First offense – \$1,000 fine; DQ; 60 day suspension
- 2) Second offense – \$3,000 fine; DQ; 180 day suspension
- 3) Third offense – \$5,000 fine; DQ; 1 year suspension
- 4) Violations do count as first, second or third offenses for other Categories
- 5) Offenses for use of a prohibited substance do not expire like those described in Categories I and II above and shall permanently remain on the responsible parties' record.
- 6) Hearing Committee may assess discipline (including fines, probations and suspensions) that is equal to, less than or greater than the above disciplinary actions

D. Category IV - Prohibited

- 1) First offense – \$2,500 fine; DQ; 3 month suspension
- 2) Second offense – \$5,000 fine; 1 year suspension
- 3) Subsequent offenses – \$10,000 fine; DQ; 5 year suspension;
- 4) Hearing Committee may assess discipline (including fines, probations and suspensions) that is equal to, less than or greater than the above disciplinary actions
- 5) Offenses for use of a prohibited substance do not expire like those described in Categories I and II above and shall permanently remain on the responsible parties' record.

HORSE SHOW RULES

HORSE SHOW APPROVALS

3001. Any APA organization or individual wishing to stage or sponsor Palomino horse shows or contests must obtain the approval of PHBA if the results of such shows are to be entered into PHBA's records and points are to be awarded to the horses as outlined in the Show Rules.

A. Show approval is a privilege, not a right, granted or rejected at PHBA discretion on an annual basis according to continuous evaluation of the applicant(s), including, but not limited to, competence of show management; enforcement of PHBA rules; quality of horse show; and service to PHBA members.

B. For horse show approval, any APA, organization, or individual shall send a current properly completed show application to PHBA with appropriate fees postmarked at least ninety (90) days prior to the date of entry dates of the horse show. If two applications are received for the same numbered weekend, the horse show application with the earlier postmark will be eligible for approval of that date.

3002. A specific numbered weekend in the year, shall be given to the APA, organization, or individual which held a horse show on that date during the previous year. To retain that date, the application for approval must be submitted as outlined in **Rule 3001 B**. Approval does not carry over from year to year, but must be obtained for each individual show or contest.

A. Horse Show weekends are based upon the number of the weekend, not upon the date. The number of the weekend is determined by counting from the first Sunday of the year. The first Sunday of the year is assigned the number one (1). The remaining weekends are consecutively numbered 2-52.

B. The Executive Board has the authority to approve an exception to the numbered weekends, as defined in **Rule 3002 A** above, upon written request from an APA, organization or individual.

3003. The application must be accompanied with a complete list of all classes to be offered at the show.

3004. In order for the horse show to be approved, the name of the judge(s) must appear on the PHBA website prior to scheduled show date(s).

A. The show management would be responsible for submitting this information to PHBA in compliance with deadlines.

3005. The sponsor(s) of any PHBA approved horse show which fails to pay for

any services rendered by a third party (i.e. judges fees, cattle fees, facilities, etc.) in connection with the holding of an approved show or premium money to exhibitors, can be denied PHBA approval for present and future shows.

3006. Late Horse Show Approvals. Horse show approval applications postmarked less than ninety (90) days, but more than sixty (60) days prior to the date of the horse show shall require an additional \$100.00 per judge late penalty fee. Any show application received in the PHBA Office less than sixty (60) days prior to the show date shall be denied.

3007. No refunds will be made on Show Applications.

3008. Mileage Between Shows. There shall be no more than one (1) horse show on a given day within three hundred and fifty (350) mile radius of another horse show within the same state or province.

A. EXCEPTION: APA's may host (2) horse shows on only one (1) day if there is not another horse show held within five (5) days before or five (5) days after [i.e. two (2) judges at a horse show on Saturday and no horse show held on Sunday.].

B. Multiple-Judged shows (as outlined in **Rule(s) 3031-3037**), and/or a horse show circuit may not be held in adjoining states on the same day, unless the shows are at least three hundred and fifty miles apart. PHBA shall approve the scheduling of all circuits and multiple-judged shows so that conflicting dates will be avoided.

C. Stock shows or fairs approved by PHBA, shall be allowed regardless of proximity to another PHBA horse show. All major livestock shows and state fairs may request the use of two judges to count as two separate horse shows.

3009. PHBA horse shows will not be approved for those dates during the PHBA National Convention, or the PHBA World Championship Horse Show.

A. EXCEPTION: Any exception to this rule must be approved by the PHBA Executive Board.

3010. Classes added to a show, which were not listed on the original Show Application, shall not receive points without written approval from PHBA.

3011. If the Show Application is satisfactory, PHBA will issue a statement of official approval for the proposed show. The approved date will then be reserved and the show shall be published on the PHBA website.

3012. If the Show Application is unsatisfactory, PHBA will so inform the individual or organization making the application and explain any deficiencies to be corrected.

3013. The APA Secretaries shall be notified of all show approvals in their respective states on the PHBA website.

3014. Shows will not be permitted to start earlier than the advertised schedule.

3015. Any show holding events back to back on the same day with different judge such as cattle events, must clearly display this information in writing on the show premium list.

3016. Any show may split classes over consecutive days provided the judges do not judge the same classes more than once.

3017. As an express condition of the privilege to participate at a PHBA approved show or event, each owner of a Palomino Horse, exhibitor, trainer, participants, assume the risk of participation, and release and discharge PHBA, its officers, directors, representative and employees from any and all liability, whenever or however arising, as to personal injury or property damage occurring as a result of participation in an event conducted by the show or on the show grounds thereof.

3018. Each member, horse owner, or others involved in participation in PHBA approved events is charged with the ultimate responsibility to determine eligibility of persons exhibiting his or her horse(s) by contacting PHBA regarding the current list of suspended or disciplined person(s) before authorizing such participation. Every person competing in a PHBA approved class must possess either a current, individual PHBA, PHBA Youth, PHBA Novice Youth, PHBA Amateur or PHBA Novice Amateur membership card. Show management must inspect this membership card or a photocopy of it at any show the exhibitor and/or owner has entered. If the owner and/or exhibitor is a member but cannot produce their membership card or a photocopy of their card at the show, they must fill out a replacement form, purchase a new membership and pay the required fee at the show before entering. This fee is non-refundable.

MULTIPLE-JUDGED SHOWS

3031. Each APA is allowed to have six (6) multiple-judged events per year.

A. A multiple-judged event consists of two (2) shows on consecutive days with two (2) different judges each day, counting as four (4) separate shows; OR

- B.** A multiple-judged event consists of three shows on one day with three (3) different judges not to exceed three judges in the arena at any given time.
- C.** Shows with special circumstances may apply to the Executive Board for an exception for the number of judges judging in the arena at the same time. Such application must be submitted in writing.
- 3032.** An APA may combine or split their six (6) multiple judged events annually allocated, (to wit, six shows in three days, twelve shows in six days, etc.)
- 3033.** Multiple-judged events may only be held in the state or province where the APA is incorporated unless otherwise approved by the Executive Board.
 - A.** Any APA wishing to stage or sponsor a multiple judge event outside of their state or charter must first obtain a letter of approval from the board of directors at the APA that is chartered in the state where the show/event will be held before the application can be considered by PHBA.
- 3034.** Mileage between shows, refer to **Rule(s) 3008 B.**
- 3035.** All classes in a multi-judged show shall be presented once. The results of any class shall not be made known until all judges have completed their judging.
- 3036.** In multi-judged shows, all references to the judges will be made by their names.
- 3037.** The Executive Board shall have the right to grant one additional multiple-judged event to an APA in conjunction with a PHBA promotional activity.

MINIMUM REQUIREMENTS FOR SHOW APPROVAL

- 3041.** Judges must be chosen from the current list of PHBA Judges.
- 3042.** To be approved by PHBA, a show must offer at least:
 - A.** Six (6) halter classes including two (2) halter classes each, of different age divisions, for stallions, mares, and geldings (i.e. Junior Stallions and Senior Stallions; Junior Mares and Senior Mares and Junior Geldings and Senior Geldings);
 - B.** One (1) color class;
 - C.** Two (2) performance classes.
- 3043.** PHBA strongly recommends that show management provide classes for amateur, novice amateur, amateur select, amateur walk trot, youth, youth walk trot and novice youth.
- 3044. Individual Class Approval.** In an effort to promote PHBA, any state or province where there is not an existing APA or the APA has been inactive for five (5) years, the organization or individual could request individual PHBA approved classes. This request must be approved by the PHBA Executive Board.
- 3045.** In an effort to promote PHBA, any state or province where there is not an existing APA or the APA has been inactive for five years, the organization or individual hosting any approved PHBA show or classes could use the name of an approved judge from the American Quarter Horse Association provided there is not a PHBA approved judge within that state or province. The judges name must be approved by the Judge Committee and the PHBA Executive Committee.
- 3046. Special Events.** In an effort to promote Palomino Horses at Special Events (i.e. team penning, cutting, reining, team roping, versatility ranch horse class, Golden American Saddlebred Association events etc.) any individual or any organizations, may request special approval to hold a Special Events separate from a PHBA approved horse show.
 - A.** A PHBA approved judge must officiate to sanction the points. The judge will certify the number of entries and the placement of such entries;
 - B.** PHBA rules apply;
 - C.** All required fees will be collected and forwarded to PHBA;
 - D.** Horse Show Applications shall be in compliance with PHBA rules.

SHOW RESULTS AND FEES

- 3051.** The results of any approved horse show must be completed in their entirety by the show secretary.
- 3052.** Computerized documents containing horse show results must be post-marked to PHBA by **ten (10) business days** after the completion of the horse show(s) or circuit of horse shows.
- 3053. Failure to submit show results will result in:**
 - A.** A \$100 per show per judge fee after the first ten (10) business day period.
 - B.** An additional \$100 will be added per show per judge each ten (10) business days the horse show is late over and above the first ten (10) business days.
- 3054.** The payment of the appropriate administrative fees which are not received within ten (10) business days will be penalized according to the time frame in

Rule(s) 3053 A and B.

3055. The documents containing show results shall be:

A. The computerized show results shall be submitted on white paper only in a format that is easily understood and contains all of the information required in **Rules(s) 3056-3057**.

B. Results submitted on paper other than white paper or in a format that is not easily understood will be returned for corrections(s) and the late fees imposed in **Rule(s) 3053 A** will apply.

C. Electronic submissions will be accepted provided that written documentation is also submitted in accordance with the time frame in **Rule(s) 3052** and contains all the requirements of **Rule(s) 3056-3057**. Or the late fees outlined in **Rule(s) 3053 A** will apply.

D. Any membership applications, transfers or registration applications taken at the show must be faxed/emailed to the PHBA office within three (3) days of the last show of the circuit.

3056. The computerized documents containing show results shall include the following information per judge, per class:

A. Date, Location, Judge's name;

B. Horses placed in the order of first through sixth place;

C. Horses' registration numbers;

D. Owners' (or youth or amateur or novice) identification numbers;

E. Owners' (or youth or amateur or novice) names;

F. Owners' (or youth or amateur or novice) cities and states;

G. PHBA class number;

H. PHBA class name;

I. Number of class entries;

J. Exhibitors' identification numbers;

K. Exhibitors' names;

L. Exhibitors' cities and states;

M. Grand and Reserve Champion results (**Rule(s) 1091-1095**).

3057. And the following information per show:

A. The total number of entries;

B. The total number of horses;

C. A list of all horses' names, registration numbers, back numbers, class/classes entered, exhibitor in each class and exhibitor PHBA id number that participated;

D. All original signed judges cards, including classes with no entries; and

E. All original signed judges score sheets.

F. All original signed Timed Events - Roll Over Sheets

G. If a CFI (Conflict of Interest) is noted on a judges card then the following MUST be noted and sent in with show results:

1) Show secretaries/managers will make manual changes to the Show Roster. Refer to the Show Managers Handbook.

2) A Show Roster and Horse/Show Entry Roster will now be required for each judge instead of one for each day.

3) The PHBA Office will verify these notifications to the original judges' cards submitted.

4) If they do not match then these reports will be returned to the show secretary/manager for correction.

3058. The administrative fee, per horse, shall be charged only once during any given show. Additional fees should not be collected for the same horse showing in youth, novice youth, amateur or novice amateur competition.

3059. Horse show corrections received by PHBA will be made on the horse's record. Notification in writing of errors in the year end standings must be made to PHBA within thirty (30) days of the publication of the year end results.

3060. All APAs shall be responsible for maintaining all show results and related documents, including but not limited to, signed entry forms, a copy of signed judges cards, show results, income and disbursement information for a minimum of three (3) years.

3061. Show management which fails to follow PHBA rules which may or may not result in a disqualification or error may be fined a \$1 fee per error.

A. Additionally, if show management allows an individual(s) to exhibit without proper PHBA membership, show management will be held responsible and billed in the amount of that membership.

B. Furthermore, failure of show management to follow and enforce any rules could result in the loss of future show approval(s).

C. Points will be withheld until the membership is paid. Membership must be received within the same calendar year as the horse shows in order for the

point(s) to be awarded.

HORSE SHOW CLASSIFICATION

3065. Shows shall be classified according to the number of horses entered and shown in all PHBA approved classes.

A. A Class “A” show shall have sixty (60) or more different horses shown at and/or three hundred (300) entries or more shown in halter or in performance classes.

B. A Class “B” show shall have fifty-nine (59) or less different horses shown at and/or less than three hundred (300) entries shown in halter or in performance classes.

C. Horses entered in group halter classes, **Rule(s) 3367-3371**, only will be included in determining the classification of a show.

SHOW MANAGEMENT RESPONSIBILITIES

3070. Any reputable person may act in the capacity of show manager who can furnish proof that he/she is capable through ability or experience. A Show Manager must have a current year PHBA membership. **EXCEPTION:** Stock Shows or fairs.

A. One of the individuals designated on the show approval application as show manager or show secretary for approved shows and special events must have participated in a PHBA show management seminar given by appropriate media (at no cost) within five years preceding the date of the scheduled show. (**EXCEPTION:** Notification from host APA that training has occurred.)

B. The show manager shall:

1) Have authority to enforce all rules referring to the show and he/she may excuse any horse or exhibitor from the show or contest prior to or during the judging.

2) Be present on the show grounds for the duration of the show. In the event an emergency arises and the show manager is unable to fulfill his/her duties, an acting show manager should be appointed. The show manager must submit a written explanation to PHBA for his/her absence. The acting show manager must also remain on the show grounds for the duration of the show and must meet the requirements as set forth in the PHBA Official Handbook.

3) At all times extend every effort to satisfy the comfort of the horses, exhibitors, spectators and officials and will be held responsible for maintaining clean and orderly conditions throughout the show. The show manager shall also be responsible for ensuring humane treatment of horses is adhered to on show grounds through policing of stalling area and practice pens at various times throughout the show.

4) Receive written or verbal complaints from exhibitors, trainers, owners, show participants and other PHBA members of incidents of cruel, abusive or inhumane treatment of horses on show grounds or any other complaints or incidents of rule violations and shall forward such to PHBA.

5) Upon a report of discovery of inhumane treatment, immediately investigate the incident and report it to PHBA. Show management shall make every effort to obtain the concurrence of any PHBA-approved judge on the grounds or PHBA-authorized personnel, if available. Any verbal or written warning performed by the show manager at a show for inhumane treatment is to be reported in writing to PHBA. If an incident is later reported to PHBA and knowledge is gained that the show manager was present but did not report the incident, this could jeopardize their ability to manage a PHBA-approved show in the future.

6) Have the right to establish ground rules with reference to the amount of time an exhibitor is allowed to begin his/her performance. Dependent of the facilities and conditions. If such ground rules are established, show management should see they are enforced.

7) When classes are run concurrently, it is the responsibility of the show manager to notify the judge(s) which horses are to be placed in the appropriate classes. It is required that the judge(s) place every horse, and show management will determine the placings for each individual class with the approval of each judge.

8) Show management is strongly recommended to line up in order and announce placings of all contestants (i.e. 1-6) prior to dismissing contestants to retire from the arena. This includes all judge placings.

3071. Show management is expected to fulfill their obligations once they have

contracted with a judge.

3072. As soon as possible after a judge has accepted, s/he should be given complete information, explaining how to reach the location of the show and the time of arrival required.

3073. Careful and complete plans for the judge's travel to the show and overnight accommodations, if necessary, should be made well in advance of the show.

3074. Should the show management terminate a contract with a judge, it should be for just cause.

A. A letter to the PHBA Judges Committee, explaining the cancellation, must be filed with PHBA;

B. Immediate notification must be given to the judge.

3075. Show management shall require a signed entry form, which includes all days of a horse show circuit, at every PHBA approved horse show. Management shall adhere to all PHBA rules and regulations and submit all show documents to the APA for reference.

SHOW SECRETARY

3076. A Show Secretary must have a current year PHBA membership EXCEPT: Stock shows or fairs.

3077. All show secretaries shall adhere to all PHBA rules and regulations and shall submit any and all show documents to the APA for reference.

A. Require a signed entry form, which includes all days of a horse show or circuit, at each PHBA approved show;

B. All owners and exhibitors in a PHBA class must be PHBA members. All Show Secretaries shall inspect a current year PHBA membership or PHBA amateur membership or PHBA novice amateur or PHBA youth membership or PHBA novice youth membership card or photocopy of same for the owner(s) and exhibitor(s) of each horse. If that is not available, the show secretary is required to sell a current membership or obtain credit card number for PHBA to charge a membership. PHBA will not refund membership fees if in duplication.

RING STEWARDS

3081. A competent ring steward will be required at all approved shows. Appropriate western attire is recommended which includes pants (slacks, trousers, jeans, etc.), long-sleeve shirt with collar (band, stand-up, tuxedo, etc.) and cowboy boots. Western hat is optional.

3082. Any person may act in this capacity.

3083. The ring steward should assemble the class promptly so as to keep the judging program on schedule and eliminate long delays between classes.

3084. S/he will notify the judge when all horses are present for each class and shall call the judge's attention to those horses which are absent. This information will be placed on the record which the steward marks after each class has been judged.

3085. The ring steward shall determine that no person rides more than one horse in any approved performance class, except in those events which specifically state otherwise.

3086. The ring steward is selected to help, not advise, the judge.

3087. S/he shall refrain from discussing, or seeming to discuss the horses or the exhibitors with the judge.

3088. Stewards shall not take part, or seem to take part, in any of the judging.

3089. When not actively engaged in official duties, the steward shall be in a position so as not to interfere with the judging and the view of the spectators.

3090. S/he must not allow the exhibitors to crowd up in the ring or arena, and should at all times endeavor to minimize the possibility of an accident.

3091. The ring steward has charge of the activity in the ring or the arena under the direction of the judge.

3092. S/he should act as a mediator between the judge, and the exhibitor, with the assistance of the exhibitor's representative.

3093. The ring steward is to move and position horses as advised by the judge.

3094. When the ring or arena size is small for the number of class entries, the steward should take every precaution to keep the horses moving until the judge is ready for them to be judged.

3095. It is important that the ring steward be familiar with the procedure of sifting. This procedure is used when the classes are large and the judge requests that entries be lined up for the first, second, or additional sifts, until the judge has the class ready.

3096. It is necessary that a competent ring steward be used; one who can control the conduct of the horses and exhibitors in the ring, who can keep the classes pro-

gressing, and who is familiar with the rules and regulations of PHBA.

SHOW POINTS

3111. Points will be tabulated on all Palomino Horses provided:

- A.** The exhibitor(s) and owner(s) meet all PHBA membership requirements;
- B.** The Palomino Horse meets all eligibility and age requirements for the event or class entered.

3112. A two year old horse may not be shown in any performance class prior to June 1st of the horse's two year old year. EXCEPTION: longe line and showmanship at halter.

3113. Points scale through six (6) places at PHBA approved shows and contests.

No. of Horses in Class	1st	2nd	3rd	4th	5th	6th
2	1					
3	2	1				
4-6	3	2	1			
7-10	4	3	2	1		
11-14	5	4	3	2	1	
15 and Over	6	5	4	3	2	1

3114. Points shall be tabulated in youth, novice youth, youth walk-trot, amateur, amateur select, novice amateur and amateur walk-trot classes in the same manner.

REGISTRATION REQUIREMENTS

3121. Any horse weanling age or older, must have a PHBA registration certificate, have a registration application or have a transfer application submitted to PHBA in order to show.

3122. Weanlings without PHBA registration certificates must be eligible for registration, and will not receive points until they have applied for and been issued a certificate.

3123. If a PHBA registration application or PHBA transfer application along with the other required documents and fees (**Rule(s) 521-522**) are submitted with a PHBA horse show results (**Rule(s) 3052**), then that horse is eligible to compete at all horse shows concurring with the time the registration application or transfer application is being processed.

3124. Under this condition, the horse will count as a legitimate entry in the show(s), and the point(s) earned by the horse in that show(s) will be included on the horse's permanent show record.

3125. The original certificate, a photocopy of the certificate, a completed registration application or complete transfer application must be available for inspection by show management.

3126. Once the registration or transfer has been completed, written notification must be submitted to the performance department by the owner or exhibitor in order to post points that may have been earned while registration or transfer was pending.

TYPE DIVISIONS

3131. PHBA has two type divisions for competition.

A. Stock Type (ST) Division: Horses exhibiting in this division shall be of the stock type. American Quarter Horse Association, American Paint Horse Association and Appaloosa Horse Club registered horses must show in the stock type division.

B. Pleasure Type (PT) Division: Horses exhibiting in this division shall be those not suited for the stock type divisions. American Saddlebred Horse Association and Golden American Saddlebred (GAS) registered horse must exhibit in the pleasure type division.

SPLITTING, COMBINING OR CANCELLING CLASSES

3151. Combining or Cancelling Classes. Classes may be consolidated if insufficient entries warrant.

3152. A class of one (1) entries or less should be consolidated when possible.

3153. The consolidation or cancellation of a small class is the responsibility of the show officials.

3154. Entry blanks or advance publicity should state that such decisions shall be the prerogative of the show officials for unfilled classes.

3155. Halter Classes. The following variations in halter classes may be made within any one or all of the divisions offered at a given show:

A. Classes of different sexes cannot be combined, EXCEPTION: Ranch Conformation.

B. The show management is permitted to combine or divide halter or breeding classes by age group when the number of entries warrants.

C. The full breakdown in classes may be offered for one (1) sex and junior/senior or a single halter class offered for another sex.

D. Stallion, mare, and/or gelding halter classes may be divided into junior (horses two-years-old and younger) and senior (horses three-years-old and older) divisions.

E. A class may be combined with adjacent age groups until a point class is reached, providing there is no exhibitor conflicts and all exhibitors agree to the change.

3156. Performance Classes Age Groups. If a class is divided into junior and senior, a horse may show in only one (1) age group.

A. Junior horses shall be five (5) years and under;

B. Senior horses shall be six (6) years and over.

3157. Approval may be attained to hold junior and senior classes for any of the events with the following exceptions:

A. Junior and senior classes may be combined or all age classes may be split at the discretion of the show manager;

B. Team Penning and Jumping may only be offered as All Ages;

C. Western Pleasure, Reining, Cutting and Working Cow horse events may be divided into three (3) classes.

1) Rule(s) 3511-3513; 3669-3671.

D. If a show wants to combine a junior and senior bit class, and has a junior Bosal or junior Snaffle Bit class, the Bosal class or Snaffle Bit class will still be recognized as an approved class.

1) Rule(s) 3511-3513; 3669-3671.

JUDGING CONSIDERATIONS

3161. Conformation. Comparison of an animal to the ideal or standard. A horse with good conformation closely resembles the standard of perfection. **Rule(s) 3351.**

3162. Body Coat Color.

A. Color will be judged as 100% of the score in Color class. **See Rule 3372.**

B. Color will be judged as 10% of the score in all palomino halter classes. **See Rule 3352 A.**

C. Color may be used to break a tie. **See Rule 3192 C.**

D. For color considerations **See Rules 3371 and 3372.**

3163. Mane and Tail.

A. Horses must not show evidence of bleached manes or tails;

B. All Palominos shall have natural tails or tails may be lengthened by hair to hair attachment only with no attachment of any kind to the tail bone. Hair to hair switches are acceptable. EXCEPTION: No attachments of any type in color class.

C. Manes that are not roached shall be at least two (2) inches long and lie smoothly on the side of the horse's neck. Roached manes are permitted in Cattle, Speed Events, Ranch Horse and Ranch Riding classes only for the Regular Registered horses. Palomino Bred are allowed to show with roached manes in any palomino bred class.

D. Customary trimming and shaping of tails is permissible.

E. The use of weighted tails is legal.

3164. Markings.

A. Rules for Registration refer to **Rule(s) 512-513;**

B. Artificial markings such as with paints or dyes, and any kind of artificial substance or device used to change the natural markings is prohibited.

3165. Lameness. The judge shall examine and check for lameness all horses brought into any class. This is essential regardless of whether or not the competition indicates it is necessary. The judge has the authority to excuse any horse from the class, due to lameness, at any time while being judged. Entries in all classes

shall be serviceably sound and in good condition. Obvious lameness shall be cause for disqualification. Obvious lameness is:

- A. Consistently observable at a trot under all circumstances;
- B. Marked nodding, hitching or shortened stride;
- C. Minimal weight-bearing in motion and/or at rest and/or inability to move.

3166. Lameness Calls in Multi-Judged Events. In both performance and halter classes, at shows where there are three or more judges a horse shall automatically be disqualified if the majority of judges call the horse lame during the class.

A. No announcement will be made over the public address system that a horse is being excused.

B. Judge rulings regarding lameness are official and are not subject to review.

3167. Performance. How the horse executes all required gaits and routines in the arena. Especially considered here is action. High natural action is desired in some classes while easy ground covering action is desired in other classes.

3168. Manners. An energetic yet manageable disposition, showing evidence of superior training and obedience.

3169. Presence. Alertness and animation on the part of the horse. Presence in the horse is comparable to personality in the human.

3170. Quality. Clean flat bones, joints, and tendons; a refined head and neck; and fine skin and hair. Good quality in a horse generally indicates easy keeping and good endurance.

3171. Type. An ideal or standard of perfection combining all the characteristics which contribute to the animal's value and efficiency for the purpose specified.

3172. Suitability. A horse's conformation and ability should be suitable to its handler and for the task it is expected to perform.

MISCELLANEOUS

3181. Exhibitors Representative. Prior to the beginning of the show, the show management will appoint an exhibitor's representative. The representative will act as the intermediary between the judge and the exhibitors with the assistance of the ring steward.

3182. Entry Numbers. It is mandatory that show management supply exhibitors with entry numbers for each horse entered.

A. Furthermore, failure by exhibitors to wear correct numbers in a visible manner shall result in a disqualification;

B. In all under saddle classes (both English and Western) exhibitors must display the numbers on both sides of the horse.

C. In all Pleasure Driving classes numbers must be displayed on both sides of exhibitors carts.

3183. Exhibiting Multiple Horses. In individual working events (Barrel Racing, Breakaway Calf Roping, Calf Roping, Cutting, Dally Team Roping Heading, Dally Team Roping Heeling, Jumping, Ranch Horse, Ranch Riding, Reining, Pole Bending, Steer Stopping, Trail, Working Cow Horse, Western Riding, Working Hunter) a rider may:

A. Exhibit four (4) horses in a junior class;

B. Exhibit four (4) horses in a senior class;

C. Exhibit a maximum (total) of four (4) horses in an all ages class.

There is no requirement for the number of junior horses and number of senior horses in an all age class.

3184. The use of ear plugs or cotton in horse's ears is acceptable.

3185. Hooves may be artificially marked, EXCEPTION: Ranch classes.

3186. Exhibitors Assisted Into Arena. If a contestant, while inside the show arena or show ring is assisted in any manner by another person the contestant shall automatically be disqualified. EXCEPTIONS:

A. Those events which specifically state otherwise;

B. The other person is a co-contestant in a team event such as dally team roping, cutting, team penning, or;

C. Assistance is necessitated for safety of competing exhibitor or horse, to be determined by the judge(s).

3187. Equipment Failure. Reruns will not be allowed if the exhibitor is having equipment failure or the equipment failure causes a delay or a run to be discontinued, the judge will disqualify the entry, except in those events which specifically state otherwise.

3188. Fall of Horse or Rider. The fall of a horse and/or exhibitor being judged shall be cause for disqualification EXCEPTION: team penning. A horse is considered having fallen when the horse is on its side and all four feet are extended in the same direction. The exhibitor is considered to have fallen when s/he is not astride.

3189. Entering Arena Promptly. Whether or not entries perform individually, all horses entered in a class must be assembled in ample time for the judging to start on time and continue without delay.

A. They must remain in readiness until dismissed by the judge.

B. A tardy contestant may be denied competition.

3190. Working Order. In all performance classes where each entry performs individually, the order of competition shall be determined by drawing. For multiple day shows, a new random drawing for a new working order is recommended.

3191. Trail Class Working Order. Shows with multiple judges and arenas may make trail classes available to exhibitors in a random order and position. Working order for this class may also be random.

3192. Ties. No class is complete until all ties through point earning places are broken.

A. If a tied contestant(s) is disqualified in the runoff, s/he is not to be placed any lower than the lowest position for which s/he was tied;

B. Contestants disqualified during the first run are not considered to be tied for a place even if there were fewer than six (6) different entries in the class;

C. Color will be used only to break a tie.

3193. Secured to Saddle. No exhibitor under nineteen (19) years of age may be tied, buckled, or fastened in the saddle in any manner or by any means during competition.

A. Holding the saddle with either hand will result in a disqualification, except for speed events, cutting, ranch classes, reining, roping, trail, western riding or cow work portion of working cow horse.

B. In youth, novice youth and open speed events, exhibitors 18 years of age or under may use a rubber band per foot (maximum width of 1/4 inch) during the competition, but may not be tied, buckled or fastened by any other means during competition.

3194. Calling Horses Off The Rail. In all classes where horses are worked on the rail (i.e., pleasure, horsemanship, etc.) the judge shall not call contestants off the rail at any gait other than a walk.

3195. Backing Horses. In all classes where backing is required, the judge may, at his/her discretion, require the backing of only the finalists in the class.

3196. Performance Judging. In all performance classes, except where noted in the class description, horses are to be judged on performance ability only.

3197. Tail Carriage. No horse is to be penalized for the manner in which he carries his tail nor for normal response with his tail to cues from his rider or when changing leads. A judge may, at his/her discretion, penalize a horse for excessive or exaggerated switching or wringing of the tail or for a seemingly "dead" tail that merely dangles between the legs and does not show normal response.

3198. Preliminary Eliminations. If there is an elimination, each horse must be ridden in the finals by the same rider who rode it in the elimination.

A. The management of any contest shall determine whether or not an elimination is necessary, the number of go-rounds to be held, and the number of horses to be shown in each performance;

B. The final placing of each horse is to be determined by totaling its scores in the finals plus eliminations and/or go-rounds.

3199. Stallions. Stallions are prohibited in any class for Youth or Novice Amateur. A Youth under 13 years of age may not lead a stallion in any class.

3200. Patterns. It is mandatory that all patterns and courses be posted at least one hour prior to the class commencing.

3201. Filling Classes. No person shall pay the entry fee of another person for the purpose of enlarging a class to obtain PHBA points. If said person is guilty, s/he may be suspended from showing and other privileges of PHBA may be denied for a period of time to be determined by the PHBA Executive Board.

3202. Padding Classes. To promote competition in PHBA approved activities, in order that PHBA's records will at all times, reflect the actual quality of equine performance, any form of conduct which inhibits competition is expressly prohibited. This offense includes, but is not limited to:

A. Padding classes by entering a horse(s) not otherwise qualified for the competition to fill a class, to increase points;

B. Violation of this rule shall disqualify the horse(s) from the competition at the discretion of the judge. At the discretion of the judge, the entry may not be counted as a entry in the class;

C. Padding Classes: A judge shall not count in his/her class count any horse/exhibitor that is disqualified for failure to do the required class procedure and who is obviously padding the class to raise the point total.

3203. In any halter or performance class, an open leg wound may be covered by a bandage of vet wrap or simple material. The bandage shall be below the hock/

knee and above the coronet band.

3204. Any equipment and/or bit considered legal in an PHBA-approved class may be used on any horse for training purposes on show grounds, whether or not the horse will be shown in the class for which the equipment and/or it is legal; for example, equipment and/or bits legal for barrel racing classes may be used on horses of other disciplines for training on the show grounds.

ATTIRE

3304. ST Division Western Classes. Exhibitors in ST Division halter and western classes must wear appropriate western attire consisting of:

- A. A western hat which must be on top of the exhibitor's head when the exhibitor enters the arena in all western classes;
- B. In speed events such as barrel racing, pole bending, stake race and flag race a five second penalty will be assessed if the hat or helmet is not on the exhibitor's person during the time the exhibitor is in the arena;
- C. Exhibitors may wear protective head gear at their option;
- D. A shirt with long sleeves and a collar (band, stand-up, tuxedo, etc)
- E. Long pants;
- F. Western boots;
- G. Spurs or chaps are optional.
- H. In Ranch horse classes the appropriate attire includes jeans, shirts with collars and cuffs, working chaps or chinks. Crystals, glitter or sequins are NOT permitted except on belts and jeans.
- I. Exceptions are allowed where class specifications indicate otherwise;
- J. Special exceptions because of religious reasons or physical handicap must be requested by filing a written request to PHBA and obtaining written approval prior to participation.

3305. ST Division English Classes. In ST Division English classes, exhibitors and judges should bear in mind that entries are being judged at all times on ability rather than on personal attire. Exhibitors should wear:

- A. Hunt seat coats of traditional colors such as navy, dark green, grey, black or brown. Maroon and red are improper. Shirts shall be conservative in color;
- B. Breeches of traditional shades of buff, khaki, canary, light grey, fawn, sable, or rust (or jodhpurs);
- C. High English boots or jodhpur boots of black or brown;
- D. Black, navy blue or brown hunting cap is mandatory. EXCEPTION: The exhibitor may wear protective head gear at their option;
- E. A tie or choker is required;
- F. Gloves, spurs of the unrowelled type that are blunt, round or that include a smooth rolling rubber ball and no longer than one inch and crops or bats are optional. Slip on spurs are prohibited;
- G. Hair must be neat and contained (as in a net or braid);
- H. Judges must penalize contestants who do not conform;
- I. It is optional that an exhibitor may wear a hard hat with harness in all classes. It is mandatory for riders in all hunter, jumper, and equitation classes, including hunter hack, where jumping is required and when jumping anywhere on the competition grounds to wear properly fastened protective headgear that meets ASTM/SEI standards or equivalent international standards for equestrian use. The helmet must also be properly fitted with harness secured.
- J. EXCEPTIONS for Hunter in Hand: Dress Pants, Paddock boots, Hunt Coats, and Hats are optional. Spurs, Tennis Shoes and Short-Sleeve Shirts are prohibited.
- K. The judge will have the authority to disqualify the exhibitor for any piece of accoutrement or attire which is his/her opinion would tend to give a rider an unfair advantage.

3306. ST Western (Pleasure) Driving Class. In western driving classes (pleasure driving), exhibitors shall be neatly attired.

- A. A coat and tie of their choice may be worn.
- B. If a female exhibitor is attired in a short dress, a lap robe is required. No part of the exhibitor's leg may be exposed above mid-calf.
- C. Exhibitors may wear rain wear or inclement weather apparel if weather conditions require.
- D. Exhibitors may wear hat of their choice. The exhibitor may wear protective head gear at their option.

3307. Attire Adjustments. Judges, at their discretion, may authorize adjustments to attire due to weather-related conditions.

EQUIPMENT CHECKS

3308. Show Management may hire a carded judge, knowledgeable of PHBA rules and requirements, to serve as Show Steward for their show. Show Stewards are hired to perform equipment inspections prior to the conduction of classes, monitoring show grounds for inhumane treatment of horses and unsportsmanlike conduct, answering exhibitor's questions about rules and assisting the show committee as directed by them. All exhibitors must allow their equipment and/or horse to be examined by the Show Steward and/or Judge. This includes, but is not limited to the use of a bit gauge, magnet or other equipment. At the judge and/or show steward's discretion, exhibitors may be requested to drop the headstall for the bit/bosal inspection. In the importance of safety when doing an equipment check of dropping the headstall/bridle, whether this inspection takes place in the warm up arena, at the entry gate of the arena or following a class in the center of the arena, the participant will be asked to dismount from the horse when the headstall/bridle is dropped.

3309. No person shall alter in any way, change, or attempt to hide the natural marking and/or rubbed or raw skin of a horse by surgery, dye, powder or in any other manner. No person shall represent as a registered horse any horse other than the horse for which said certificate was issued. Any surgical procedure which could affect the horse's performance or alter its natural conformation or appearance is prohibited except the surgery procedure necessary for the gelding of a stallion or spaying of a mare.

3310. Commencing the day the PHBA show starts and for the duration of the show, horses in approved classes shall not show in or enter the designated warm up areas with any kind of training device, tack, or equipment not permitted by PHBA equipment rules. Stewards should check horses and equipment and make certain that only approved equipment is used. All inhumane/prohibited equipment as listed in **PHBA Rule 2993 A-J** is illegal for use at any time on the grounds at an PHBA approved event.

3311. If blood is found on any mouth and/or body areas of a horse, (including but not limited to barrel, flanks, belly, side, shoulders) at any time anywhere on the show grounds, the steward will call such to the attention of the show management. Upon further investigation by these parties, if it is deemed to be the result of abuse, the horse may be asked to be excused from the competition and/or expelled from the show grounds. Also, stewards should check these areas upon entering a warm-up, class, cut (split) and if signs of broken skin, rawness or blood is found, the horse must be excused from the competition.

3312. Prior to a judge's final placing, s/he MUST inspect the noses, mouths, jaws, and bodies of the horses (i.e.: including but not limited to barrel, flanks, belly, sides and shoulders) in the class (or finals) for raw, abused areas or fresh blood. If a horse shows signs of rawness or bleeding in any of these areas, the judge will disqualify the horse from the class.

3313. Stewards should consult with show management and/or judges if a question occurs.

3314. Stewards have the right to request that anyone perceived to be treating his/her horse in an abusive manner during warm-up, class, in barns, stalls or anywhere on the show grounds will be excused or removed from said competition.

EQUIPMENT

3315. Halter and Color Classes. Entries shall be led into the ring in a halter, or a bridle may be used in Pleasure Type division classes. Quarter boots, blinders or other appliances including braces are prohibited.

A. For the purposes of this rule, the term "halter equipment" shall include the use of a safety lead or lip cord in halter/color classes.

1) Safety lead is defined as a soft/flexible nonabrasive protective leather/leather-like covered chain with links having a gauge of at least 4.0 mm that has an unsecured keeper with at least 3/4 inches of the lead outside of the halter before attachment of keeper.

2) Lip cord is defined as a round smooth soft/ flexible nonabrasive cotton polyblend cord with a dense core no smaller than 3/8 inches that has an unsecured keeper with at least 3/4 inches of the lead outside of the halter before attachment of keeper.

3) The lip cord described above may not contain internal or external metal.

4) The safety lead described above cannot be rawhide, suede or roughout, cannot contain external metal and all seams must be turned inside. Further, the protective leather/leather-like covering shall extend up the side of the

lead to the base of the snap that attaches to the side of the halter and be clearly visible on the side of the keeper.

5) Other than described above, no additional substances or materials may be added to a safety lead or lip cord.

6) The safety lead or lip cord may only be applied over gum and not through mouth.

B. Stallions 1 year of age and older may be shown with a safety lead or lip cord defined above in open and amateur divisions; mares and geldings 1 year of age and older may be shown with a safety lead or lip cord defined above in open, amateur and youth divisions; lip chains of any other type are prohibited; all other leads that do not meet the definition of an allowed safety lead or lip cord are prohibited.

C. The following horses may not be allowed to be shown with a safety lead or lip cord:

1) weanlings

2) any horse shown in a performance halter class: and

3) any horse shown in a ranch horse conformation class.

D. Applying excessive pressure on or excessive jerking of an allowed safety lead or lip cord is prohibited. Safety leads and lip cords and their application to the gum area will be inspected during the judging process. Excessive wear, rough or sharp edges around the protective cover of the safety lead or lip cord is prohibited; any raw area or abrasions of the gum area is grounds for disqualification.

STOCK TYPE DIVISION WESTERN CLASSES

3316. Horses five (5) years old and younger may be shown in snaffle bit, bosal, curb bit, half-breed or spade bit. Horses six (6) years old and older may only be shown in a curb bit, half breed or spade bit.

3317. Headstalls. In Western classes horses are to be shown in standard, plain, or silver head stalls (browbands, shaped ear or split ear).

3318. Bosal. Bosal means the use of a flexible, braided rawhide, leather or rope bosal, the core of which must be flexible. A hackamore (bosal) must use a complete mecate rein, which must include a tie-rein. It shall be no larger than three fourth (3/4") inch (20 mm) in diameter at the cheek; there must be a minimum of approximately three-fourth (3/4") inch (20 mm) between the bosal and the nose. Absolutely no rigid material will be permitted under the jaws, regardless of how padded or covered. This rule does not refer to a so called mechanical hackamore (bosal). Horse hair bosals are prohibited.

3319. Snaffle Bit. A snaffle bit is a smooth bit with broken mouth piece (conventional O-ring, egg-butt, or D-ring) and a ring no larger than four (4") inches (100 mm). The inside circumference of the ring must be free of rein, curb or headstall attachments, which would provide leverage. The mouthpiece must be round, oval or egg-shaped, smooth and unwrapped metal. It may be inlaid, but smooth or latex-wrapped. The bars must be a minimum of five-sixteenth (5/16") inch (8 mm) in diameter starting one (1") inch (25 mm) from cheek with a gradual decrease to the center of the snaffle. The mouthpiece may be two or three pieces. A three-piece, connecting ring of one and one-fourth (1 1/4") inches (32 mm) or less in diameter or a connecting flat bar of three-eighths (3/8") to three-fourth (3/4") inches (10-20 mm), measured top to bottom, with a maximum length of two (2") inches (50 mm), which lies flat in the horse's mouth is acceptable. Optional leather or nylon curb strap attached below the reins is acceptable. Closed reins (example mecate) may not be used with a snaffle bit, except in versatility ranch horse, working cow horse and reining, where a mecate is permitted.

3320. Bits. A bit in western performance classes means the use of a curb bit that has a solid or broken mouthpiece, has shanks and acts with leverage. All curb bits must be free of mechanical device and should be considered a standard Western bit. A description of a legal, standard Western bit includes:

A. Shank. Eight and one half (8-1/2") inch (215 mm) maximum length, overall. Shanks may be fixed or loose;

B. Mouthpieces. Bars must be round, oval, egg-shaped, smooth and unwrapped metal of five-sixteenth (5/16") to three-fourth (3/4") inch (8-10 mm) in diameter, measured one (1") inch (25 mm) from the cheek. However, wire on the sway bars (above the bars and attaching to the spade) of a traditional spade bit is acceptable. They may be inlaid, but must be smooth or latex wrapped. Nothing may protrude below the mouthpiece (bar), such as extensions or upward prongs on solid mouthpieces. A three piece, connecting ring of one and one-fourth (1 1/4") inches (32 mm) or less in diameter, or a connecting

flat bar of three-eighths (3/8") inches to three-fourth (3/4") inches (8-10 mm), measured top to bottom with a maximum length of two (2") inches (50 mm), which lies flat in the horse's mouth is acceptable;

C. A linked mouthpiece with minimum 3/8" (10 mm) diameter that is smooth with movable links that are solidly attached to the shanks;

D. Port. Must be no higher than three and one-half (3 1/2") inches (40 mm) maximum, with rollers and covers acceptable. Broken mouthpieces, half-breeds and spades are standard;

E. Curb Straps. Curb chains are permissible, but must meet the approval of the judge, must be at least one-half (1/2") inch (15 mm) in width, and must lie flat against the jaw of the horse. When a curb bit is used, a curb strap or curb chain is required. Curb chains cannot be tied to the bit with string or cord. A broken strap or chain is not necessarily cause for disqualification.

3321. Prohibited bits. Slip or gag bits, and donut or flat polo mouthpieces are not acceptable. Slip or gag bits are permitted in speed events.

3322. Reins. In regards to horses shown in western pleasure, western horsemanship, reining, working cowhorse, western riding, trail, and in the ranch division, the reins must be carried as follows:

A. Junior Horses. Horses five (5) years old and under that are shown with a bosal or snaffle bit, may be ridden with one or two hands on the reins. The tails of the reins must be crossed on the opposite side of the neck when riding with two hands on split reins except in working cow horse and reining. The rider's hands should be carried near the pommel and not further than four (4") inches out on either side of the saddle horn. The rider's hand must be steady with very limited movement. A tight rein is at no time acceptable. When riding with one hand refer to **B.** Closed reins (example mecate) may not be used with a snaffle bit. EXCEPTION: Versatility Ranch Horse, Working Cow Horse and Reining where a mecate is permitted.

B. Senior Horses. Horse six (6) years of age and older must be ridden with one (1) hand on split reins. The hand is to be around the reins and cannot be changed during the performance except in those events which specifically state otherwise. The tails of the reins are to fall on the same side of the horse as the hand being used. I.e. Reins held in left hand are to fall on the left side of the horse. The index finger or first finger only is permitted between reins and a violation of this rule is an automatic disqualification.

C. Roping and Speed Events. Horse may be shown one handed or two handed with open or closed reins. Tie downs are acceptable. Use of hackamore (including mechanical hackamore) or other type of bridle is the option of the contestant. The judge(s) shall have the authority to require the removal or alteration of any piece of equipment or accouterment which, in his/her opinion, is unsafe, would tend to give a horse an unfair advantage or which s/he believes to be inhumane.

3323. Snaffle Bits Reins. In the event a horse (five years of age or younger) is shown with a snaffle bit or bosal in any of the following stock type classes, the rider may show with one or two (2) hands on the reins:

A. All Ranch division classes;

B. Reining;

C. Trail;

D. Western Pleasure;

E. Western Riding;

F. Working Cowhorse;

G. Western Horsemanship;

3324. Any horse of any age shown in any novice youth or novice amateur class may be shown two handed with a snaffle bit/hackamore.

3325. Romal. Whenever this Handbook refers to romal, it means an extension of braided or round material attached to closed reins.

A. This extension is to be allowed to be carried in the free hand with a sixteen (16") inch spacing between the reining hand and the free hand holding the romal;

B. When using romal reins, the rider's hands shall be around the reins with the wrists kept straight and relaxed, the thumb on top and the fingers closed lightly around the reins. When using a romal, no fingers between the reins are allowed. The free hand may not be used to adjust the rider's length of rein in any reining class. During reining the use of the free hand while holding the romal to alter the tension or length of the reins from the bridle to the reining hand is considered to be the use of two hands and a score of 0 will be applied, with the exception of any place a horse is allowed to be completely stopped during a pattern. In all other classes, including the reined portion of working cow horse,

the free hand may be used to adjust the rider's length of rein.

C. The romal shall not be used forward of the cinch or to signal or cue the horse in any way. Any infraction of this rule shall be severely penalized by the judge.

D. In all western classes, excess rein(s) may be straightened or disintagled anytime during the class, provided the rider's free hand used to straighten or disintagle remains behind the rein hand. Any attempt to alter tension or length of the reins from bridle to rein hand is to be considered use of two hands and a penalty score of zero or disqualification will be applied.

3326. Saddles. In the ST Division western classes, except team penning, ranch sorting, roping and speed events, horses will be shown in a western saddle. A western saddle is a common type of saddle distinguished by a large noticeable fork on which there is some form of horn, a high cantle and large skirts. Silver equipment will not count over a good working outfit.

3327. Optional Equipment.

A. A rope or riata, if used, must be coiled and attached to the saddle;

B. Hobbles, if used, must be attached to the saddle;

C. Tapaderos, except in Working Cowhorse, where they are not allowed;

D. Spurs. If worn, may not be used forward of the cinch;

E. Protective boots, leg wraps and bandages are allowed in reining, working cow horse, team penning, barrel racing, pole bending, stake racing, jumping, tie-down roping, breakaway roping, dally team roping-heading, dally team roping-heeling, cutting, western horsemanship, versatility ranch horse, ranch riding and ranch trail. The use of slip on (easy care) horse boots or related footwear are not considered as protective boots and are permissible to be worn in all classes.

3328. Prohibited Equipment.

A. Chain, wire or metal tie-downs or bonnets are prohibited, regardless of how padded or wrapped;

B. Any curb strap narrower than one-half (1/2") inch (15 mm); belly bands, unprotected lip chains, for halter/color classes, saw tooth bits, hock hobbles, tack collars, tack curb straps or tack hackamores, whips used for showmanship, war bridles or like device; riding in a curb bit without a curb strap; wire or solid metal curb straps no matter how padded, wire cavesson; wire or cable tie downs; bumper bits; metal bosals (no matter how padded); chambons; headstalls made of metal (no matter how wrapped or padded), twisted rawhide, or rope may not be used on a horse's head (3/8 inch rope may be used with a slip/gag bit or bonnet); running martingales used with curb bits used without rein stops; draw reins attached between or around the front legs will not be allowed at PHBA-approved events;

C. Martingales, and draw reins, except for speed events, team penning and ranch sorting;

D. Protective boots, leg wraps and bandages are prohibited in western pleasure, trail, halter, western riding and showmanship;

E. Fenders may not be connected by string or any other material;

F. Jerk lines for roping;

G. Tack collars for roping;

H. Tie-downs may not have a built in cavesson or noseband. Cavesson or noseband of any kind may not be used during competition.

ST DIVISION ROPING/SPEED EVENTS

3329. ST Division roping, speed events, team penning, ranch sorting and cowboy mounted shooting western type equipment must be used. Use of a rawhide or mechanical hackamore or other type of bridle is the optional choice of the contestant. However, mechanical hackamore nosepieces must be covered in leather and cannot have visible or bare metal in contact with the horse's head. The diameter of mouthpieces, length of shank and use of curb straps or chains must comply with PHBA rules. The judge or show steward may prohibit the use of any bits or equipment s/he may consider inhumane or would tend to give a horse/rider an unfair advantage.

3330. Exhibitors are allowed to roll over times in speed events. If an exhibitor is eligible to show in multiple classes, they may make one run and declare in advance that particular run will carry over or roll over to the other class(es) entered. This applies to novice youth, youth, novice amateur, amateur, and select amateur exhibitors. The exhibitor must declare at time of entry if any times are to be rolled over and to which particular class(es). An entry fee and any additional charges will be paid for each class entered. An exhibitor may not declare to roll over a

time once the classes have begun or have a time rolled over to any class that has already been held. They will make their run in the first class that they are entered according to the show schedule. They will be included in the draw for that class but are not to be placed in the draw for the upcoming class(es) they have declared so as not to affect the draw for those particular class(es). The announcer should also announce on the initial run whether or not the time is going to be rolled over to any subsequent class. If a show is being held where there are multiple judges, and the class is held one time then the time will be noted for each judge in the appropriate class(es) entered and declared. If the show is a circuit with multiple days, then an entry and declaration must be made for the separate show days. Once the class has started an exhibitor declaring a time will carryover cannot decide to run independently.

3331. Tie downs; used for roping, speed events, team penning, ranch sorting, and cowboy mounted shooting must be leather, flat nylon or rope a minimum of 3/8 inch in diameter.

3332. Prohibited equipment.

A. Jerk lines;

B. Tack collars.

3333. Bonnets (tie down that goes over the poll and/or across the forehead) made of rope, flat nylon webbing or leather only (minimum 3/8 inch diameter) are permitted.

3334. Martingales and draw reins are permitted for speed events, team penning, ranch sorting and cowboy mounted shooting. However, martingales used with curb bits must have rein stops. Draw reins may not be attached between or around the front legs.

ST DIVISION ENGLISH CLASSES

3335. Bits. An English snaffle (no shank), pelham, kimberwick and/or a full bridle (two reins), all with cavesson noseband and plain leather brow band is required.

A. In reference to mouthpieces, nothing may protrude below the mouthpiece (bar). Solid and broken mouthpieces must be five-sixteenth (5/16") to three-fourth (3/4") inch (8 mm to 20 mm) in diameter, measured one (1") inch (25 mm) from the cheek and have a port no higher than one and one-half (1 1/2") inches (40 mm). They may be inlaid, synthetic wrapped, including rubber or plastic or incased, but must be smooth. Leather bits to be solid, smooth, rolled leather (15mm-20mm) measured one inch from cheek with no port. On broken mouthpieces only connecting rings of one and one-fourth (1 1/4") inches (32 mm) or less in diameter or connecting flat bar of three-eighths (3/8") to three-fourth (3/4") inches (10-20 mm), measured top to bottom with a maximum length of two (2") inches (50 mm), and which lie flat in the horse's mouth are acceptable. Snaffle bit ring may be no larger than four (4") inches (100 mm);

B. Smooth, round, oval, egg-shaped, slow twist, corkscrew, single twisted wire, double twisted wire and straight bar or solid mouthpieces with a maximum of one and one-half (1 1/2") inch (40 mm) high ports are allowed;

C. Bits of any style (pelham, snaffle, kimberwick) featuring mouthpieces with cathedrals, donut, prongs, edges, or rough, sharp material shall be cause for elimination. Square stock, metal wrapped or polo bits shall be cause for elimination;

D. Any bit having fixed headstall and/or fixed rein requires use of a curb chain. If a curb bit is used, the chain must be at least one half (1/2") inch (15 mm) in width and be flat against the jaw of the horse.

3336. Saddles. Saddles must be of black and/or brown leather of traditional hunter or forward seat type. These may have a knee insert on the skirt. Saddle pads should fit size and shape, except when necessary to accommodate numbers on both sides, for which a square pad or suitable attachment may be used. Saddle pads and attachments shall be white or natural color with no ornamentation.

3337. Optional Equipment.

A. Spurs of the unrowelled type that are blunt, round, or that include a smooth rolling rubber or stainless steel ball no longer than one inch; Slip on spurs are prohibited;

B. Crop or bats;

C. Gloves;

D. English breast plate;

E. Braiding of mane and/or tail in hunt style;

F. Standing or running martingales in working hunter, jumping and equitation over fences only.

G. Protective boots, leg wraps and bandages are allowed in jumping, hunt seat

equitation on the flat and hunt seat equitation over fences.

H. Half Chaps, must be smooth brown or black leather

3338. Prohibited Equipment.

A. Draw reins;

B. Rowelled spurs;

C. Standing or running martingales, except working hunter, jumping and equitation over fences;

D. Protective boots, leg wraps and bandages are prohibited in pleasure driving, hunter under saddle and boots of any description (except outdoors during inclement weather) in hunter hack, green working hunter and working hunter. The use of slip on (easy care) horse boots or related footwear are not considered as protective boots and are permissible to be worn in all classes;

E. Leg wraps, figure eight or flash cavessons, except in jumping;

F. Rubber reins (except jumping);

G. Slip on spurs;

H. The stirrup leather, saddle pad or stirrup iron may not be connected by string or any other material.

PLEASURE DRIVING CLASSES

3339. Whip. A whip suitable to the cart.

3340 Harness. Light horse breast collar harness to include surcingle with shaft tie-downs and crupper, standard bridle, overcheck or check reins.

3341 Bridle/Bit. Only traditional driving bits: half cheek snaffle, Liverpool, elbow driving bit and Bradoon overcheck bits are acceptable. Mouthpieces must be of the same dimensions as required in **Rule 3335**.

A. If a curb chain is used, it must be at least 1/2" in width, and be flat against the jaw of the horse.

3342. Cart. The cart shall be a pleasure-type two-wheeled single horse cart with seats for one or two persons. All carts must be basket-type, equipped with 24 inch through 48 inch cart wheels. No stirrup-type carts or sulkies. The exhibitor shall be the only person permitted in such cart while the horse is being exhibited, and no pets shall be allowed in such cart during such exhibition.

A. Optional Equipment

1) Blinders

2) Breeching, shaft keepers or thimbles

3) Running martingales

4) Cavesson nosebands

5) Dash and basket cover

B. Prohibited Equipment

1) Wire chin straps, regardless of how padded or covered

2) Excessive ornamentation on harness, bridle or cart shall be penalized.

REMOVAL/ALTERATION OF EQUIPMENT

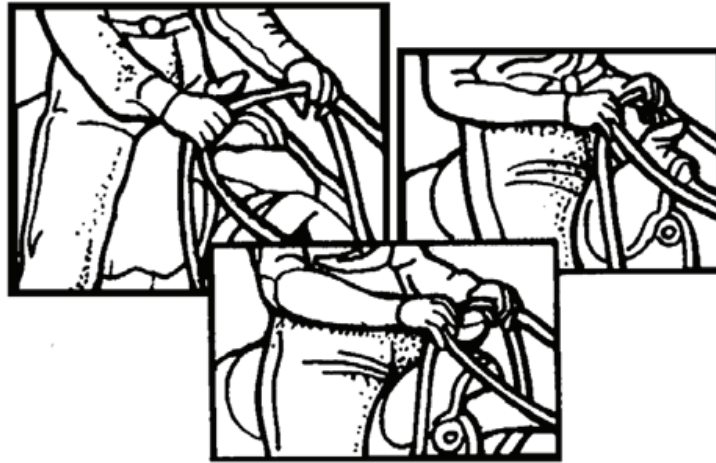
3343. In any approved performance class, the judge or show steward shall have the authority to require the removal or alteration of any piece of equipment or accouterment which, in his/her opinion, is unsafe, would tend to give a horse an unfair advantage or which s/he believes to be inhumane.

3344. Any time a horse is ridden with a bosal and has an open, raw, or bleeding sore that comes in contact with the bosal the horse must be excused. If the horse appears sullen, dull, lethargic, emaciated, drawn or overly tired, the performance of the horse is to be penalized at the judge's discretion.

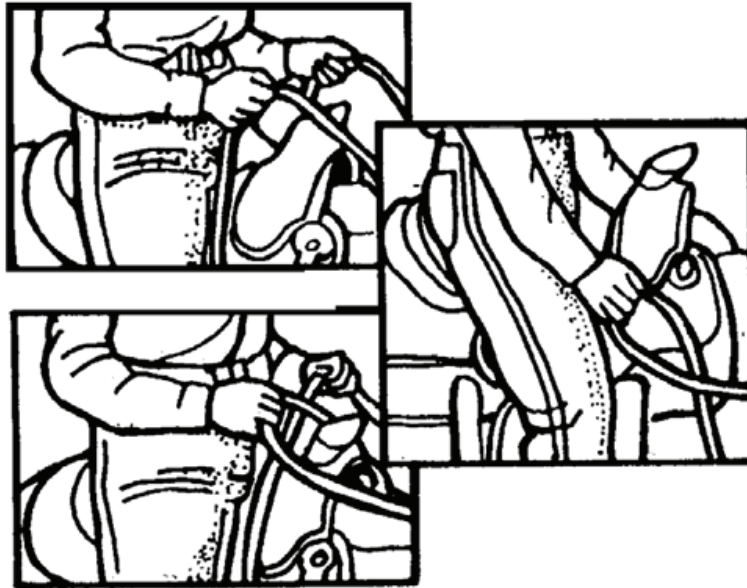
3345. Any time a horse's mouth is tied or fastened, the horse shall be disqualified.

3346. Any time a horse's mouth is bleeding, in a performance class, the horse shall be disqualified at the judge's discretion.

HAND POSITIONS



Examples of Acceptable Hand Positions



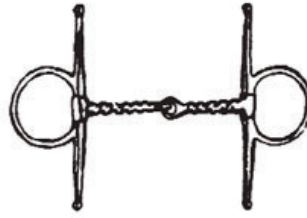
Examples of Unacceptable Hand Positions

ACCEPTABLE ENGLISH BITS

FOR ALL AGES



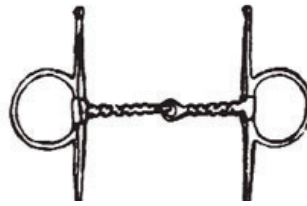
SLOW TWIST



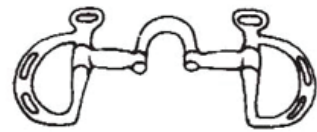
CORKSCREW



DOUBLE TWISTED WIRE



SINGLE TWISTED WIRE

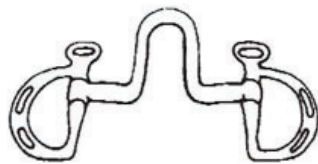


CORRECTION BIT

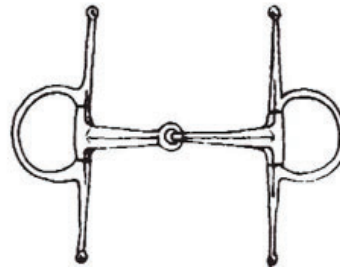


SNAFFLE BIT WITH
CONNECTING FLAT BAR

**UNACCEPTABLE ENGLISH BITS
FOR ALL AGES**



EXCESSIVE PORT

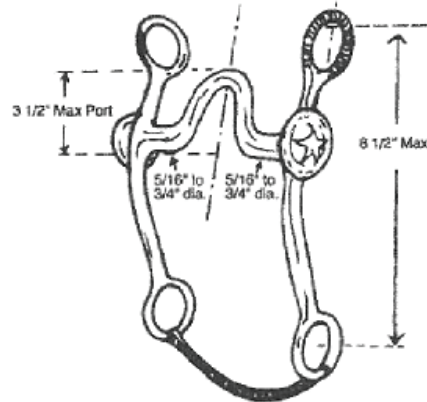


TRIANGULAR MOUTH

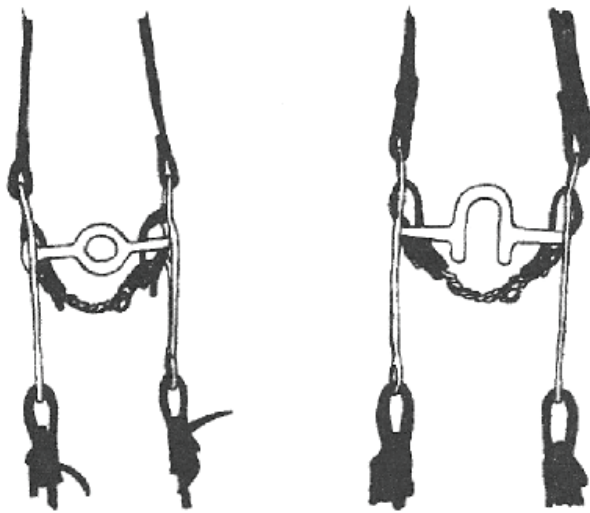
ACCEPTABLE CHAIN CHIN STRAPS



LEGAL BITS

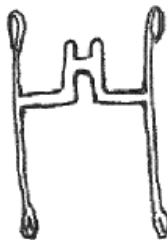


ILLEGAL BITS



DONUT BIT

PRONG BIT



Upward Prong Bit

HALTER CLASSES

3350. Emphasis on Color. Since one of the major purposes of PHBA is to standardize the color of Palominos, it is understandable that emphasis in the halter or breeding classes should be given for color.

3351. Conformation. A halter class is judged based on the horse's conformation. The purpose of the class is to preserve ideal type Palomino horse by selecting well-mannered individuals in the order of their resemblance to the breed ideal and that are the most positive combination of balance, structural correctness, and movement with appropriate breed and sex characteristics and adequate muscling.

A. The Ideal Palomino Horse Conformation. The ideal Palomino Horse shown at halter is a horse that possesses the following: eye appeal that is the result of harmonious blending of an attractive head, refined throat latch, well-proportioned, trim neck, long sloping shoulder, deep heart girth, short back; strong loin and coupling, long hip and croup, and well-defined and muscular stifle, gaskin, forearm and chest. These characteristics should be coupled with straight and structurally correct legs, feet that are free of blemishes. The horse should be a balanced athlete that is muscled uniformly throughout

- 1) All horses whose registration certificates are marked with a Parrot Mouth notation (**see Rule 574**), cryptorchid notations (**see Rule 575**) are ineligible to compete in halter classes.
- 2) All lame horses should be excused from the ring prior to all final placing by the judge.

3352. Judging Percentages. In all halter or breeding classes, the following percentages shall be used:

- A. Ten (10%) percent color;
- B. Eighty (80%) percent conformation;
- C. Ten (10%) percent manners and way of going.

3353. Rating conformation depends upon objective evaluation of the following four traits: balance, structural correctness, breed and sex characteristics and degree of muscling. Of the four, balance is the single most important, and refers to the structural and aesthetic blending of body parts. Balance is influenced almost entirely by skeletal structure.

3354. Faults, to be judged according to severity:

A. Major Faults in Balance:

Steep shoulder
Long back
Weak loin
Short croup
Steep croup
Weakness behind the withers
Shallow heart girth
Extremely short legs or long legs in relation to the heart girth
Extremely unlevel from withers to croup
Extremely unproportional with the shoulder, back or stifle being greatly different in lengths when viewed from the side

B. Minor Faults in Balance:

Moderate slope to the shoulder
Slightly long in the back
Slightly weak in the loin
Slight steepness to the croup
Slight rounding of the croup
Slight weakness or dip behind the withers
Slightly shallow in the heart girth
Shorter legs or longer legs than depth of heart girth
Slightly unlevel from withers to croup
Slightly unproportional with the shoulder, back or stifle being different lengths when viewed from the side

C. Major Faults in Structural Correctness:

Steep shoulder that only allows for 4 or less inches of depth of chest
Long back that gives the appearance of being much longer than the shoulder length and hip length when viewed from the side
Weak back that gives the appearance of being much more than two inches from the top of the withers
Front legs from the front when the knee joint is obviously to the inside or outside of a straight line
Front legs from the front when the fetlock joint is obviously deviated to the inside or outside of a straight line

Front legs from the front when the hoof is severely deviated to the inside or outside of a straight line possibly causing interference when tracking
Front legs from the side when the knee is forward of a straight line and can never come close to locking into a straight line
Front legs from the side when the knee is anywhere behind a straight line or referred to as calf-kneed
Front legs from the side when the pastern is directly above and runs straight from the pastern joint to the hoof with little or no angle
Rear legs from the rear when the point of the hock is obviously to the inside or outside a straight line running from the point of the hip
Rear legs from the rear when the hooves are obviously deviated to the inside or outside of the straight line from the point of the hip
Rear legs from the side when the hock joint itself (only looking at the hock joint) is anything greater than a 160-degree angle or less than 130 degrees
Rear legs from the side when the pastern joint is directly above and runs straight from the pastern joint to the hoof with little or no angled

D. Minor Faults in Structural Correctness:

Steep shoulder that allows for some depth of chest but not at the proper 45-degree angle
Long back that is longer than the shoulder or hip lengths when viewed from the side
Weak back that is less than two inches from the top of the withers to the back, but still shows
Weakness Front legs from the front where there is a slight deviation of the knee joint to the inside or outside of a straight line
Front legs from the front where the fetlock joint is deviated to the inside or outside of a straight line
Front legs from the front when the hoof is deviated to the inside or outside of a straight line, but not severe enough to interfere when tracking
Front legs from the side when knee is slightly forward of a straight line and can lock into a straight line
Front legs from the side when the knee is only slightly behind the vertical or slightly calf-kneed
Front legs from the side when the pastern has some angle from the pastern joint to the hoof, but not enough angle to give proper concussion
Rear legs from the rear when the point of the hock is to the inside or outside of a straight line running from the point of the hip
Rear legs from the rear when the hooves are deviated to the inside or outside of a straight line from the point of the hip
Rear legs from the side when the hock joint itself (only looking at the hock joint) is slightly outside the boundaries of ideal which vary from 135 degrees to 150 degrees
Rear legs from the side when the pastern joint has some angle, but lacks the correct angle to give proper concussion

E. Severe Fault in Quality, Gender or Breed-Type Characteristics:

The horse shall be heavily penalized, so as to not be placed over a horse in a point-earning placing:

Horses 14 hands or less for horses ages 3 and over

Horses that are gaited (rack or pace) in Stock Type division

F. Major Fault in Quality, Gender or Breed-Type Characteristics:

Excessively long head

Roman nose

Pig eyed

Excessively long ears

Excessively narrow between the eyes

Excessive bulge between the eyes

Floppy ears

Poor set ears or ear with bad expression

G. Minor Faults in Quality, Gender or Breed Type Characteristics:

Long head

Small bulge between the eyes

Pin eared

Narrow between the eyes

Small eyes

Long ears

Offset ears

Excessively small nostrils

H. Major Faults in Muscling:

Chest muscling that appears as a wide flat or no V

Chest muscling that appears to be less than 6 inches from the neck/chest junction to the floor of the chest when viewed from the front

Shoulder muscling that appears to be less than half the length of the back or stifle when viewed from the side

Forearm muscling that has little or no bulge or definition

Forearm muscling that fails to tie in high with no blending to the chest or knee

Stifle muscling that appears more narrow than the top of the hip when viewed from the rear giving an appearance of being “apple butted”

Stifle muscling that appears flat with little or no definition

Stifle muscling that appears to be less than half the length of the back or extremely short with no length when viewed from the side

Gaskin muscling that has little or no bulge. Gaskin muscling that fails to tie in high with no blending to the stifle or hock

I. Minor Faults in Muscling:

Chest muscling that appears to have an inverted V, but lacks the depth of high quality muscling

Chest muscling that appears more than 6 inches in depth from the neck/chest junction, but lacking true high quality depth of chest

Shoulder muscling that is proportional in length when viewed from the side, but not equivalent to the back and stifle

Forearm muscling that has definition, but lacks the bulge of high quality muscling

Forearm muscling that ties in and blends into the chest and knee, but lacks the bulge and definition of true high quality muscling

Stifle muscling that appears to have definition, but lacks the bulge and width of true high quality muscling

Stifle muscling that appears shorter when viewed from the side in comparison to the back and chest, but is still proportional. Gaskin muscling that has definition, but lacks the bulge of high quality muscling

Gaskin muscling that ties in and blends into the stifle and hock, but lacks the bulge and definition of true high quality muscling

3355. Procedure for judging. Horses will walk to the judge one at a time. As the horse approaches, the judge(s) will step to the right (left of the horse) to enable the horse to trot straight. At the cone, the horse will continue trotting, turn to the left and trot toward the arena fence or wall on a perpendicular line. After trotting, horses will be lined up head to tail for individual inspection by the judge(s). The judge(s) shall inspect each horse from both sides, front and rear.

A. A well-mannered horse is a horse that is under control by the exhibitor while tracking and standing for inspection and is reasonably still and flat-footed while standing for inspection.

B. For purposes of this rule, the term “disruptive behavior” includes, but is not limited to rearing, striking, biting, or backing or falling into others.

C. Judges should disqualify and excuse from the ring prior to final placing a horse that:

- 1) exhibits disruptive behavior such that it or other horses are unable to be inspected by the judge;
- 2) exhibits disruptive behavior such that the safety of it, the handler, an exhibitor, a judge or another horse is endangered;
- 3) is not under the control of the exhibitor;
- 4) becomes detached from the exhibitor;
- 5) has fallen and is on its side with all four feet extended in the same direction;
- 6) is observed with blood on its body, including, but not limited to, the nose, chin, mouth, tongue, or gums, regardless of cause; or
- 7) is lame;
- 8) fails to complete the prescribed pattern correctly in three (3) attempts.

D. Rather than disqualify, a judge may choose to fault a horse that is exhibiting disruptive behavior so long as such disruptive behavior does not qualify as being any of the behaviors described in 1 – 7 immediately above.

E. If a horse exhibits disruptive behavior described in 1 - 7 immediately above and causes other exhibitor(s) to lose their horse(s), only the initiating horse will be disqualified and excused. The decision of the judge(s) will be final.

F. All stallions two years old and over shall have two visible testicles. All mares and stallions shall be examined for parrot mouth. All lame horses, cryptorchids and parrot mouth horses should be disqualified by the judge on each individual placing card;

G. The exhibitors may line the horses in a head to tail order according to each judge placing.

H. In no individual halter classes may horses from two sex divisions be exhibited in the same class.

3356. Mandatory Examination For Soundness. Refer to **Rule(s) 3165-3166.**

3357. Approved Halter Classes. The following halter classes are approved for the ST and PT divisions:

3358. Stallion Halter Classes:

- A. Weanling stallions (foaled in calendar year of show)
- B. Yearling stallions (foaled in calendar year preceding show)
- C. Two-year-old stallions
- D. Three-year-old stallion
- E. Aged stallions (four-years-old and older)
- F. Performance Stallions
- G. Grand Champion Stallion
- H. Reserve Champion Stallion

3359. Mare Halter Classes: Spayed Mares are ineligible to compete except in performance halter and versatility ranch horse conformation classes but are not eligible for grand and reserve.

- A. Weanling mares (foaled in calendar year of show)
- B. Yearling mares (foaled in calendar year preceding show)
- C. Two-year-old mares
- D. Three-year-old mares
- E. Aged mares (four-years-old and older)
- F. Broodmares. Mares which have produced a foal in the current year and/or are certified in foal by a veterinarian. A broodmare is defined as a mare who is currently in foal carrying a foal or who has carried and delivered a foal during the year of competition. Mares who have produced a foal by embryo transfer are not eligible to show in broodmare competition.

- 1) Mares may be any age
- 2) Mares shown in the broodmare class are not eligible to compete in mare halter classes listed above
- 3) Mares shown in mare halter classes listed above are not eligible to compete in a broodmare class

- G. Performance Mares
- H. Grand Champion Mare
- I. Reserve Champion Mare

3360. Gelding Halter Classes:

- A. Weanling geldings (foaled in calendar year of show)
- B. Yearling geldings (foaled in calendar year preceding show)
- C. Two-year-old geldings
- D. Three-year-old geldings
- E. Aged geldings (four-years-old and older)
- F. Performance Geldings
- G. Grand Champion Gelding
- H. Reserve Champion Gelding

PERFORMANCE HALTER

3361. Performance Halter

A. The performance halter class is required in the Open, Amateur and Youth divisions when halter classes are offered. Only an all-age class will be held. Separate classes will be held for stallions, mares and geldings in the Open and Amateur divisions. Separate classes will be held for mares and geldings in the Youth division.

B. First and second place in the performance halter class will be eligible for Grand and Reserve in each sex division. The number of entries in the performance halter class count toward the total for each sex division in determining points for Grand and Reserve.

C. To be eligible to compete in the performance halter class,

- 1) horses that have earned a Register of Merit in performance. Register of Merits in Showmanship at Halter, all Walk-Trot divisions, and/or Western Parade will not apply in any division. Proof of Register of Merit must be provided to show management.
- 2) horses which are competing in a performance class at the same show may also be shown in performance halter. Horses must be ridden or driven at that show. Walk-Trot classes, Showmanship at Halter and/or Western Parade do not count as an eligible performance class. EXCEPTION: PHBA

World Championship Show).

D. The Register of Merit applies to the horse. If the horse is transferred, the horse is eligible to compete with the new owner if the performance Register of Merit was earned in that particular division.

E. A horse may not show in the age division halter class and the performance halter class at the same show in a particular division.

GRAND AND RESERVE CHAMPION PROCEDURE

3362. Procedure. When the judging of all halter classes of one (1) sex has been completed, all first and second place class winners of that sex division shall return to the ring with the first place class winners in a line and the second place horses from each class in another line.

3363. The judge shall select the Grand Champion Stallion, Mare or Gelding from one of the first place class winners.

3364. The steward shall then take the second place horse in the class from which the Grand Champion had been selected and place it in the line with the first place class winners, to be judged equally for the title of Reserve Champion stallion, mare or gelding.

3365. If the first place horse does not return for any reason, the second place horse will move up to the first place line and be considered for Grand and Reserve. The third place horse cannot move up to second for Grand and Reserve. All first place horses will retain points in their respective class.

3366. Two (2) or more separate classes of different age divisions or an age division and Performance Halter must be held, and if there are three (3) or more horses exhibited in the sex division, before the titles of Grand and Reserve Champion of that sex can be awarded.

GROUP HALTER CLASSES

3367. The following are additional classes that are recommended if interest or entries justify them, but no PHBA points will be awarded. Horses shown in a group class must be eligible to show in their individual halter class at the show.

3368. Produce of Dam. Two Palomino produce or two (2) Palomino Bred produce or a combination of one (1) Palomino produce and one (1) Palomino Bred produce. (either sex can show).

A. Mares need not be present and do not necessarily have to be Palominos;

B. The produce do not have to be owned by the owner of the dam.

3369. Get of Sire. Three (3) Palomino get or three (3) Palomino Bred get or a combination of three (3) Palomino and Palomino Bred get. (either sex can show)

A. Sires need not be present and do not necessarily have to be Palomino;

B. The get do not have to be owned by the owner of the sire.

3370. Mare and Foal. Palomino mare with Palomino foal or a Palomino Bred mare with a Palomino foal of the current year to be shown. Mare and foal do not have to be owned by the same owner.

3371. Exhibitor's Group. Group of three Palominos or three (3) Palomino Bred or combination of three (3) Palominos and Palomino Breds of any age or sex, all owned or leased by one (1) Exhibitor.

COLOR CLASS

3372. Judging Emphasis. The judging of a color class shall be one hundred (100%) percent on color only.

A. The ideal body coat is approximately the color of a United States gold coin.

B. The following body color traits are not acceptable:

1) A brown or black dorsal strip along the spine;

2) Alternating bands of lighter and darker hairs running around the legs (zebra stripes) or across the withers (wither or neck stripes)

3) Spotting and/or coat characteristics typical of paints, pintos, appaloosas and cremells or perlinos;

4) White hairs interspersed within the coat associated with the roan, grey or rabicano patterns;

C. Acceptable individuals may have color variations either lighter or darker, but such variations shall receive equally lesser color score;

D. Purity of color and brightness of coat are desirable;

E. Horses must not show evidence of alterations of body coat color except for brands tattoos, and/or scars that are recorded on the registration certificate for the purpose of security/indentification.

3373. Mane and Tails.

A. Horses with tails which have been lengthened with hair to hair attachments, in compliance with **Rule(s) 3163 D**, will not be allowed to exhibit in the Color Class.

B. Purity of color is desirable and the presence of dark hairs will lower color score;

C. Horses must not show evidence of bleached manes or tails or evidence of enhancement by the use of white powders, sprays or other whitening products. Judge(s) should handle each mane and tail to ensure no such enhancements have been used. These will result in disqualification.

D. All Palominos shall have natural tails.

E. Manes must be at least two (2) inches long and lie smoothly on the side of the horse's neck. Roached manes are prohibited.

3374. Class Divisions. This class may be open to horses from all divisions, or it may be divided into color class, ST Division; and color class, PT Division.

A. This class will be open to horses of all ages and will be divided into Open, Amateur and Youth divisions.

MISCELLANEOUS CATEGORY

HUNTER IN HAND

3375. Class Procedures

A. Horses will be judged individually on the triangle, following a posted order.

B. The horses will approach the judging area (A) and set up for inspection in the "open" position (i.e. with all four legs of the horse visible by the judge standing on either side of the horse). The judge shall inspect each horse from the front, rear and both sides.

C. At the judge's request, the horse will then walk the small triangle ABCA. The horse will continue on at a trot following the large ADEA.

D. At the completion of the judging, the handler will lead the horse away from the judging area. As one horse leaves, the next one will enter the judging area promptly. When all horses in the class have completed the triangle, they may be lined up for judges to place, or "ringing" (walking in a large group circle around the judges) may be used.

E. An exhibitor may show more than one horse in a class on the triangle. In this case, a helper may assist in bringing the horses back for ringing or final inspection.

F. This class will be open to horses of all ages and will be divided into Open, Amateur and Youth divisions.

3376. Scoring System: 60% movement, 30% conformation, 10% temperament.

3377. One Point Penalty

A. Break of gait at a walk or trot for two strides or less

3378. Three Point Penalties

A. Break of gait at a walk or trot for more than two strides

B. Knocking over cones

3379. Five Point Penalties

A. Refusal

B. Back, rear, strike, or kicking

3380. Disqualification

A. Fall of horse or handler

B. Become detached from horse

C. Off Course

D. Not submitting to inspection prior to pattern

E. Lameness

F. Illegal Attire (jeans and/or western boots)

G. Illegal Equipment

3381. Equipment:

A. English headstall equipped with any acceptable single rein English bit (see English Performance specifications) and that complies with appropriate equipment rules for the age of the horse shown. English bridle is mandatory on horses two and older. **See Rule 3335. Bits**

B. For horses one year old and younger, the halter and lead must be a halter of plain leather. The chain on the lead may be over the nose or under the chin; however, no chains are allowed in the horse's mouth and no lip chains are allowed.

C. The use of a crop or bat is optional.

3382 Attire: See Rule 3305 J.

3383. A Register of Merit will be awarded for this class. However, it will not count

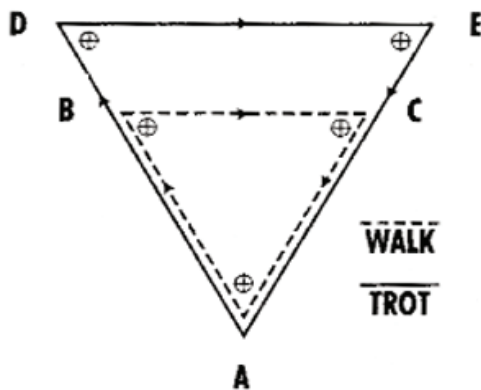
toward the PHBA Championship or PHBA Supreme Championship Award.

3384. There shall be an annual PHBA High Point Award in this class.

A. Points from this class shall not count toward PHBA Year-End High Point Awards or towards the 100 point novice status.

B. APA's shall decide whether points in this class shall count for High Point awards at their shows.

70 to 90 feet (21.34 to 27.43 m) between corner markers



APPROVED ST PERFORMANCE CLASSES

3385. Approved Classes

Barrel Racing
 Breakaway Roping
 Cutting
 Dally Team Roping Heading
 Dally Team Roping Heeling
 Flag Race
 Hunter Hack
 Hunter Under Saddle
 Jumping All Ages
 Yearling Longe Line (May 1-December 31)
 Two Year Old Longe Line (January 1-May 31)
 Pleasure Driving All Ages
 Pole Bending
 Ranch Horse
 Ranch Rail Pleasure
 Ranch Riding
 Ranch Reining
 Ranch Sorting
 Ranch Trail
 Reining
 Road Hack
 Steer Stopping
 Team Penning All Ages
 Tie Down Roping
 Trail
 Western Parade
 Western Pleasure
 Two Year Old Western Pleasure (June 1-December 31)
 Versatility Ranch Horse
 Western Riding
 Working Cow Horse
 Working Hunter
 Working Ranch Horse

STOCK TYPE PERFORMANCE CLASS RULES

LONGE LINE

3386. The Longe line class will be approved for

A. Yearlings. This class will be approved on or after May 1 through December

31;

B. Two Year Olds. This class will be approved January 1 through May 31.

3387. An exhibitor may show two horses in the longe line class. The same exhibitor must show both segments of the class. An additional handler may hold the second horse while the first horse is being worked. An additional handler may hold the first horse while the second horse is being worked. A maximum of two handlers may be used. In Amateur classes, any additional handlers must hold a current PHBA Amateur card. Exhibitors and handlers may not do anything to disturb any horses in the class while they change handlers, however if an exhibitor must exit the arena prior to the placings another exhibitor properly attired and wearing the correct number may stand-in once the conformation and longeing presentation is complete.

3388. Purpose. The purpose of showing a yearling on a longe line is to demonstrate that the horse has the movement, manners/expression/attitude, and conformation to become competitive under saddle. Therefore, the purpose of this class is to reward;

A. Quality of movement;

B. Manners/Expression/Attitude;

C. Conformation suitable to future performance;

D. The horse should be judged with its suitability as a future performer under saddle in mind. This class should define what it means to be a “western pleasure prospect” or “hunter under saddle prospect.” Because these are yearlings, they are not expected to demonstrate the behavior or quality of a finished show horse, but only that performance necessary for a reasonable presentation to the judge.

3389. Class Format. The class will consist of two parts:

A. A conformation inspection and;

B. A longeing demonstration lasting one and one-half minutes (90 seconds).

3390. Show Management is required to provide a five (5) minute warm-up period which may be suspended upon the consensus of all exhibitors in the class. This warm up period is closed to PHBA class contestants only and is prior to the start of the class.

3391. It is suggested that all yearling longe line classes be held in a one go format only.

3392. The use of a scribe for each judge is strongly recommended;

3393. The longeing demonstration will begin at the sound of a whistle or other audible indicator when the horse has reached the perimeter of his circle. Time will not begin until the horse reaches this perimeter. When the “begin” signal is given, the exhibitor will be allowed 1 and ½ minutes (90 seconds) to present the horse at all three gaits in both directions. At the end of 1 ½ minutes, the signal will be given to signify the end of the demonstration. Show management has the option of adding a “half-way” signal if they choose;

3394. The conformation inspection will occur prior to the longeing demonstration. Each entry will be walked into the arena to the judge and pause for evaluation individually. They will then trot off straight and around a cone and take a place on the wall inside the arena. All entries will be inspected in this fashion and as the “trot-off” is administered, horses showing evidence of lameness should be excused from the class at that time;

3395. It is recommended that longe line classes be shown in splits of no more than 15 horses at a time. Larger classes may also offer a finalists’ go-round before the class is placed;

3396. It is recommended that classes for the Amateur and the Open divisions be held separately. It is also recommended the Amateur division be held PRIOR to the Open class. Western and English horses may be combined in each division at the discretion of Show Management. If possible, it is recommended that the Amateur and the Open events be offered on separate days.

3397. Equipment. Horses are to be shown in a halter. Either a regular or a show type halter is acceptable.

A. For the longeing demonstration, the only attachment allowed to the halter is a longe line. The longe line may not exceed 30 feet with a snap attached to the halter. The longe line must hang free from the halter without touching any part of the horse. It is permissible to use a longe whip however, disqualification will occur anytime the exhibitor strikes the horse to cause forward or lateral movement at any time during the longeing demonstration;

B. No other equipment is allowed on the horse during the longeing demonstration portion of the class. Mechanical or retractable longe lines are not allowed;

C. For the conformation inspection, a lead shank, such as used in halter or showmanship classes may be exchanged for the longe line prior to the longe-

ing demonstration. No lip chains will be allowed.

D. Exhibitors are not to be penalized for using regular halters and plain longe lines, nor are they to be rewarded for using show halters and show longe lines. Only movement, manners/expression/way of going, and conformation are being judged. The type of equipment used is not to be a consideration in placing the horse as long as the equipment meets the requirements stated above.

3398. Attire. Conventional Western attire is mandatory; except if a prospect is considered to be a Hunter prospect then conventional English attire is suggested. Flat caps and fedoras are also acceptable. The type of attire worn by the exhibitor is not to be a consideration in placing the horse as long as the attire meets the requirements stated above.

3399. Gaits. Gaits are to be judged according to the PHBA rules for Gaits for Western Pleasure and Hunter Under Saddle classes.

3400. Conformation & Equipment Inspection. Each horse is to be inspected by the judge on conformation, proper equipment and for evidence of abuse, inhumane treatment, or violation of PHBA rules. Horses will not be allowed to show in illegal equipment or if there is evidence of abuse, of inhumane treatment, or of rule violations. It is mandatory that a horse must be tracked at a walk and jog/trot in the conformation portion of the class prior to longeing. Horses that show evidence of lameness will be excused prior to the longeing demonstration.

3401. Judging Procedures. Judge(s) will be outside the longeing circle. The exhibitor will enter the longeing area and await the audible start signal. When the signal is given, the exhibitor will be allowed 1 ½ minutes (90 seconds) to present the horse. At the end of 1 ½ minutes a signal will be given again to signify the end of the demonstration. Show management has the option of adding a "half-way" signal if they choose. (The signal may be a bell, whistle or announcement.)

A. Once the class has started, a horse warming up prior to their go may only warm up at the walk.

3402. The horse will be scored at all three gaits in both directions. Western Pleasure prospects are to show at the walk, jog, and lope. Hunter Under Saddle prospects are to show at the walk, trot, and canter. Any horse that does not exhibit these gaits in each direction will be disqualified from the class. Additionally, the judge shall immediately excuse any horse who exhibits obvious lameness at any time during the class. (**See Scoring.**) Exhibitors may begin work in the direction of their choice (counter or clockwise).

3403. At the end of 1 ½ minutes, a signal will be given and the exhibitor shall, at the request of show management, retire from the longeing area to the far side of the ring. The horses are to stand quietly on the wall while the other exhibitors present their horses.

3404. The horses are to be judged on Movement, Manners/Expression/Attitude, Conformation suitable to their purpose and use of circle. Judges should evaluate the movement of the horse as defined in the PHBA rules for gaits.

3405. If the horse is playing on the longe line, it shall not count against the horse. The judge will, however, penalize the horse for excessive bucking, or running off, stumbling, or displaying attitudes that are uncomplimentary to pleasure horses. Falling down will constitute disqualification.

3406. Exhibitors are encouraged to exhibit their horse making full use of a 25' radius circle, as they will be scored on this.

3407. The conformation inspection will occur as the horse is walked into the arena prior to the longeing demonstration at which time the judge will evaluate the horse for conformation suitable for future under saddle performance. The judges may not discriminate for or against muscling, but rather look for a total picture, emphasizing balance, structural correctness, and athletic capability.

3408. Scoring. The official PHBA Longe Line Scoring sheet must be used in each approved class by each judge. Use of a scribe for each judge is strongly recommended. The score sheet or a copy will be posted at the end of the class. These sheets will be returned with the PHBA show results. The horses with the highest scores are the winners, scoring will be basis of 0-infinity with 70 denoting an average performance. Each evaluated element will receive a score that will be added or subtracted from 70 and is subject to a penalty that should also be subtracted. The score reflects the horse's performance on that day. Conformation, Jog/Trot, Lope/Canter and Manners/Attitude will be scored on the following basis ranging from +3 Excellent, +2 Very Good, +1 Good, 0 Correct, -1 Poor, -2 Very Poor, -3 Extremely Poor and the Walk and Use of Circle will be scored on the following basis ranging from +1½ Excellent, +1 Very Good, +1/2 Good, 0 Correct, -1/2 Poor, -1 Very Poor, -1½ Extremely Poor. The judge(s) have the sole discretion to use their own personal preference to break any ties in total points.

3409. The PHBA requires that the score for each individual go be reflected on

a component-by-component basis using a scribe and an approved PHBA score sheet. This score sheet represents the judge's report to an exhibitor of how a score was derived, and it is critical that this report to the exhibitor be accurate.

A. The show management is responsible for re-certifying all scores and totals. If errors in tabulation have occurred they should be immediately corrected and new placings announced at the event. Ultimately, the PHBA office will review all score sheets and be responsible for their accuracy in documentation of PHBA points and official paybacks;

B. One key element in accurately describing the scoring of the entire run to the exhibitor is the judge's scribe. It is the show management's responsibility to supply a scribe at each PHBA approved longe line event; however, it is the judge's responsibility to ensure that the scribe is trained prior to the first go of the day. The judge must confirm that the scribe understands the fundamentals of recording both gait scores and penalties. It is recommended that judges verify that the addition of the gait scores and penalties are correct at the completion of each go. As part of the training process for the scribe, the judge should make certain that his/her communications are clear to the scribe. To ensure this clear communication, the judge and scribe should agree upon a method of speaking, so that gait scores and penalty scores are not confused. (Example: A judge will say a number for a gait score and will say "penalty" and a number for a penalty, thus allowing the scribe to place the appropriate score in the appropriate box on the score sheet.) If for any reason a judge does not feel a scribe is competent, he/she may ask show management to replace the scribe immediately. Judges must sign every completed score sheet.

3410. Judges are to evaluate movement based on the gait descriptions.

A. Walk. The walk will be scored on a scale of +1 1/2 to -1 in each direction, with 0 being average. The horse must be walked long enough for the judge to have sufficient time to evaluate and score the walk. Lower gait scores should reflect stumbling in the gait;

B. Jog or Trot. The jog/trot will be scored on a scale of +3 to -3 in each direction, with 0 being average/correct. Using a 25' radius, the horse should jog or trot a minimum of 1/2 circle both directions of the ring. Lower gait scores should reflect stumbling in the gait;

C. Lope or Canter. The lope/canter will be scored on a scale of +3 to -3 in each direction, with 0 being correct/average. Using a 25' radius, the horse should lope or canter a minimum of one full circle both directions of the ring. Lower gait scores should reflect stumbling in the gait;

D. Use of Circle. Scores for all gaits in both directions should reflect positive, consistent use of the 25' radius of the circle. Extra credit will be given for full, extended use of the circle on a slightly loose line. Lower gait scores should reflect lack of full use of the circle.

3411. Manners/Expression/Attitude will be scored on a scale of +3 to -3 in each direction, with 0 being average/correct. Horses will be penalized for obvious signs of overwork and sourness such as ear-pinning, head-throwing, striking, tail-wringing, or a dull, lethargic manner of going. They will also be penalized for dangerous behavior such as excessive bucking, cutting into the circle, or running off. Additionally, incidental touching the horse with the whip, cross-cantering, balking, backing up on the longe line and excessive urging from the exhibitor should be penalized accordingly.

3412. Conformation will be scored on a scale of +3 to -3 in each direction, with 0 being average/correct. The horse will be judged on conformation suitable to future performance as a Western Pleasure or Hunter Under Saddle competitor. The judges should look for a total picture, emphasizing balance, structural correctness, and athletic capability.

3413. Use of the circle. Consideration will be given to how well or how poorly the horse/exhibitor team uses the 25' radius of the longeing circle. A separate box on the scorecard is available to indicate an overall score (from +1 1/2 to -1 with 0 being average/correct) for use of the circle.

3414. Circle Scores. As described earlier, the PHBA has determined that a 25' radius is the appropriate size of circle in which to show a longe liner. It is the judge's responsibility to evaluate the circles and incorporate use of the circle in the gait scores based on the following scale:

A. +1/2 to +1 1/2 points (Good to Excellent Use of the Circle)

1) Horse consistently stays on the perimeter of the circle with slight looseness in the line. Horse turns around on the circle perimeter;

B. 0 points (Average/correct use of the circle)

1) Horse is only slightly inconsistent in using the 25' radius of the circle;

C. -1/2 to -1 1/2 points (Poor or unacceptable use of the circle)

- 1) Horse is shown in a circle radius of less than 25';
- 2) Potentially dangerous slack in the line;
- 3) Horse pulls exhibitor out of the circle.

3415. Other scoring considerations: This class should be looked upon as a class that defines what it means to be a "pleasure prospect" or "hunter prospect" suitable to become a future performer under saddle. Therefore, attitudes and attributes that contribute to becoming a future performer will be rewarded within the gait scores. Higher gait scores will reflect:

- A. Above average to exceptional manners, expression, alertness, responsiveness, and pleasant attitude;
- B. Above average to exceptionally smooth transitions between gaits;
- C. Above average to excellent cadence and consistency at all three gaits.

3416. Penalties and disqualifications:

A. Five (5)-point penalties will occur per direction:

- 1) Failure to walk less than two horse lengths.
- 2) Failure to jog/trot a minimum of 1/4 (quarter) of a circle.
- 3) Failure to demonstrate the correct lead for a minimum of 1/4 (quarter) of a circle.

B. Disqualification will occur in the following instances:

- 1) Evidence of lameness - judge will immediately excuse horse from the arena;
- 2) Blatant striking horse with the whip during the longeing demonstration that will cause forward or lateral movement;
- 3) Fall to the ground by horse;
- 4) Horse steps over or becomes entangled in the longe line;
- 5) Improper equipment, evidence of abuse, or other violation of PHBA rules;
- 6) Failure to show at all three gaits in both directions;
- 7) Exhibitors shows disrespect towards the judge(s);
- 8) Any time the horse becomes detached from the handler;
- 9) Failure to complete trot off for soundness in three (3) attempts.

PLEASURE DRIVING GAITS

3418. The following terminology shall apply to Pleasure Driving:

- A. Walk:** a natural, flat-footed, four-beat gait. Loss of forward rhythmic movement shall be penalized.
- B. Park gait:** a forward, free-flowing, square trot with impulsion. Loss of forward, rhythmic movement or jogging shall be penalized.
- C. Road gait:** an extended trot showing a definite lengthening of stride, with a noticeable difference in speed. Short, quick, animated strides and/or excessive speed shall be penalized.

PLEASURE DRIVING

3419. Judging Emphasis. The Purpose of the class is to evaluate the horse's ability and pleasurable attitude while pulling a cart. The horse should have an engaged trot with more impulsion and a long ground covering stride. Style, conformation and safety are paramount in this class. Horse should carry a natural balanced position with a relaxed head and neck. The poll should be level with, or slightly above the level of the withers. Maximum credit should be given to a horse that moves straight, with free movement, manners and a bright expression. The horse shall be severely penalized if the head is carried behind the vertical, is overflexed, excessively nosed out, or the poll is below the withers or exhibits lack of control by the exhibitor.

- A. A maximum of eighty (80%) percent for suitability for assuring a pleasurable drive;
- B. A maximum of twenty (20%) percent for condition and conformation.

3420. Class Procedure. Horses shall enter the ring the same direction. Each horse shall then be exhibited at the following gaits:

- A. The recommended class procedure is walk, park gait, road gait, park gait and walk;
- B. Each horse shall demonstrate each of the gaits in both directions of the show ring. At the direction of the ring steward, the change of direction shall be accomplished by the horse crossing the show ring while walking only;
- C. Each horse shall also be required to demonstrate its ability to back easily and straight, and stand quietly;
- D. Excessive animation and speed will be penalized;

E. Consistently showing too far off the rail shall be penalized according to severity.

3421. Carts. Horses shall compete harnessed to a cart.

A. The exhibitor shall be the only person permitted in such cart while the horse is being exhibited, and no pets shall be allowed in cart during such exhibition;

B. The cart shall be a pleasure type, two (2) wheel, single horse cart with seats for one (1) or two (2) persons. Dash and basket cover is optional;

C. All carts must be basket type equipped with twenty-four (24") inch through forty-eight (48") inch cart wheels;

D. No stirrup type carts or sulkies will be allowed.

3422. No exhibitor shall drive a horse while standing, kneeling or using a seat extension in the cart at any time. An exhibitor may momentarily rise if circumstances warrant. No horse shall be unbridled or unattended while hooked to a cart. Excessive noisemaking by exhibitors shall be penalized according to severity.

3423. Horseshoes. Horses must be shown with natural hooves and standard shoes. No extended hooves, heavy shoes, or toe weights are allowed.

ENGLISH GAITS

3424. The following terminology shall apply in all English classes whenever a specific gait is called:

3425. The Walk

A. Poor Walk - This horse may have an uneven pace that lacks a four beat cadence or have a stop and start or robotic appearance that resembles a march. He may appear nervous and on the muscle or intimidated and fearful of going forward. He may anticipate or try to jog or break or he may appear dull, bored and listless dragging his legs and losing rhythm and flow.

B. Average Walk - The horse will walk with a four beat gait, a balanced top line and a relaxed appearance. He may slow down some but still maintains forward motion. He keeps his body straight and has cadence and rhythm. All of this done correctly and with manners is average.

C. Good Walk - This horse has a four beat, a balanced and comfortable top line, relaxed demeanor and appears bright and attentive. He maintains rhythm, flow and cadence and travels straight with light contact from the reins. He reaches from his shoulder and tracks up from behind with his reaching legs staying close to the ground. His feet enter the ground softly and maintain the same pace coming out of the ground as he has going into it.

3426. The Trot

A. Extremely Poor Trot - This is a horse that cannot seem to do a two beat gait and appears very uncomfortable in his attempt to accomplish it. He does not have any flow or balance in his motion and appears uncomfortable to ride. He may be weak and sloppy in his hocks causing a loss of forward motion or use his hocks loosely or too far back causing a loss of cadence and rhythm. This also could be a horse that is misbehaving and is unwilling to perform the gait properly and therefore is not exhibiting acceptable motion.

B. Very Poor Trot - This is a horse that may have an uneven cadence or be unwilling to go forward. He may not keep an even and balanced motion with a level top line. This horse may appear quick legged or seem to move in an up and down fashion or may be on the muscle looking nervous and tense or he may be on a loose and sloppy rein causing a lack of collection or to travel heavy on the forehand. He may cover the ground by taking more frequent steps instead of correctly increasing the length of the strides.

C. Poor Trot - This is a horse with an average motion, exhibiting negative characteristics in their performance. For example, this horse may have an average trot gait but have a dull, unhappy or resentful expression.

D. Correct or Average Trot - This horse has a two beat diagonal gait in which the left front and right hind foot touch the ground simultaneously and the right front and left hind do so also. This is the standard trot and a horse **MUST** have a true two beat gait to be "average" or any of the levels higher than "average". He has a level top line, with a relaxed appearance and pleasant expression, is shown on light contact and appears to go in a forward, obedient manner.

E. Good Trot - This is a horse with an average motion, exhibiting positive characteristics in their performance. For example this horse may have an average trot gait but have excellent manners and expression with ears forward and appearing bright but relaxed and calm.

F. Very Good Trot - This is a horse that appears very comfortable to ride, always has a consistent rhythmic cadenced two beat gait, is guiding well and has a relaxed and level top line. He has a good forward stride with balance and

impulsion. Compared to the excellent horse he may not have as much stride as he may not have the degree of drive off the hindquarters or as much reach with his shoulders. He may bend his knees or flex his pasterns a little but he is still obviously soft, smooth and relaxed. He has an attentive and calm appearance with a pleasant expression and maintains light bit contact.

G. Excellent Trot - This horse's motions seem effortless and efficient. He utilizes his top line by rounding his back and driving evenly off his hind legs creating impulsion and suspension while still remaining soft and controlled. He takes long ground covering steps with deliberate full strides and stays close to the ground. He reaches from his shoulder and is flat with his knee and extends his leg forward and seems to enter the ground toe first, even though it actually lands flat. His drive from his hocks allows his hind leg to step into or in front of where his front foot left the ground using full extension of the stride. This horse is balanced, has a level top line and has an even rhythm and cadence. He has excellent manners and great expression appearing relaxed and happy, soft in his poll, jaw and mouth and is shown on light contact.

3427. The Extended Trot

A. Poor Extended Trot - This horse never appears to lengthen his stride but just trots faster. He may also appear to be jarring and rough to ride.

B. Average Extended Trot - Is a horse who when asked to extend, moves up in his pace and still appears smooth to post on.

C. Good Extended Trot - Is a horse who when asked to extend has an obvious lengthening in his stride with a slight increase in his pace making him more versatile. This horse is still smooth but appears to have more length with less effort being exerted.

3428. The Canter

A. Extremely Poor Canter - This is a horse that does not have a true three beat gait. He has no cadence, no rhythm, and no balance, appears out of sync and obviously is not comfortable to ride. This may also be a horse that is misbehaving and is unwilling to perform the gait properly and therefore is not exhibiting acceptable motion.

B. Very Poor Canter - This is a horse that may appear to have a three beat gait but lacks self carriage. He may be flat in that he has either not rounded his back, or failed to engage his hindquarters and therefore lacks drive, impulsion and suspension. He may be weak hocked causing him to pull himself forward with his front end or he may not be balancing off his hindquarters causing him to be heavy on his forehand. This horse may lack forward motion, smoothness of gait, or consistency of speed. He may not use his shoulders properly causing excessive knee action. He may be showing on loose reins and be strung out and lacking collection or be nervous and on the muscle causing a shortening or quickening of stride.

C. Poor Canter - This is a horse with an average motion, exhibiting negative characteristics in his performance. For example, this horse may have an average canter but be lacking in expression or lack consistency in his top line.

D. Correct Or Average Canter - This horse has a true three beat gait with a level top line, and a comfortable motion. This is the standard canter and a horse MUST have a true three beat gait to be considered "average" or any of the levels higher than "average". He is shown on light contact and is responsive to his rider and has a relaxed appearance with a pleasant expression.

E. Good Canter - This is a horse with an average motion, exhibiting positive characteristics in his performance. For example, this may be a horse with an average canter gait but has great expression, consistency and lovely manners.

F. Very Good Canter - This is a horse that has more style, drive, impulsion and suspension than the average horse. He has a strong but smooth drive from behind. He may bend his knee a little or not have quite the length of stride of the excellent horse, yet he still has a level top line and relaxed appearance, is correct and appears to be comfortable to ride. He has a pleasant expression and is responsive to his rider and shown with light bit contact.

G. Excellent Canter - This is a horse that utilizes his top line by rounding his back, engaging his hindquarters to drive his hind legs deep underneath him creating impulsion and suspension in his motion. He has a strong, deep, forward stride behind and an equally forward, flat-kneed reach with his front legs. He appears effortless and totally in control of his motion with great self carriage. He creates energy yet stays soft and responsive to his rider. His weight is distributed properly onto his hindquarters and he moves with long, slow strides. He gives the appearance that, if asked, he could easily lengthen his stride and correctly perform a hand gallop. This horse has a great degree of suspension, impulsion and elasticity to his movement. He has great expres-

sion with ears forward and is consistent, relaxed and confident with light bit contact.

3429. Hand Gallop - should be a definite lengthening of stride with noticeable difference in speed. Horses should be under control at all times and be able to pull-up (not a sliding stop). If asked to pull-up, after the halt, riders must relax the reins and the horse must stand quietly.

HUNTER UNDER SADDLE

3430. Judging Emphasis. The purpose of the hunter under saddle horse is to present or exhibit a horse with a bright, alert expression, whose gaits show potential of being a working hunter. Therefore its gait must be free-flowing, ground covering and athletic. Hunter Under Saddle should be suitable to purpose. They should move in long, low strides, reaching forward with ease and smoothness and be able to lengthen their stride and cover ground with relaxed, free, flowing movement. While exhibiting correct gaits that are of the proper cadence, the quality of the movement and the consistency of the gaits is a major consideration.

A. Horses should be obedient, have bright expressions with alert ears and should respond willingly to the rider, with light leg and hand contact. Horses should be responsive and smooth in transition. When asked to extend the trot or hand gallop, the horse should move out with the same flowing motion;

B. The poll should be level with, or slightly above, the withers to allow proper impulsion behind. The head position should be slightly in front of, or on, the vertical;

C. This class will be judged on the performance, condition and conformation. Maximum credit shall be given to the flowing, balanced, willing horse.

D. Horses should back easily and stand quietly.

3431. Faults. Faults to be scored according to severity and can be cause for disqualification:

A. Being on wrong lead;

B. Excessive speed (any gait);

C. Excessive slowness (any gait); loss of forward momentum

D. Breaking gait;

E. Failure to take the appropriate gait when called for;

F. Head carried too low or too high and poll is below the withers;

G. Excessive nosing out or flexing behind vertical or bit;

H. Opening the mouth excessively;

I. Stumbling or falling;

J. Horse appearing sullen, dull, lethargic, emaciated, drawn or overly tired;

K. Quick, short, or vertical strides.;

L. Failure to maintain light contact with horse's mouth;

M. Being on wrong diagonal at the trot;

N. Consistently showing too far off the rail shall be penalized according to severity.

3432. Class Procedure.

A. Horses are to be shown under saddle, not to jump;

B. Horses are to be shown at a walk, trot, and canter both ways of the ring. Horses should back easily and stand quietly;

C. Horses may change to canter from the flat footed walk or the trot at the judge's discretion;

D. Horses to be reversed to the inside away from the rail;

E. At the option of the judge, the horses may be shown at an extended trot;

F. At the option of the judge, all or just the top twelve (12) horses may be required to hand gallop, one or both ways of the ring. Never more than twelve (12) horses to hand gallop at one time. At the hand gallop, the judge may ask the group to halt and stand quietly on a free (loosened) rein.

G. At the judge's discretion, horses may be asked to change to canter from the flat-footed walk or trot. They may also be asked to lengthen their stride at the walk, trot or canter, one or both ways of the ring. An extension is an obvious lengthening of the stride with a slight increase of pace while exerting less effort and appears smooth to ride.

ROAD HACK

3433. Class Procedure. Entries are to be shown both ways of the ring at a walk, trot, extended trot, canter, and hand gallop.

A. A maximum of twelve (12) horses will be asked to hand gallop at one (1) time depending upon the size of the arena;

B. Gaits.

- 1) Judges shall not ask for a canter or hand gallop from the trot or for a trot from a canter or hand gallop;
- 2) Horses will be asked to come back to a trot from an extended trot or to a canter from a hand gallop before being asked to walk or stop.

C. Backing. Horses are to stand quietly and back readily.

3434. Appointments. Horses and riders may be shown in either appropriate hunt attire and equipment.

HUNTER HACK

3441. Judging Emphasis. This class should be judged on style over fences, even hunting pace, flat work, manners, and way of going. The poll should be level with, or slightly above the withers, to allow proper impulsion behind. The head should not be carried behind the vertical, giving the appearance of intimidation, or be excessively nosed out, giving a resistant appearance. The purpose of hunter hack is to give horses an opportunity to show their expertise over low fences and on the flat.

A. Placing for the class shall be determined by allowing a minimum of seventy (70%) percent for individual fence work and a maximum of thirty (30%) percent for work on the flat;

B. Faults over fences will be scored as in the Working Hunter class. Three disobediences on the fence section of the class eliminates the entry in accordance with **Rule(s) 3475**. Horses eliminated in the fence portion of the class are not eligible to return for rail work;

C. Performance on the flat will be judged as in the Hunter Under Saddle class.

3442. Class Procedure.

A. Horses are first required to jump two fences. Show management has the option to allow a third fence.

B. At the discretion of the judge, contestants may be asked to hand gallop, pull up, or back and/or stand quietly following the last fence;

C. Horses being considered for an award are then to be shown at a walk, trot and canter both ways of the ring with light contact.

3443. Jumps.

A. Jumps are two feet (2') to two feet nine (2'9") inches (85 cm) in height;

B. Jumps do not have to be set on a line;

C. If jumps are set on a line, they must be set thirty-six (36'), forty-eight (48'), or sixty (60') feet (14.5 or 18 meters) apart or in increments of twelve (12') feet (3.5 meters) , but no less than thirty-six (36') feet;

D. A ground line is recommended for each jump.

E. PVC poles are prohibited.

3444. Posting Scores. It is recommended that judges give the final scoring to the show management for posting.

3445. Eliminations/Finals. When necessary to split large classes by running more than one go-round, finalists must be both rejumped and reworked on the flat.

3446. Faults (to be scored accordingly, but not necessarily cause disqualification during the rail work) include:

A. Being on wrong lead and/or wrong diagonal at the trot

B. Excessive speed (any gait)

C. Excessive slowness (any gait)

D. Breaking gait

E. Failure to take gait when called

F. Head carried too low or too high

G. Nosing out or flexing behind the vertical

H. Opening mouth excessively

I. Stumbling

JUMPING

3451. Judging Emphasis. Jumpers are scored on a mathematical basis and penalty faults. The jumper's task is to solely jump and his score is based on his performance alone.

3452. Posting Course. Both the original course and shortened course must be posted at least one (1) hour before the scheduled time of the class.

3453. Schooling Area. Whenever possible, a schooling area should be provided with at least one (1) practice jump.

3454. Arena Arrangement. There will be a minimum of four (4) obstacles; horses are to make a minimum of eight (8) jumps.

3455. Mandatory jump:

- A. A spread fence consisting of two (2) or more elements will be mandatory.
- B. PVC poles are prohibited.

3456. Optional Jumps:

- A. Post and rail; at least two (2);
- B. Chicken coop;
- C. Stone wall;
- D. Triple bar;
- E. Brush jump.

3457. Starting Line. Both a starting line at least twelve (12') feet (3.6 meters) in front of the first obstacle and a finish line, at least twenty-four (24') feet (7.3 meters) beyond the last obstacle must be indicated by markers, at least twelve (12') feet (3.6 meters) apart, at each end of the lines. Horses must start and finish by passing between markers.

3458. Obstacles, except within combinations, should be located a minimum distance of forty-eight (48') feet (14.6 meters) apart, size of the arena permitting.

3459. Height. The height of obstacles for Jumping All Ages must be a minimum of three feet, six (3'6") inches (122 cm) and a maximum of four (4') feet in first go round

- A. EXCEPTION: youth and amateur, which is a minimum of two feet, nine inches (2'9") (88 cm) a maximum of three feet and three inches (3'3") (99 cm) inches.

3460. It is recommended that the first obstacle should be no more than minimum height.

3461. Jumps-Offs. Jump-offs will be held over the original course altered as outlined herewith.

- A. In a jump-off, the sequence of the obstacles may be in any order (i.e. 1, 3, 6, 7, 9) as long as the original direction is maintained, with the exception of vertical obstacles being able to be jumped in the opposite direction from the first round;
- B. Only in the case of clean round ties for first place or when points are involved, the height and spread of at least fifty (50%) percent of the obstacles shall be increased not less than three (3") inches (7.6 cm) and not more than six (6") inches (15.2 cm) in height and to a maximum spread of six (6') feet (1.8 meters). In case of ties involving faults, rails shall not be raised;
- C. Courses may be shortened after the first round that might include obstacles that might not have been used in the first round. However, the course may not be shortened to less than fifty (50%) percent of the original obstacles and must include at least one (1) vertical and one (1) spread jump;
- D. If two or more horses are disqualified in the timed jump-off and are tied for a point, they are not to be rejumped, but should flip a coin to break the tie.

3462. Scoring. Jumpers are scored on a mathematical basis using penalty faults, which include knockdowns, disobediences, and falls.

3463. Knockdown. An obstacle is considered knocked down and four (4) faults assessed, when a horse or rider, by contact:

- A. Lowers any part thereof which establishes the height of the obstacle or the height of any element of a spread obstacle even when the falling part is arrested in its fall by any portion of the obstacle; or
- B. Moves any part thereof which establishes the height of the obstacle as aforesaid so that it rests on a different support from the one (1) on which it was originally placed;
- C. Knockdown of obstacle, standard, wing, automatic timing equipment or other designated markers on start and finish lines;
- D. If an obstacle falls after the horse leaves the ring, it shall not be considered a knockdown.

3464. Types of Disobediences:

A. Refusal. When a horse stops in front of an obstacle (whether or not the obstacle is knocked down or altered), it is a refusal unless the horse then immediately jumps the obstacle without backing even one (1) step. If the horse takes even one (1) step backwards, it is a refusal;

- 1) If the horse is moved toward an obstacle after a refusal without attempting to jump, it is considered another refusal;
- 2) In the case of a refusal on an in-and-out jump, the horse must return to the start of the in-and-out sequence and rejump the previous elements, and then continue on the designated course.

B. Run-out. A run-out occurs when a horse evades or passes the obstacle to be jumped; jumps an obstacle outside its limiting markers; or when the horse or rider knocks down a flag, standard, wing, or other limiting marker of the obstacle without the obstacle being jumped;

C. Loss of Forward Movement. Failure to maintain a trot, canter, or gallop after crossing the starting line (except when it is a refusal, a run-out, or when due to uncontrollable circumstances such as when an obstacle is being reset);

D. Unnecessary Circling on the Course. Any form of circle or circles, whereby the horse crosses its original track between two (2) consecutive obstacles anywhere on the course, except to retake an obstacle after a refusal or run-out.

3465. Scoring Disobediences.

- A. First Disobedience.** First disobedience (anywhere on the course), four (4) faults;
- B. Second Disobedience.** Second cumulative disobedience (anywhere on the course), four (4) additional faults.

3466. Elimination.

- A. Third Disobedience.** Third cumulative disobedience anywhere on course;
- B. Failure to cross the starting line** within forty-five (45) seconds after signal to proceed;
- C. Fall of horse and/or rider;**
- D. Jumping an obstacle** before it is reset, or without waiting for signal to proceed;
- E. Starting before judge's signal** to proceed;
- F. Failure to enter ring** within one minute of being called;
- G. Jumping an obstacle** before crossing starting line unless said obstacle is designated as a practice obstacle, or after crossing the finish line, whether forming part of the course or not;
- H. Off course;**
- I. Rider and/or horse** leaving the arena before finishing the course (penalized at any time the horse is in the ring).
- J. Excessive use of whip, rope, crop, bat or reins** anywhere on the horse.

3467. Jump-off. When a jump-off is required, the winner will be decided on time only if faults are equal.

- A. Time shall be taken** from the instant the horse's chest reaches the starting line until it reaches the finish line;
- B. Time shall be taken out** while a knocked down jump is being replaced; this is, from the moment the rider gets his/her mount in a position to retake the jump until the proper authority signals that the jump has been replaced;
- C. It shall be the rider's responsibility** to be ready to continue the course when the signal is given.

3468. Broken Equipment. In cases of broken equipment, the rider may either continue without penalty or stop and correct the difficulty, in which case s/he will be penalized four (4) faults.

3469. In the case of the loss of a shoe, the rider may either continue without penalty or be eliminated.

3470. Jumping is a scored and timed event. The time taken will be used to break all ties on horses with jumping faults and/or the combination of jumping and time faults. Time allowed may be used under the direction of show management, judge(s), and professional course designer. The time allowed to complete the course should be calculated from an actual measurement of the courses length (a minimum speed of 360 yards (327.6 meters per minute). The length of the course must be announced or posted prior to the start of the class. The judge should assure that the course has in fact been properly measured and the time allowed calculated according to the speed. After the first competitor has completed their round, the time allowed and the competitor's time should be announced. The use of a time allowed is optional in the first round.

- A. The judge(s) may change** the time allowed if they feel it is inaccurate, but only after consultation with the course designer. The time allowed may only be adjusted after the first competitor completes the round without a disobedience and not later than following the third competitor to complete the course without a disobedience.
- B. The time limit to complete** the course is double the time allowed.
- C. One (1) second time fault** is charged for each second or fraction thereof by which the time allowed is exceeded. Time faults awarded in a final jump-off are penalized one fault for each commenced second over time allowed. Knockdown(s) occurring from a refusal will incur a four second penalty. Any competitor whose time including penalty seconds exceeds the time limit is eliminated.

WORKING HUNTER

The working hunter is a representative of the type of horse used in the hunt field. He should possess manners, jumping ability, style, pace and quality. The working hunter must be able to demonstrate his ability to provide the rider with a smooth comfortable and safe ride.

3471. Course Design. A hunter course shall be any course which management deems a fair test of a hunter. Judges are responsible for correctness of each course after it has been set, and shall call the show committee's attention to any errors that would tend to result in unfair or inappropriate courses. The judge must walk the course and has the right and duty to alter the course in any manner to insure its safety. The judge may remove or change any obstacle he/she deems unsafe or non-negotiable.

A. It is mandatory that a schooling area be provided with at least one practice jump or warm up time over jumps in the arena;

B. Hard hats which meet ASTM/SEI standards or equivalent standards for equestrian use should be worn when schooling over fences.

C. There will be a minimum five (5) minute warm up period after the course walk is closed before the first competitor is called to the ring to compete.

3472. Course or Arena Arrangement:

A. Minimum of four (4) obstacles with horses to make a minimum of eight (8) jumps;

B. One change of direction is mandatory.

3473. Types of obstacles which may be used should be fences that simulate obstacles found in the hunting field, such as:

A. Natural looking post and rail;

B. Brush;

C. Walls;

D. Coops

E. Ascending boxes (not square);

F. Triple bars and hog backs are prohibited;

G. Striped poles are not recommended.

H. PVC poles are prohibited.

3474. The top element of all fences must be securely placed so that a slight rub will not cause a knockdown. It is recommended, but not required, to use FEI approved safety cups of breakable pins in the schooling/warm up riding and on all fences in the show arena.

3475. Distance between fences is recommended to be in twelve (12') foot (3.5 meters) increments with the exception of some combinations:

HUNTER DISTANCES. Combinations: one stride in and out, 24-26 feet, two strides in and out, 36 feet. Distances relative to height are recommended as below. Consideration should be given to adjusting only if weather conditions or arena footing (too deep, packed, too hard, or too wet) would so warrant. Safety of horse and/or rider should always be given priority.

Height	2'6"	2'9"	3'0"
Distance			
(3) Strides	47'	47'6"	48
(5) Strides	70'6"	59'6"	60
(6) Strides	82'	82'6"	84'
(7) Strides	93'6"	94'	96'

3476. Minimum heights:

A. Junior, youth, and amateur must be two feet, nine inches (88 cm), with a maximum at three feet (91 cm);

B. Senior horses must be a minimum of three feet (91 cm), with a maximum at three feet, three inches (1 meter)

C. All ages must be a minimum of two feet, nine inches (88 cm), with a maximum of three feet, three inches (1 meter)

D. Minimum height for novice and select will be two feet, six inches with a maximum of two feet, nine inches.

3477. A variation of three (3") inches (75 mm) in fence height, down from official heights listed, may be instituted if show management and the official judges feel circumstances warrant, i.e. footing, weather, etc.

A. If select amateurs are required to combine to regular amateur classes because of **Rule 5316**, the resulting all-age amateur class fence height should be set as 2'9" (84 cm).

- B. In and outs are not allowed in any novice class.
- 3478.** The use of wings on obstacles in hunter classes is recommended.
- 3479.** Jump standards with hole heights at three (3") inch (75 mm) intervals with jump cups are recommended.
- 3480. Judging Emphasis.** To be judged on manners, way of going and style of jumping.
 - A. Horses shall be credited with maintaining an even hunting pace that covers the course with free flowing strides;
 - B. Preference will be shown to horses with correct jumping style that meet the fences squarely, jumping at the center of the fence;
 - C. Judges shall penalize unsafe jumping and bad form over the fences whether touched or untouched, including twisting;
 - D. Incorrect leads around the ends of the course or cross-cantering shall be penalized;
 - E. Excessive use of the crop shall be penalized;
 - F. In and outs (one or two strides) shall be taken in the correct number of strides or be penalized;
 - G. Any error which endangers the horse and/or its rider, particularly refusals or knockdowns, shall be heavily penalized.
- 3481. Scoring.** Scoring shall be on a basis of zero (0) to one hundred (100), with an approximate breakdown as follows:
 - A. **90-100:** an excellent performer and good mover that jumps the entire course with cadence, balance and style;
 - B. **80-89:** a good performer that jumps all fences reasonably well; an excellent performer that commits one or two minor faults;
 - C. **70-79:** the average mover that makes no serious faults, but lacks the style, cadence and good balance of the scoper horses; the good performer that makes a few minor faults;
 - D. **60-69:** poor movers that make minor mistakes; cross canter, fair or average movers that have one or two poor fences but no major faults or disobediences;
 - E. **50-59:** a horse that commits one major fault, refusal, trot or drops a leg;
 - F. **30-49:** a horse that commits two or more major faults, including front or hind knockdowns and refusals, or jumps in a manner that otherwise endangers the horse and/or rider;
 - G. **10-29:** a horse that avoids elimination but jumps in an extremely unsafe and dangerous manner.
- 3482. General.**
 - A. Circling once upon entering the ring and once upon leaving is permissible;
 - B. After jumping the last fence, the horse shall trot a small circle on a loose rein for soundness;
 - C. Any horse showing lameness, broken wind, or impairment of vision shall be refused an award;
 - D. Horses shall not be requested to rejump the course;
 - E. When an obstacle is composed of several elements, any disturbance of these elements will be penalized; however, only a reduction in height of the top element shall be considered a knockdown;
 - F. When an obstacle requires two or more fences (in and out), faults committed at each obstacle are considered separately. In case of a refusal or runout at one element, entry must re-jump the previous elements;
 - G. Manners to be emphasized in Youth and Amateur classes;
 - H. In cases of broken equipment, the rider may either continue without penalty or stop and correct the difficulty and be penalized the same as any loss of forward impulsion.
- 3483. Disobedience; major faults.**
 - A. Refer to **Rule(s) 3464 A-D** Exception: **3464 A (2)** and **3465 A-B**.
- 3484. Elimination.**
 - A. A total of three (3) disobediences which include any of the following: refusal, stop, runout, extra circle;
 - B. Jumping an obstacle before it is reset;
 - C. Bolting from ring;
 - D. Off course;
 - E. Jumping an obstacle not included in course;
 - F. Deliberately addressing an obstacle.
 - G. Failure to trot the horse in a small circle on a loose rein for soundness, after jumping the fence, while still mounted and prior to leaving the arena.
 - H. Fall of horse and/or rider.

GREEN WORKING HUNTER

3485. Available only in the open division.

A. The same rules apply in green working hunter class as apply in working hunter, except the eligibility requirements and heights of the jumps.

B. Horses eligible to compete:

1) Horses in their first year of showing in PHBA-approved shows in green working hunter, working hunter or jumping classes;

2) Horses that have shown during previous years in PHBA approved green working hunter, working hunter or jumping classes, but have not won more than 25 points in these events as of January 1 of the current show year.

C. Fence heights shall be two feet six inches (76 cm) to two feet nine inches (85 cm).

WESTERN GAITS

3500. The following terminology shall apply:

A. The walk is a natural, flat-footed, four-beat gait. The horse must move straight and true at the walk. The walk must be alert, with a stride of reasonable length in keeping with the size of the horse.

B. The jog is a smooth, ground covering two-beat diagonal gait. The horse works from one pair of diagonals to the other pair. The jog should be square, balanced and with straight, forward movement of the feet. Horses walking with their back feet and trotting in the front are not considered performing the required gait. When asked to extend the jog, it moves out with the same smooth way of going.

C. The lope is an easy, rhythmical three-beat gait. Horses moving to the left should lope on the left lead. Horses moving to the right should be on the right lead. Horses traveling at a four-beat gait are not considered to be performing at a proper lope. The horses should lope with a natural stride and appear relaxed and smooth. It should be ridden at a speed that is a natural way of going. The head should be carried at an angle which is natural and suitable to the horse's conformation at all gaits.

3501. There will be an order of priority for evaluating western gaits. This hierarchy of consideration must be adhered to by judges and will be a great aid to exhibitors for how their horses should be presented. Following are the requirements in order of importance.

A. Correctness - Concerning correctness, which is the most important element of the hierarchy, judges must assess if the exhibitor has performed each gait correctly as defined during all or the majority of all of the class in order to have a correct or positive evaluation. For western gaits, this includes a four-beat walk, two-beat jog and three-beat lope. The distinctness of the designated cadence for the gait being performed is essential.

B. Quality - Concerning quality, which is the second most important element in the hierarchy, and can only be considered positively if the gait performance has complied with the first element of correctness. When evaluating the pleasing characteristics of a gait, among many considerations, judges must consider overall gracefulness, relaxed expression, topline, softness of movement, consistency and length of stride of the designated gait.

C. Degree of Difficulty - Concerning degree of difficulty, this is the least important and last element of the hierarchy. This element must only be considered if the requirement for correctness has been met and combination of correctness and quality allow the performance to be considered for placement. Difficulty is greatly influenced by exhibiting a pleasure horse at a pace and speed that allows for correctness and best quality of a gait for that individual. A performance of a walk that is ground covering and free flowing has a high degree of difficulty. A jog or lope that is performed with a slow rhythm without sacrificing correctness or quality has a high degree of difficulty. Slowness that sacrifices correctness or negatively impacts quality shall be considered incorrect and a poor performance at best.

3502. Walk:

A. Poor walk - uneven pace and no cadence. Has no flow and may appear intimidated or appear to march.

B. Average walk - has a four-beat gait, level top-line and is relaxed.

C. Good walk - has a flowing four-beat gait, level topline, relaxed and is bright and attentive.

3503. Jog/trot:

A. Extremely Poor jog - cannot perform a two-beat gait and has no flow or balance in the motion.

- B.** Very Poor jog - hesitates in the motion. Does not keep an even and balanced motion or a level top-line. May appear to shuffle.
- C.** Poor jog - average motion but has negative characteristics such as; walking with the hind legs, dragging the rear toes or taking an uneven length of stride with the front and rear legs.
- D.** Correct or average jog - has a two-beat gait, a level top-line and a relaxed appearance.
- E.** Good jog - has an average motion with positive characteristics such as balance and self-carriage while taking the same length of stride with the front and rear legs.
- F.** Very good jog - is comfortable to ride while having a consistent two-beat gait. The horse guides well, appears relaxed and has a level top-line.
- G.** Excellent jog - effortless and very efficient motion. Swings the legs yet touches the ground softly. Confident, yet soft with its motion while being balanced and under control. Moves flat with the knee and hock and has some cushion in the pastern. Has a bright and alert expression and exhibits more lift and self carriage than the “very good jog”.

3504. Moderate Extension of the Jog: It is mandatory that a moderate extension of the jog be asked for in at least one direction during the western pleasure classes. EXCEPTIONS: Two Year Old Western Pleasure, Novice Youth 18 & Under Western Pleasure, Novice Amateur Western Pleasure, Amateur Select Western Pleasure, Youth Walk-Trot 5-9 Western Pleasure, Youth 10-18 Walk-Trot Western Pleasure and Amateur Walk-Trot Western Pleasure. However, the modified extension of the jog remains optional in the above classes. A moderate extension of the jog is a definite two beat lengthening of stride, covering more ground. Cadence and balance with smoothness is more essential than speed. Riders should sit at the moderated extension of the jog; Extended gaits are not allowed in the Youth Walk-Trot 5-9, **per Rule 6414**;

- A.** Poor extended jog - never lengthens the stride and may appear rough to ride.
- B.** Average extended jog - moves up in its pace and appears smooth to ride.
- C.** Good extended jog - has an obvious lengthening of stride with a slight increase in pace while exerting less effort and appears smooth to ride.

3505. Lope: an easy, rhythmical three-beat gait. Horses moving to the right should lope on the right lead; and, when moving to the left, should lope on the left lead.

- A.** Extremely Poor lope - does not have a three-beat gait. Has no flow, rhythm or balance. Uncomfortable to ride.
- B.** Very Poor lope - appears to have a three-beat lope but has no lift or self-carriage. The horse shuffles, has no flow and bobs his head, giving the appearance of exerting a great deal of effort to perform the gait. Also may appear uncomfortable to ride.
- C.** Poor lope - has an average motion but exhibits negative characteristics like head bobbing, not completing the stride with the front leg and leaving the outside hock well behind the horse’s buttocks.
- D.** Average lope - has a true three-beat gait with a level top-line and very little head and neck motion. He is relatively straight (not over-canted), guides well and has a relaxed appearance.
- E.** Good lope - has an average motion but exhibits positive characteristics in his performance like self-carriage, a steady top-line, relaxed appearance and is responsive to the rider’s aids.
- F.** Very good lope - has more lift and flow than the average horse. He has a strong but smooth drive from behind. He may bend his knee slightly yet still has a level top-line while exhibiting self-carriage with a relaxed appearance. Appears comfortable to ride.
- G.** Excellent lope - has a round back with an effortless strong, deep stride with the rear legs and a flat swing with the front legs. He keeps a level top-line, a relaxed yet alert and confident appearance and is correct but soft. A special horse with a great degree of lift and self-carriage.

3506. Head Carriage: The head should be carried at an angle that is natural and suitable to the horse’s conformation at all gaits.

3507. Back Up:

- A.** Poor back-up - is resistant and heavy in front. May gap the mouth and throw his head or back crooked.
- B.** Average back-up - backs straight and quietly with light contact and without hesitation.
- C.** Good back-up - displays balanced and smooth flowing movements. Backs straight with self-carriage without gapping the mouth with light contact and without hesitation.

3508. Passing: If a horse and a rider are traveling properly in all three gaits, they

should not be penalized for passing another horse.

WESTERN PLEASURE

3511. Class Divisions. A show may have up to three (3) Western Pleasure classes. If three (3) Western Pleasure classes are to be held at a show, they shall be the following:

- A. Senior Western Pleasure (six-years-old or older) shown with a bit;
- B. Junior Western Pleasure (five-years-old and younger) shown with a bit, bosal, or snaffle bit;
- C. Two-year-old Western Pleasure (two-year-old horses) shown with a snaffle bit or bosal;
 - 1) No horse may be entered in both junior Western Pleasure and two-year-old Snaffle Bit Western Pleasure at the same show;
 - 2) This class will not be approved prior to June 1st of the year for which approval is requested.

3512. If two (2) Western Pleasure classes are to be held at a show it shall be the following:

- A. Senior Western Pleasure (six-years-old or older) shown with a bit;
- B. Junior Western Pleasure (five-years-old or younger) shown with either a bit, bosal, or snaffle bit;

3513. If only one (1) Western Pleasure class is to be held at a show it shall be Western Pleasure, all ages:

- A. Horses six-years-old and older must be shown in a curb bit;
- B. Horses five-years-old and younger may be shown in either a curb bit, bosal or snaffle bit.

3514. Judging Emphasis. This class will be judged on the performance, condition and conformation of the horse; however, a minimum of twenty (20%) percent of the judging shall be based on condition and conformation.

3515. Class Procedure. Horses are to be shown at a walk, jog, and lope on a reasonably loose rein without undue restraint.

- A. Horses must work both ways of the ring at all three (3) gaits to demonstrate their ability with different leads;
- B. It is mandatory that a moderate extension of the jog be asked for in at least one direction during the western pleasure classes. EXCEPTIONS: Two Year Old Western Pleasure, Novice Youth 18 & Under Western Pleasure, Novice Amateur Western Pleasure, Amateur Select Western Pleasure, Youth Walk-Trot 5-9 Western Pleasure, Youth 10-18 Walk-Trot Western Pleasure and Amateur Walk-Trot Western Pleasure. However, the moderate extension of the jog remains optional in the above classes. A moderate extension of the jog is a definite two beat lengthening of stride, covering more ground. Cadence and balance with smoothness is more essential than speed. Riders should sit at the moderated extension of the jog. Extended gaits are not allowed in the Youth Walk-Trot 5-9, **per Rule 6414**;
- C. At the option of the judge, horses may be asked to lengthen their stride at the walk or lope, one or both ways of the ring.
- D. Horses are to be reversed to the inside (away from the rail). They may be required to reverse at the walk or trot at the discretion of the judge, but shall not be asked to reverse at the lope;
- E. Horses are required to back easily and stand quietly;
- F. The judge may ask for additional work of the same nature from any horse. S/he is not to ask for work other than that listed above;
- G. The rider shall not be required to dismount except in the event the judge wishes to check equipment;
- H. Passing in permissible and should not be penalized as long as the horse maintains a proper and even cadence and rhythm.

3516. Desirable Characteristics. Maximum credit should be given to the flowing, balanced and willing horse which gives the appearance of being fit and a pleasure to ride.

3517. Stride. A good pleasure horse has a free-flowing stride of reasonable length in keeping with its conformation. He should cover a reasonable amount of ground with little effort. Ideally, he should have a balanced, flowing motion. While exhibiting correct gaits that are of the proper cadence, the quality of the movement and the consistency of the gaits is a major consideration.

3518. Head and Neck Carriage. He should carry his head and neck in a relaxed, natural position, with his poll level with or slightly above the level of the withers. He should not carry his head behind the vertical, giving the appearance of intimidation, or be excessively nosed out, giving a resistant appearance. Ideally, his head

should be no lower than level, with his nose slightly in front of the vertical, having a bright expression with his ears alert.

3519. Rein Contact. He should be shown on a reasonably loose rein, but still have light contact and control.

3520. Transition. He should be responsive, yet smooth, in transitions when called for.

3521. Faults. To be scored according to severity and can be a cause for disqualification:

- A. The wrong lead;
- B. Excessive speed (any gait);
- C. Excessive slowness in any gait, loss of forward momentum (resulting in an animated and/or artificial gait at the lope);
- D. Breaking gait (including not walking when called for);
- E. Failure to take the appropriate gait when called for (during transitions, excessive delay will be penalized);
- F. Touching the horse or saddle with the free hand;
- G. Head carried too low (tip of ear below the withers) or too high;
- H. Excessive nosing out or flexing behind the vertical;
- I. Excessive movement of the topline at the lope;
- J. Opening the mouth excessively;
- K. Stumbling or falling;
- L. Use of spurs or romal forward of the cinch;
- M. If horse appears sullen, dull, lethargic, emaciated, drawn, or overly tired;
- N. Quick, choppy or pony strides;
- O. Overly canted at the lope. (When the outside hind foot is further to the inside of the arena than the inside front foot).

3522 Disqualifications.

- A. Changing hands on the reins;
- B. Two (2) hands on the reins EXCEPTION: when showing with a bosal or snaffle bit;
- C. More than one (1) finger between the reins.

TWO YEAR OLD SNAFFLE BIT WESTERN PLEASURE

3525. Eligibility. Two year old registered Palomino horses.

3526. Equipment. Refer to ST Division Western Classes Equipment, snaffle bit or bosal.

3527. Class Procedure. Refer to **Western Pleasure**.

- A. At no time are horses to be called into the center of the arena from a trot or lope.

3528. A pleasure horse should be a happy horse and a natural horse. Emphasis shall be placed on manners, movement and attitude, as reflected in the horse's ears, mouth, tail and way of going. Judges shall be instructed to pay particular attention to the above mentioned, and any attempt to alter the above shall be judged accordingly.

3529. Humane Treatment. Refer to **Rule(s) 2991-2995**. Horse exhibiting these characteristics shall be eliminated from competition.

WESTERN PARADE HORSE

3561. Class Divisions.

- A. If two (2) Western Parade Horse Classes are to be held at a show, it may be held as follows:

- 1) Senior Western Parade Horse (six years old or older) shown with a curb bit and;
- 2) Junior Western Parade Horse (five years old and under) shown with either a curb bit or bosal or snaffle bit, or;

- B. If one (1) Western Parade Horse Class is to be held at a show, it shall be Western Parade Horse All Ages:

- 1) Senior horses (six years old or older) shown with a curb bit and;
- 2) Junior horses (five years old and under) shown with either a curb bit or bosal or snaffle bit.

3562. Judging Emphasis. The class shall be judged:

- A. Twenty-five (25%) percent on appointments;
- B. Sixty-five (65%) percent on conformation, performance and way of going;
- C. Ten (10%) percent on manners.

3563. Class Procedure. Horses shall enter at a walk. Horses shall be shown at a walk, jog trot, parade gait (a free moving, natural trot with a definite increase in

animation over the trot while remaining in complete control) and stop both ways of the ring.

A. Entries may be required to back at the judges' discretion.

3564. Equipment. Horses are to be shown under parade type saddle with leather tapaderos. The appropriate mounting should be made of sterling silver, gold, nickel, German silver, stainless steel, monel, or other similar metals.

A. Other similarly appropriately mounted equipment (i.e. breastplates and hipdrops);

B. Serapes are permitted;

C. Horses shall not carry a flag;

D. Decorations of ribbon, flowers, or materials suitable for a street parade may be displayed in the mane and tail with emphasis or coordination of color and overall appeal.

3565. Attire. Exhibitors shall wear attire which is colorful and typical of the Old West (American, Mexican or Spanish origin) consisting of cowboy clothing, hat and boots.

3566. Register of Merit. An ROM will be awarded in this class; however, it shall not count toward the PHBA Champion or PHBA Supreme Champion awards.

3567. High Point Award. There shall be an annual PHBA honor roll award for this class; however,

A. Points from this class shall not count toward the PHBA year-end high point awards, or towards the 100 point novice status;

B. APA's shall decide whether points in this class will count toward high-point awards at their shows.

TRAIL

3571. Judging Emphasis. This class will be judged on the performance of the horse over obstacles, with emphasis on manners, response to the rider, and quality of movement

A. Horses shall be penalized for any unnecessary delay while approaching the obstacles;

B. Credit will be given to those horses negotiating the obstacles with style and some degree of speed, positive expression, and minimal visible or audible cueing, providing carefulness is not sacrificed;

C. Credit will be given to horses showing capability of picking their own way through the course when obstacles warrant it, and willingly responding to rider's cues on more difficult obstacles;

D. Horses with artificial appearance over obstacles should be penalized;

E. While on the line of travel between obstacles, the horse shall be balanced, carrying his head and neck in a relaxed, natural position, with the poll level with or slightly above the withers. The head should not be carried behind the vertical, giving the appearance of intimidation, or be excessively nosed out, giving a resistant appearance.

3572. Suggested Scoring. Scoring will be on a basis of zero (0) to infinity, with seventy (70) denoting an average performance. Points will be added or subtracted from the maneuvers on the following basis, ranging from:

A. Excellent, +1 1/2

B. Very good, +1

C. Good, +1/2

D. Average, 0

E. Poor, -1/2

F. Very poor, -1

G. Extremely poor, -1 1/2

3573. Penalties. Maneuver evaluations and penalty applications are to be determined independently. The following penalties will be applied to each occurrence and be deducted from the final score:

3574. Disqualification 0 Score

A. Use of more than one finger between split reins;

B. Use of two hands (exception snaffle bit or bosal classes designated for two hands) or changing hands on reins; except for junior horses shown with bosal or snaffle bit, only one hand may be used on the reins, except that it is permissible to change hands to work an obstacle;

C. Use of romal other than as outline in **Rule(s) 3325**;

D. Performing the obstacles incorrectly or other than in specified order;

E. No attempt to perform an obstacle;

F. Equipment failure that delays completion of pattern;

G. Excessively or repeatedly touching the horse on the neck to lower the head;

H. Fall to the ground by horse or rider;

- I.** Failure to enter, exit or work obstacle from correct side of direction including overturns of more than 1/4 turn;
- J.** Failure to work an obstacle in any manner other than how it's described by the course;
- K.** Riding outside designated boundary marker of the course;
- L.** Failure to ever demonstrate correct lead and/or gait, if designated;
- M.** Failure to follow the course or correct line of travel between obstacles;
- N.** Third refusal;
- O.** Willful abuse;
- P.** Illegal equipment;
- Q.** Excessive schooling, pulling, turning, stepping or backing anywhere on the course;
- R.** Failure to open and shut gate or failure to complete gate (except for novice classes where they place below all who complete course correctly).

3575. Half (1/2) point penalty

- A.** Each tick of log, pole, cone, plant or any component of the obstacle.

3576. One (1) point penalties

- A.** Each hit, bite or stepping on a log, cone, plant or any component of the obstacle;
- B.** Incorrect or break of gait at walk or jog for two strides or less;
- C.** Both front or hind feet in a single strided slot or space at a walk or jog;
- D.** Skipping over or failing to step into required space;
- E.** Split pole in lope over;
- F.** Incorrect number of strides, if specified.

3577. Three (3) point penalties

- A.** Incorrect or break of gait at walk or jog for more than 2 strides;
- B.** Out of lead or break of gait at lope (except when correcting an incorrect lead);
- C.** Knocking down an elevated pole, cone, barrel, plant obstacle or severely disturbing an obstacle;
- D.** Stepping outside of the confines of, falling or jumping off or out of obstacle with one foot once the foot has entered obstacle;
- E.** Missing one element of an obstacle on a line of travel with one foot.

3578. Five (5) point penalties

- A.** Dropping slicker or object required to be carried on course;
- B.** First or second cumulative refusal, balk, or evading an obstacle by shying or backing more than two (2) strides;
- C.** Letting go of gate or dropping rope gate;
- D.** Use of either hand to instill fear or praise;
- E.** Stepping outside the confines of, falling or jumping off or out of an obstacle with more than one foot once the foot has entered obstacle; including missing one element of an obstacle on a line of travel with more than one foot;
- F.** Blatant disobedience (kicking out, bucking, rearing, striking);
- G.** Holding saddle with either hand.
- H.** Missing or evading a pole that is part of a series of an obstacle with more than one foot.

3579. Faults. To be scored according to severity which occur on the line of travel and may be cause for disqualification:

- A.** Head carried too high;
- B.** Head carried too low (tip of ear below the withers)
- C.** Over flexing or straining neck in head carriage so the nose is carried behind the vertical;
- D.** Excessive nosing out
- E.** Opening mouth excessively

3580. Reins. Except for junior horses shown with bosal or snaffle bit, only one (1) hand may be used on the reins, except that it is permissible to change hands to work an obstacle.

3581. While horse is in motion, the rider's hands shall be clear of the horse and saddle.

3582. Trail Course. At least six (6) obstacles will be used, three (3) of which will be mandatory and at least three (3) others selected from the approved list.

- A.** The course to be used must be posted at least one (1) hour before the scheduled time of the class;
- B.** If disrupted, the course shall be reset after each horse has worked. In case that an obstacle is used in combination, the obstacle cannot be rest until contestant finished the entire course;
- C.** Management, when setting courses, should keep in mind that the idea is not to trap a horse, or eliminate it by making an obstacle too difficult;

D. If difficult courses are set, novice and junior trail should be less difficult.

E. When the distances and spaces are being measured between all obstacles, the inside base to inside base measurement of each obstacle considering the normal path of the horse should be the measuring point

3583. Gaits. Horses must not be required to work on the rail. Gaits between obstacles will be mandatory. Enough space shall be provided for a horse to jog trot at least thirty (30') feet, and lope at least fifty (50') feet and for the judge to evaluate these gaits.

A. A flying lead change does not constitute an obstacle in a trail class. Any lead changes or change of gait shall be judged under the scored gaits and way-of-going judging criteria. A flying lead change cannot be required, but it can be optional.

MANDATORY OBSTACLES

3584. Gate. Opening, passing through, and closing a gate. Losing control of gate is to be penalized. A gate should be used which will not endanger horse or rider. Entrants cannot be asked to back over a stationary object such as a wooden pole or metal bar (i.e. If the gate has a metal, plastic, or wooden support bar under the opening, contestants must work the gate moving forward through it.

3585. Poles/Logs. Ride over at least four (4) logs or poles. These can be in a straight line, curved, zigzagged or raised. The space between the poles or logs is to be measured and the path the horse is to take should be the measured point. Trotovers and lopeovers cannot be elevated in novice classes. All elevated elements must be placed in a cup, notched block or otherwise secured so they cannot roll. The height should be measured from the ground to the top of the element. Spacing for walkovers, trot overs and lopeovers should be as follows or increment thereof. Measured distances are to meet these specifications.

A. **Walkovers.** Distance between logs, measured at the edge of logs, twenty (20") to twenty-four (24") inches (40 cm to 60 cm) and may be elevated to twelve (12") inches (30 cm) should be a minimum of twenty-two (22") inches (55 cm) apart;

B. **Trotovers.** Distance between logs, measured at the edge of logs, three (3') feet to three feet, six (3'6") inches (90-105 cm) and may be elevated to eight (8") inches (20 cm);

C. **Lopeovers.** Distance between logs, measure at the edge of logs, six (6') feet to seven (7') feet (1.8 to 2.1 meters) or increments thereof and may be elevated to eight (8") inches (20 cm).

3586. Backing Obstacles. Backing obstacles to be spaced a minimum of twenty eight (28") inches; if elevated, thirty (30") inch spacing is required. Entrants cannot be asked to back over a stationary object such as a wooden pole or metal bar.

A. Back through and around a least three (3) markers;

B. Back through "L", "V", "U", straight, or similar shaped course. May be elevated no more than twenty four (24") inches.

OPTIONAL OBSTACLES, BUT NOT LIMITED TO

3587. Water hazard (ditch or small pond). No metal or slick bottom boxes will be used.

3588. Serpentine obstacles at walk or jog/trot. Spacing to be a minimum of six feet (6') for jog/trot.

3589. Carry an object from one (1) part of the arena to another. (Only objects which reasonably might be carried on a trail ride may be used.)

3590. Ride over a wooden bridge. Suggested minimum width shall be thirty-six inches (36") wide. Suggested minimum length shall be at least six (6') feet. Bridge should be sturdy and safe and negotiated at a walk only. The bridge shall be natural wood or painted one solid color.

3591. Put on and remove a slicker.

3592. Remove and replace material from mailbox.

3593. Side pass, may be elevated to twelve inches (12") maximum.

3594. The obstacle consisting of four (4) logs or rails laid in a minimum six feet (6') square box. Each contestant will enter the square by riding over the log or rail as designated. When all four (4) hooves are inside the square, the rider should execute a turn as indicated.

3595. The show management has the option of the use of any other safe and negotiable obstacle which could reasonably be expected to be encountered on a trail ride, providing such obstacle meets the approval of the judge.

3596. A combination of two or more of any of the obstacles is acceptable.

3597. Course Safety. All courses and obstacles are to be constructed with safety in mind so as to eliminate any accidents.

A. The judge must walk the course prior to the class.

B. The judge has the right and duty to alter the course in any manner or remove any obstacle s/he deems unsafe or non-negotiable. If at any time a trail obstacle is deemed to be unsafe by the judge(s), it shall be repaired or removed from the course. If it cannot be repaired and horses have completed the course, the score for that obstacle shall be deducted from all previous works for that class;

3598. Unacceptable Obstacles

A. Tires;

B. Animals;

C. Hides;

D. PVC pipe;

E. Dismounting;

F. Jumps;

G. Rocking or moving bridges;

H. Water box with floating or moving parts;

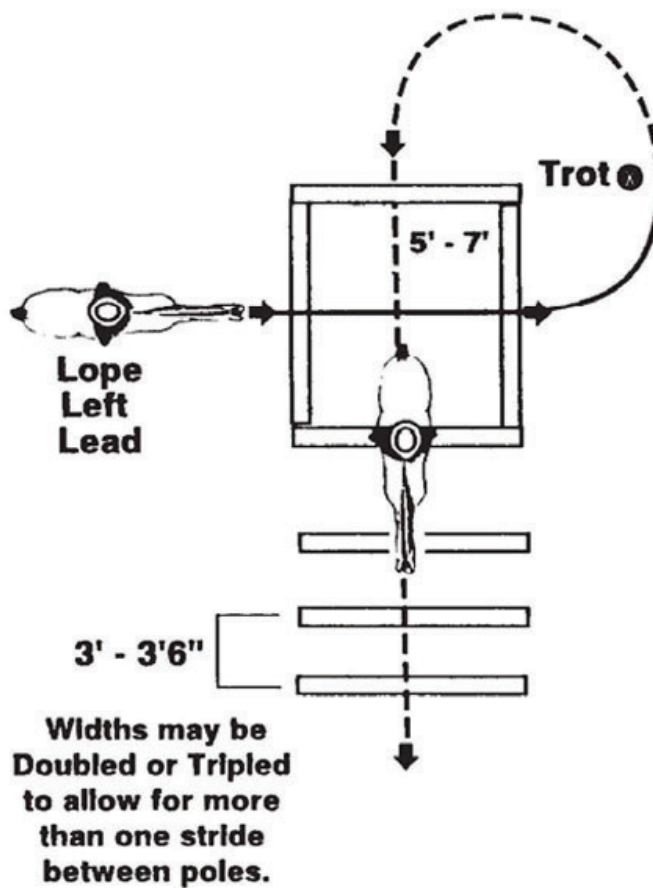
I. Flames, dry ice, fire extinguisher, etc;

J. Logs or poles elevated in a manner that permits such to roll;

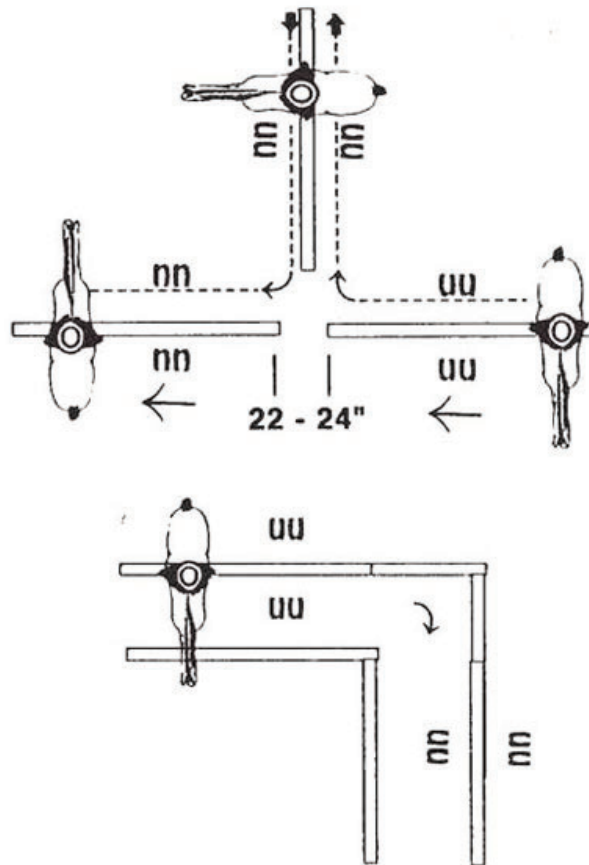
K. Ground tie;

TROT OVERS, LOPE OVERS & WALK OVERS

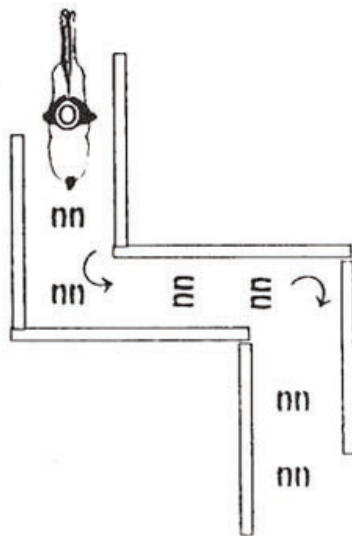
**Can use
Walk Overs, Trot Overs
& Lope Overs in One Class**



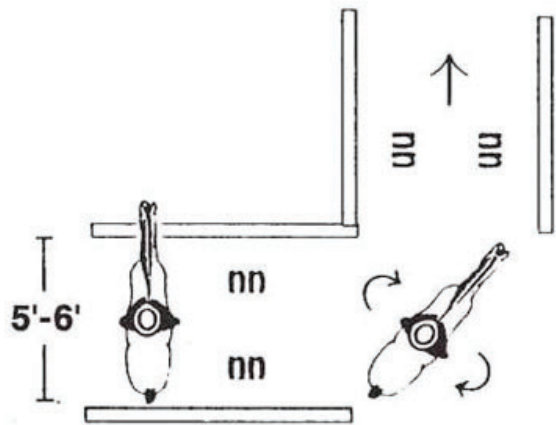
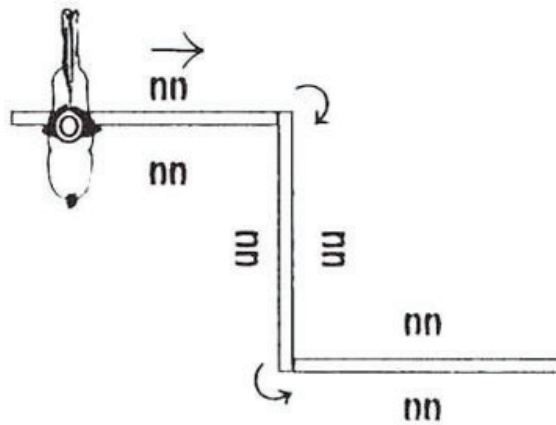
VARIATIONS OF SIDEPASS



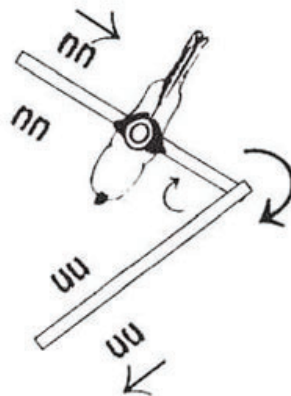
VARIATIONS OF L BACK THROUGH



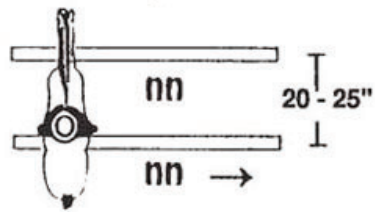
VARIATIONS OF SIDEPASS



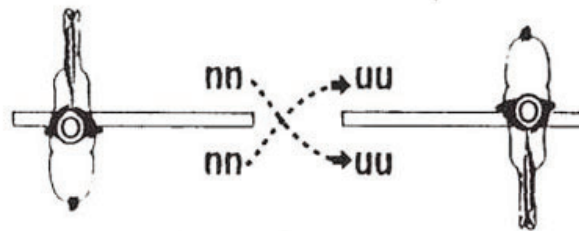
**SIDEPASS RIGHT, TURN RIGHT
SIDEPASS LEFT**



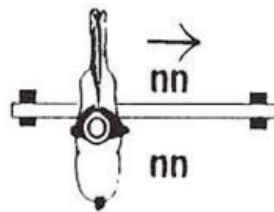
VARIATIONS OF SIDEPASS



FRONT FEET INSIDE OR
BACK FEET INSIDE

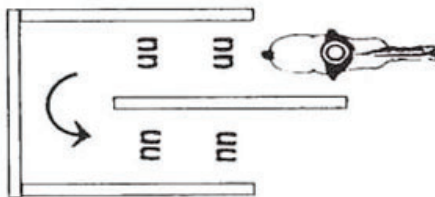
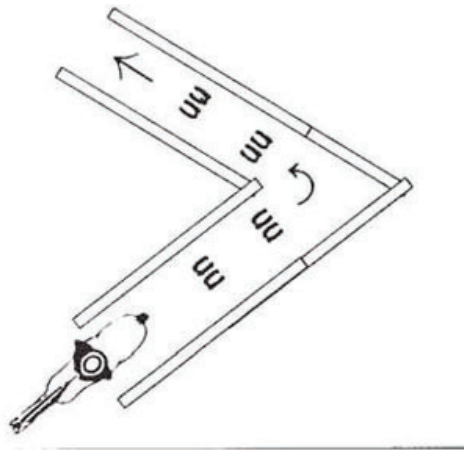
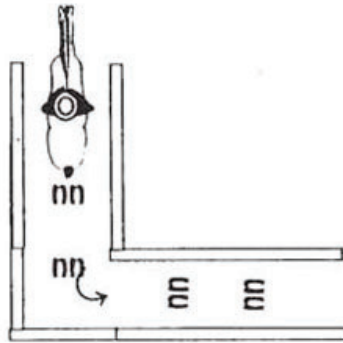


SIDEPASS RIGHT, TURN RIGHT
SIDEPASS LEFT

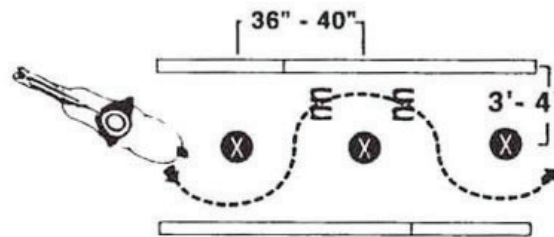


RAISED OBJECT
(no more than 12")

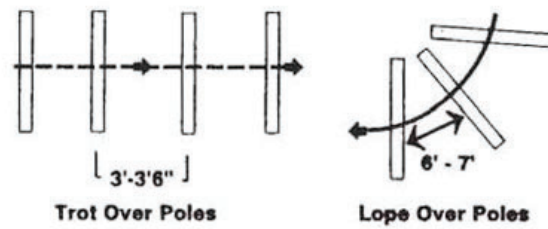
VARIATIONS OF L BACK THROUGH



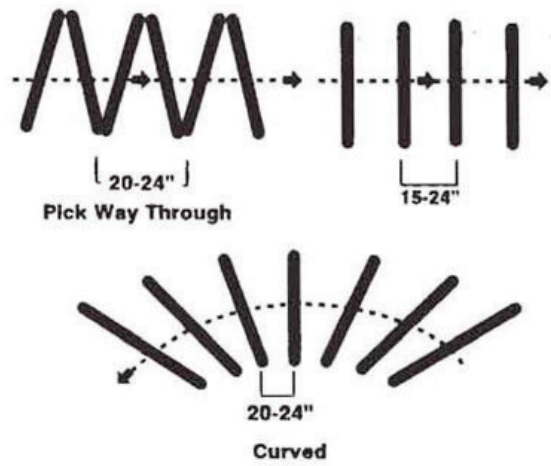
BACK THROUGH AND AROUND THREE MARKERS



TROT OVERS, LOPE OVERS



WALK OVERS



RANCH HORSE DIVISION

3600. Judging Emphasis. The ranch horse division demonstrates the performance, versatility and conformation of the Palomino horse as a working ranch horse. Classes offered may include Ranch Horse, Ranch Riding, Ranch Rail Pleasure, Ranch Trail, Ranch Reining and Ranch Conformation.

3601. In all gaits, movement of the ranch horse should simulate a horse needing to cover long distances, softly and quietly, like that of a working ranch horse. The following terminology shall apply:

3602. Walk - The walk is a natural, flat footed, four-beat gait. The gait is rhythmic and ground-covering. As in all gaits, the horse should display a level, or slightly above level topline with a bright, attentive expression.

3603. Extended Walk - The extended walk is an obvious lengthening of stride that will naturally increase the pace. The horse should move in a natural manner (not a running walk) as if it were moving across an open pasture.

3604. Trot - The trot is a natural two-beat gait demonstrating more forward motion than the western jog.

3605. Extended Trot - The extended trot is an obvious lengthening of the stride with a definite increase in pace. The horse should be moving in a manner as if it were covering a large area on a ranch with an above level topline.

3606. Lope - The lope is a three-beat gait. The lope should be relaxed and smooth with a natural, forward moving stride.

3607. Extended Lope - The extended lope is not a run or a race but should be an obvious lengthening of the stride, demonstrating a forward, working speed. The horse should display an above level topline with a bright, attentive expression.

RANCH HORSE

3608. Tack. A neck rope is required in this event. EXCEPTION: All Amateur and All Youth classes the neck rope and a rope are not required. The use of a keeper is prohibited. Closed reins are recommended. Split reins may be tied together prior to beginning the class.

3609. Disqualification, score 0.

- A. Any horse with no lead changes simple or flying;
- B. Major refusal, stop and back two strides or four steps with the front legs;
- C. Major disobedience, rearing, schooling;
- D. Any horse not following the exact pattern will be disqualified. Off pattern is any of the following:
 - 1) An incomplete pattern;
 - 2) Incorrect order of maneuvers;
 - 3) Knocking over barrels;
 - 4) Passing on wrong side of marker or obstacles;
 - 5) Completely missing an obstacle;
- E. Illegal equipment;
- F. Willful abuse.

3610. Failure to complete an obstacle shall not be a disqualification, but is to be severely penalized.

3611. Scoring. Scoring will be on basis of zero (0) to infinity, with seventy (70) denoting an average performance. Points will be added or subtracted from the maneuvers on the following basis ranging from:

- A. Excellent +1 1/2
- B. Very Good +1
- C. Good +1/2
- D. Average +0
- E. Poor -1/2
- F. Very Poor -1
- G. Extremely Poor - 1 1/2

3612. Five (5) point penalties

- A. Use of free hand to instill fear or praise;
- B. Blatant disobedience (kick, bite, buck, rear, etc.) for each refusal;
- C. Knocking down jump.

3613. Three (3) point penalties

- A. Not performing the specific gait (walk or lope) or stopping when called for in the pattern, within ten feet of the designated area;
- B. Break of gait at walk for more than two strides;
- C. Break of gait at lope;
- D. Additional lead changes anywhere in pattern;
- E. Wrong lead or out of lead;

- F. Draped reins;
- G. Out of lead or cross-cantering more than two strides when changing leads;
- H. Trotting more than three strides when making a simple lead change;
- I. Severe disturbance of any obstacle

3614. One (1) point penalties

- A. Hitting or rolling log;
- B. Too slow/per gait;
- C. Over Bridled;
- D. Out of frame
- E. Break of gait at walk for two strides or less
- F. Hind legs skipping or coming together during lead change;

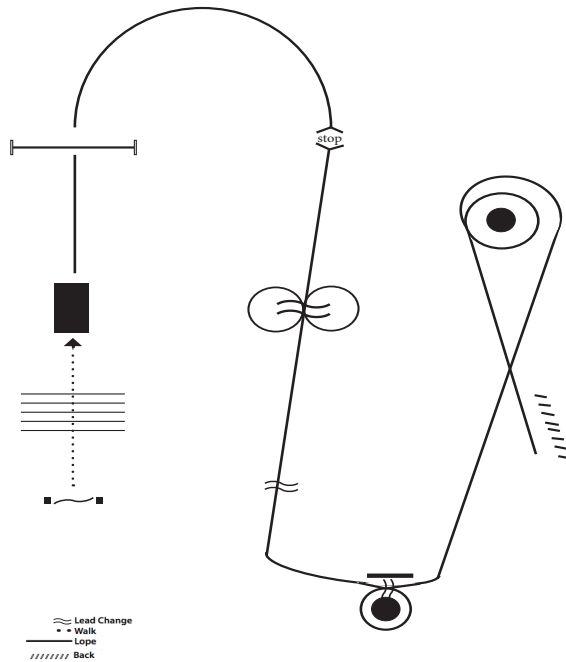
3615. One half (1/2) point penalties

- A. Ticking, light touch of log.

3616. The following are considered faults and should be judged accordingly in maneuver score:

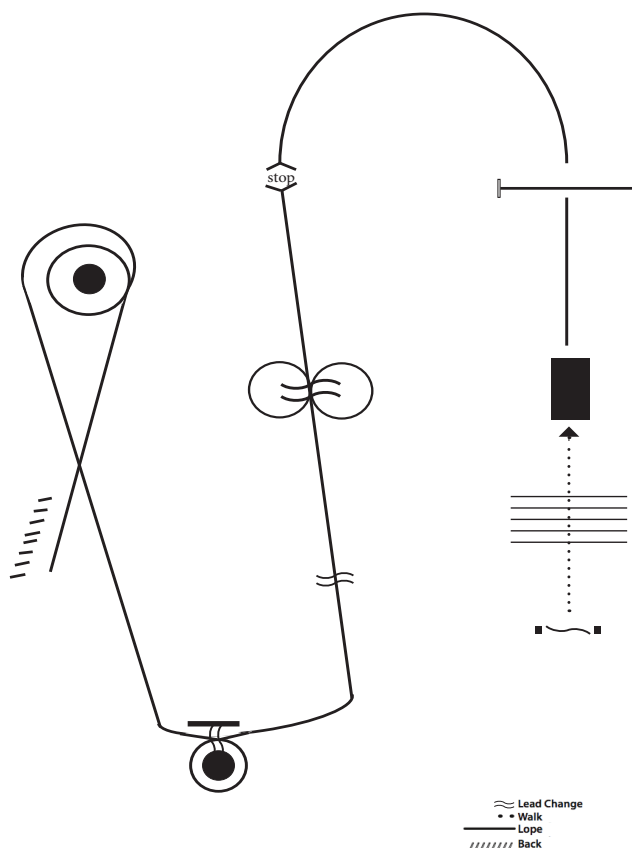
- A. Opening mouth excessively;
- B. Anticipating signals;
- C. Stumbling;
- D. Head carried too high;
- E. Head carried too low (tip of ear below the withers);
- F. Over-flexing or straining neck in head carriage so the nose is carried behind the vertical;
- G. Excessive nosing out.

RANCH HORSE PATTERN 1



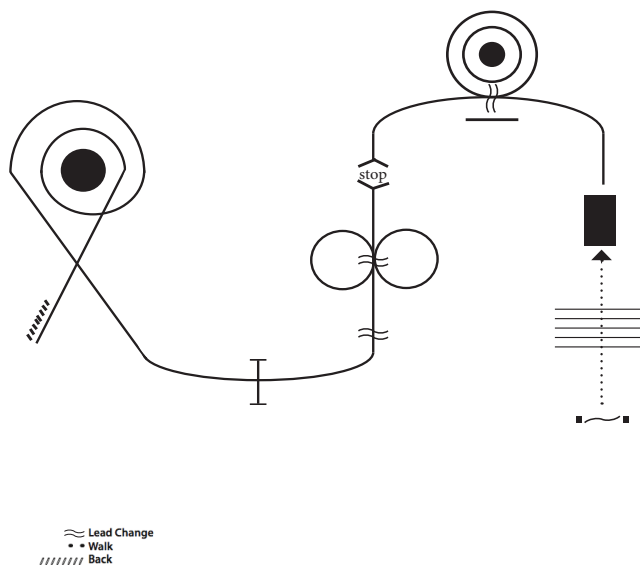
- 1) Work gate;
- 2) Walk over five logs. Distance between logs, measured at the edge of logs, twenty (20") to twenty-four (24") inches (40-60 cm);
- 3) Walk over bridge;
- 4) Begin on right lead at a slow lope to and over twelve (12") inch (30 cm) jump. (*Distance to be minimum of 36');
- 5) Stop and take down coiled rope in hand. Begin on left lead;
- 6) With speed on left lead make a fast figure eight, executing a simple or flying change to right lead. Execute another simple or flying lead change to left lead;
- 7) In between log and barrel execute a simple or flying lead change to right lead and around barrel showing speed. In between log and barrel execute a simple or flying lead change to left lead and lope with speed to next barrel;
- 8) Begin one fast large circle and one fast small circle around barrel on left lead. Run down straight away with speed;
- 9) Execute a sliding stop as coiled rope is pitched out and horse works rope by backing up. EXCEPTION: for all amateur and youth classes See **Rule 3608**;
- 10) Recoil rope. EXCEPTION: for all amateur and youth classes See **Rule 3608**;
- 11) Hesitate to demonstrate completion of pattern.

RANCH HORSE PATTERN 2



- 1) Work gate;
- 2) Walk over five logs. Distance between logs, measured at the edge of logs, twenty (20") to twenty-four (24") inches (40-60 cm);
- 3) Walk over bridge
- 4) Begin on left lead at a slow lope to and over twelve (12") inch (30 cm) jump. (*Distance to be minimum of 36')
- 5) Stop and take down coiled rope in hand. Begin on right lead;
- 6) With speed on right lead make a fast figure eight, executing a simple or flying lead change to the left lead. Execute another simple or flying lead change to right lead;
- 7) In between log and barrel execute a simple or flying lead change to the left lead and around barrel showing speed. Execute a simple or flying lead change to right lead and lope with speed to next barrel;
- 8) Begin one fast large circle and one fast small circle around barrel on right lead. Run down straight away with speed;
- 9) Execute a sliding stop as coiled rope is pitched out and horse works rope by backing up. EXCEPTION: all amateur and youth classes, See **Rule 3608**;
- 10) Recoil rope. EXCEPTION: all amateur and youth classes, See **Rule 3608**;
- 11) Hesitate to demonstrate completion of pattern.

RANCH HORSE PATTERN 3



- 1) Work the gate;
- 2) Walk over five logs. Distance between logs, measured at the edge of logs, twenty (20") to twenty four (24") inches (40-60 cm);
- 3) Walk over bridge;
- 4) Begin on the left lead and lope between the pole and barrel executing a simple or flying lead change to the right lead and lope around the barrel executing another simple or flying lead change to the left lead;
- 5) Stop and take down coiled rope in hand. Begin on right lead;
- 6) With speed on right lead make a fast figure eight, executing a simple or flying lead change to the left lead. Execute another simple or flying lead change to the right lead;
- 7) Lope over a twelve (12") inch (30 cm) jump on the right lead;
- 8) Begin one fast large circle and one fast small circle around barrel on right lead. Run down straight away with speed;
- 9) Execute a sliding stop as coiled rope is pitched out and horse works rope by backing up. EXCEPTION: all amateur and youth classes, See **Rule 3608**;
- 10) Recoil rope, EXCEPTION: all amateur and youth classes, See **Rule 3608**;
- 11) Hesitate to demonstrate completion of pattern.

RANCH RIDING

3617. The purpose of the ranch riding class is to measure the ability of the horse to be a pleasure to ride while being used as a means of conveyance from performing one ranch task to another. The horse should reflect the versatility, attitude, and movement of a working ranch horse riding outside the confines of an arena. The horse should be well-trained, relaxed, quiet, soft and cadenced at all gaits. The ideal ranch horse will travel with forward movement and demonstrate an obvious lengthening of stride at extended gaits. The horse can be ridden with light contact or on a relatively loose rein without requiring undue restraint, but not be shown on a full drape of reins. The overall manners and responsiveness of the ranch riding horse to make timely transitions in a smooth and correct manner, as well as the quality of movement are the primary considerations. The ideal ranch riding horse should have a natural ranch horse appearance from head to tail in each maneuver.

3618. For horses three years of age and older, offered as junior, senior or all-aged open division, and as an all aged class for Novice Youth, Youth, Novice Amateur. Select Amateur and Amateur.

3619. Class requirements:

A. Each horse will work individually, performing both required and optional maneuvers, and scored on the basis of 0 to 100, with 70 denoting an average performance. Each maneuver will receive a score that should be added or subtracted from 70 and is subject to a penalty that should be subtracted. Each maneuver will be scored on the following basis, ranging from plus 1 1/2 to minus 1 1/2: -1 1/2 extremely poor, -1 very poor, -1/2 poor, 0 correct, +1/2 good, +1 very good, +1 1/2 excellent. Maneuver scores are to be determined and assessed independently of penalty points.

B. The required maneuvers will include the walk, trot, and lope both directions: and the extended trot and extended lope at least one direction; as well as stops, and back.

C. The optional maneuvers may include a side pass, turns of 360 or more, change of lead (simple or flying), walk, trot, or lope over a log(s); or some reasonable combination of maneuvers that would be reasonable for a ranch horse to perform or encounter during ranch work.

D. The overall cadence and performance of the gaits should be as those described in **Ranch Horse Division**, with an emphasis on forward movement, free-flowing, and ground covering for all gaits. Transitions should be performed where designated, with smoothness and responsiveness.

E. No time limit.

F. One of fifteen (15) approved patterns must be used..

G. The use of natural logs is encouraged.

H. Sitting the regular trot and lope is recommended; though standing in the stirrups at the extended trot and extended lope, or posting the extended trot is acceptable.

I. Touching or holding the saddle horn is acceptable.

3620. Ranch Riding Apparel and Equipment

A. No hoof polish.

B. No braided or banded manes or tail extensions.

C. Trimming inside ears is discouraged.

D. Trimming bridle path is allowed, also trimming of fetlocks or excessive (long) facial hair.

E. Equipment with silver should not count over a good working outfit. Silver on bridles and saddles is discouraged.

F. It is suggested competitors use a breast collar and a rear cinch.

G. When exhibiting in a snaffle bit or hackamore, an exhibitor may switch between two hands and one hand on the reins at any time.

3621. Ranch Riding Penalties. Maneuver evaluations and penalty applications are to be determined independently. The following penalties will be applied to each occurrence and be deducted from the final score:

A. One (1) point penalties

Too slow/per gait

Over-Bridled

Out of Frame

Break of gait at walk or trot for 2 strides or less

Wrong Lead or out of lead for 2 strides or less

B. Three (3) point penalties

Break of gait at walk or trot for more than 2 strides

Break of gait at lope; except when correcting an incorrect lead

Wrong lead or out of lead for more than 2 strides

Draped reins

Out of lead or cross-cantering more than two strides when changing leads

Trotting more than three strides when making a simple lead change

Trotting fore more than 2 strides in lope departures or exiting a rollback into a lope from a stop or walk

Severe disturbance of any obstacle

C. Five (5) point penalties

Blatant disobedience (kick, bite, buck, rear, etc.) for each refusal

D. (OP) Placed below horses performing all maneuvers

Eliminates maneuver

Incomplete maneuver

Repeated blatant disobedience

Use of two hands (except junior or novice horses shown in a snaffle bit/hackamore), more than one finger between split reins or any finger between romal reins (except in the two rein).

E. Zero (0) score

Illegal equipment; including hoof black, braided or banded manes, or tail extensions

Willful abuse

Major disobedience or schooling

Lameness

3622. No specific penalties will be incurred for nicks/hits on legs but deduction may be made in maneuver score.

3623. No specific penalties will be incurred for over/under spins but deduction may be made in maneuver score.

3624. The following are considered faults and should be judged accordingly in maneuver score:

A. Opening mouth excessively;

B. Anticipating signals;

C. Stumbling;

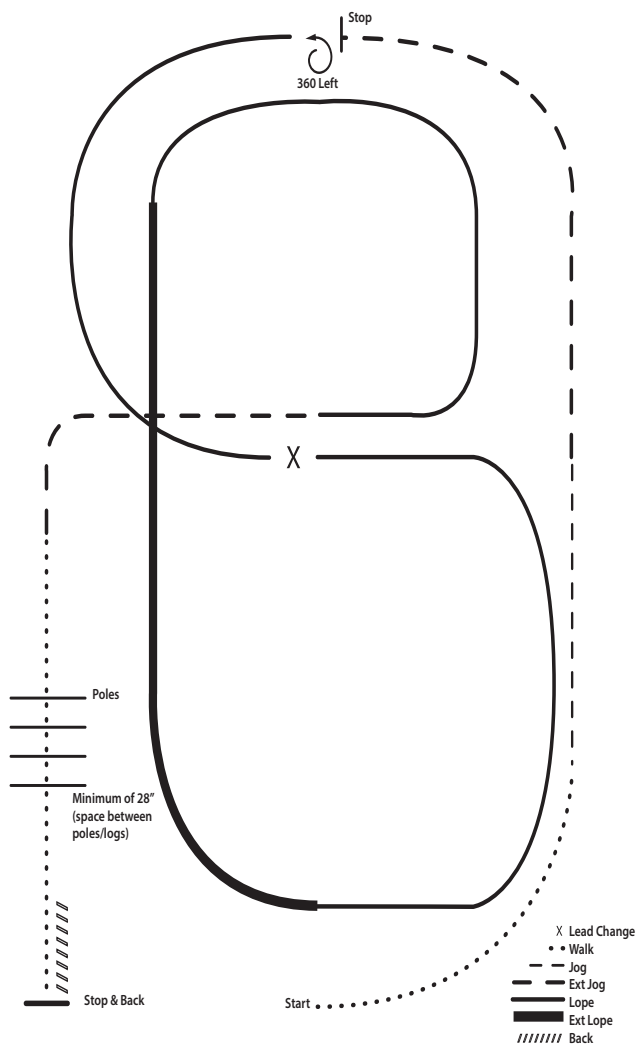
D. Head carried too high;

E. Head carried too low (tip of ear below the withers);

F. Over-flexing or straining neck in head carriage so the nose is carried behind the vertical;

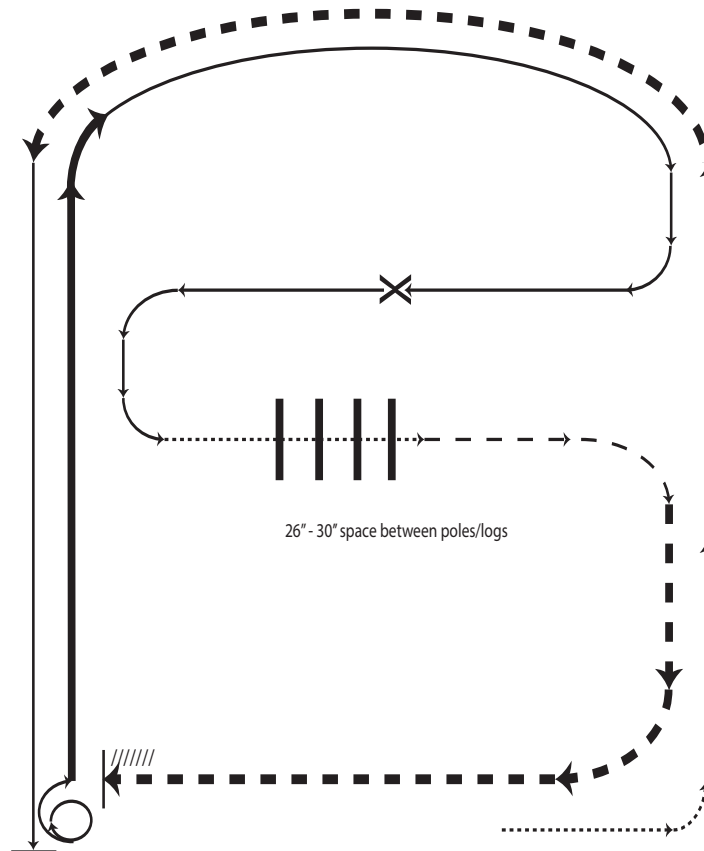
G. Excessive nosing out.

RANCH RIDING PATTERN 1



1. Walk
2. Trot
3. Extend the trot, at top of the arena, stop
4. 360 turn to the left
5. Left lead 1/2 circle, lope to the center
6. Change leads (simple or flying)
7. Right Lead 1/2 circle
8. Extended lope up the long side of the arena (right lead)
9. Collect back to a lope around the top of the arena and back to center
10. Break down to an extended trot
11. Walk over poles
12. Stop and back

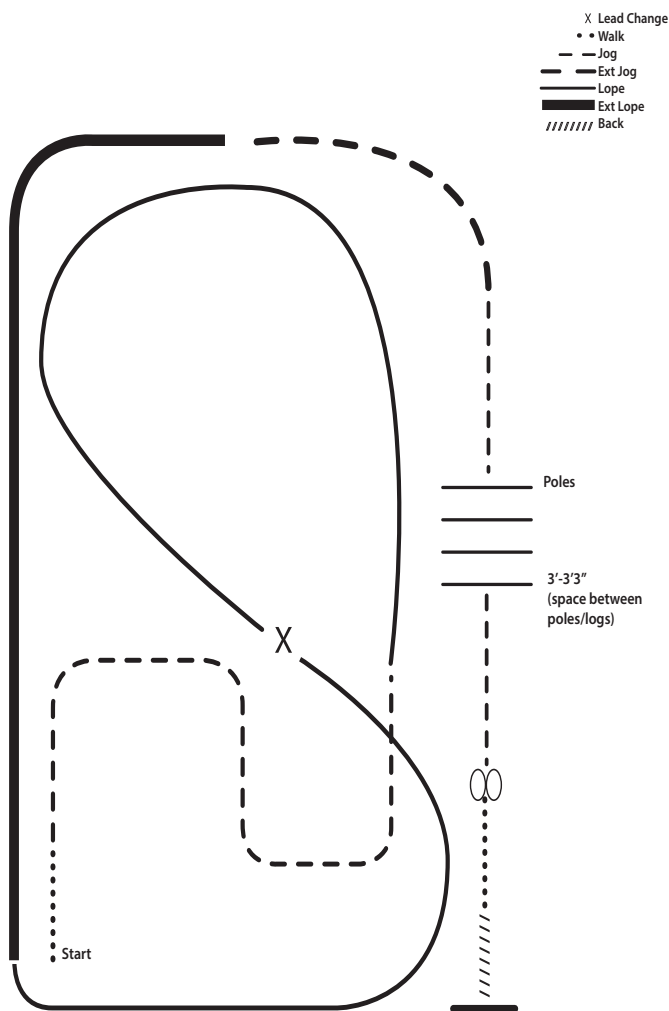
RANCH RIDING PATTERN 2



1. Walk
2. Trot
3. Extended trot
4. Left lead lope
5. Stop, 1 1/2 turn right
6. Extended lope
7. Collect to working lope - right lead
8. Change leads (simple or flying)
9. Walk
10. Walk over logs
11. Trot
12. Extended trot
13. Stop and back

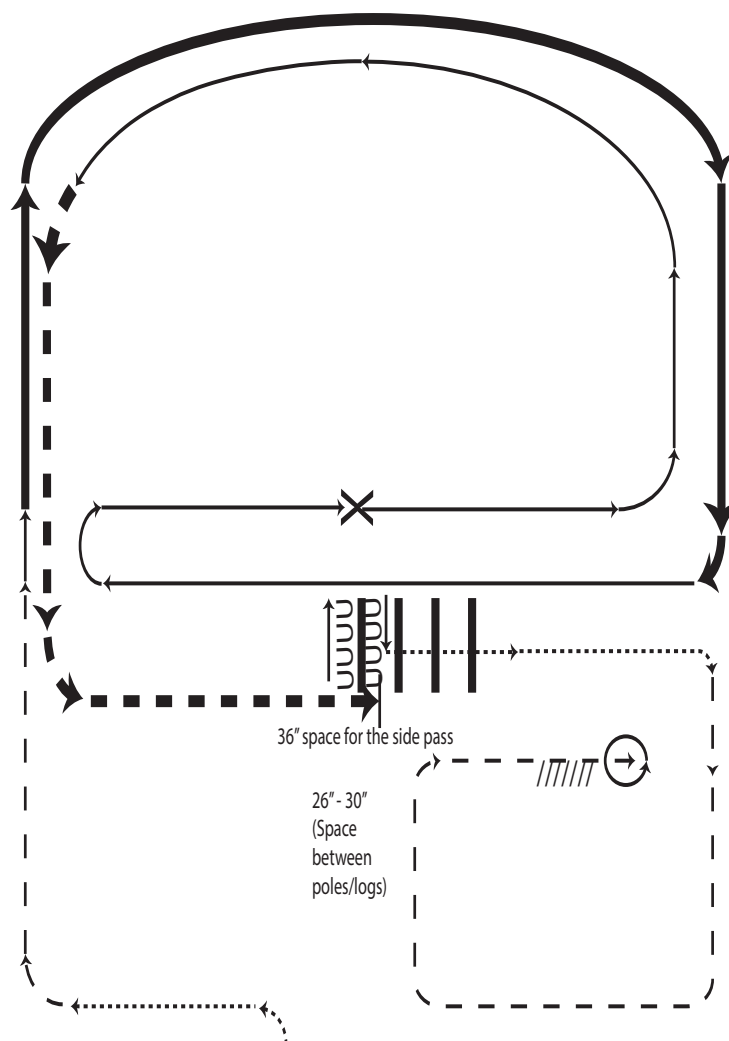
- X Lead Change
- • Walk
- Trot
- Ext Trot
- Lope
- Ext Lope
- //// Back

RANCH RIDING PATTERN 3



1. Walk
2. Trot serpentine
3. Lope left lead around the end of the arena and then diagonally across the arena
4. Change leads (simple or flying)
5. Lope on right lead around end of the arena
6. Extend lope on the straight away and around corner of the center of the arena
7. Extend trot around corner of the arena
8. Collect to a trot
9. Trot over poles
10. Stop, do 360 turn each direction (either directions first; L-R or R-L)
11. Walk, stop, and back

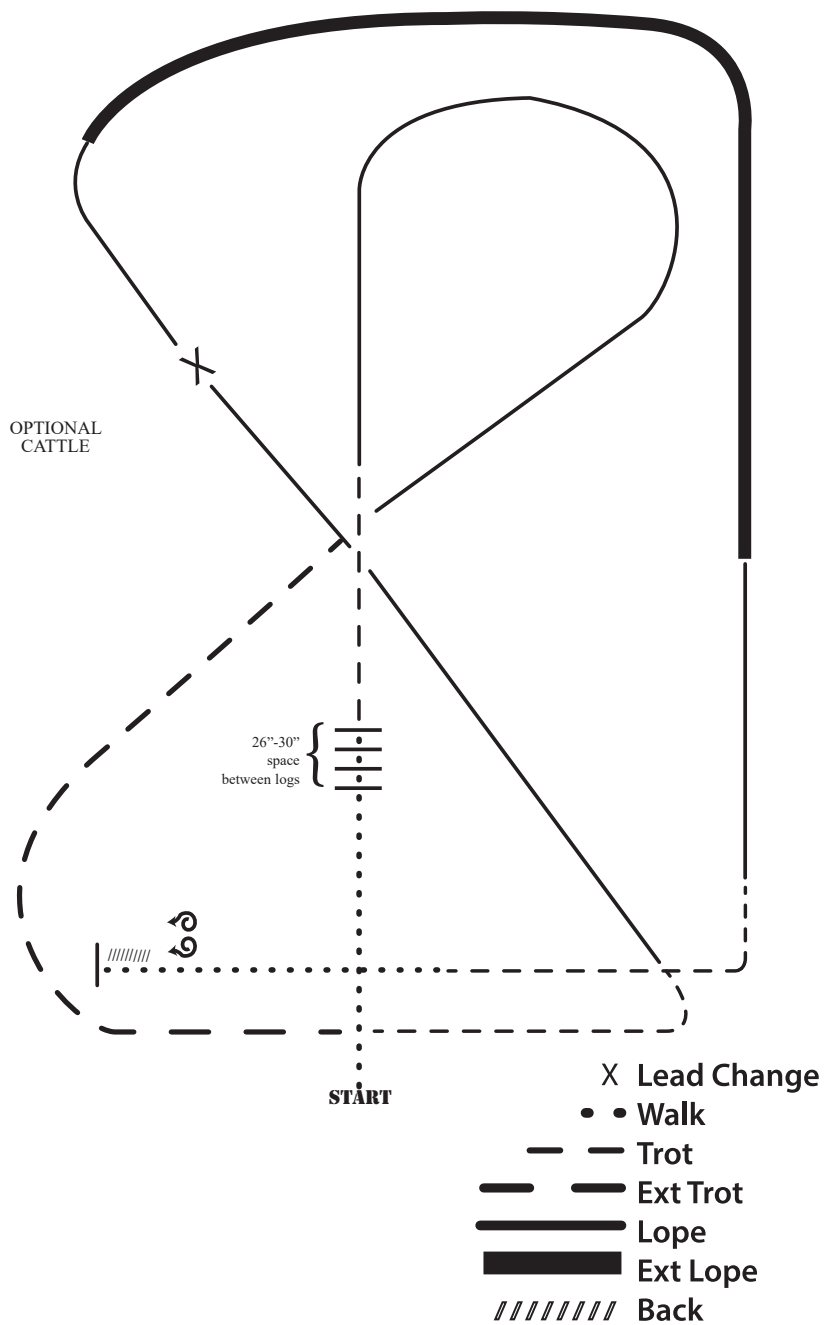
RANCH RIDING PATTERN 4



1. Walk
2. Trot
3. Extended lope-right lead
4. Lope-right lead
5. Change lead (simple or flying)
6. Lope left lead
7. Extended trot
8. Stop, side pass left, side pass right, 1/2 way
9. Walk over logs
10. Walk
11. Trot square
12. Stop, 360 turn left, back

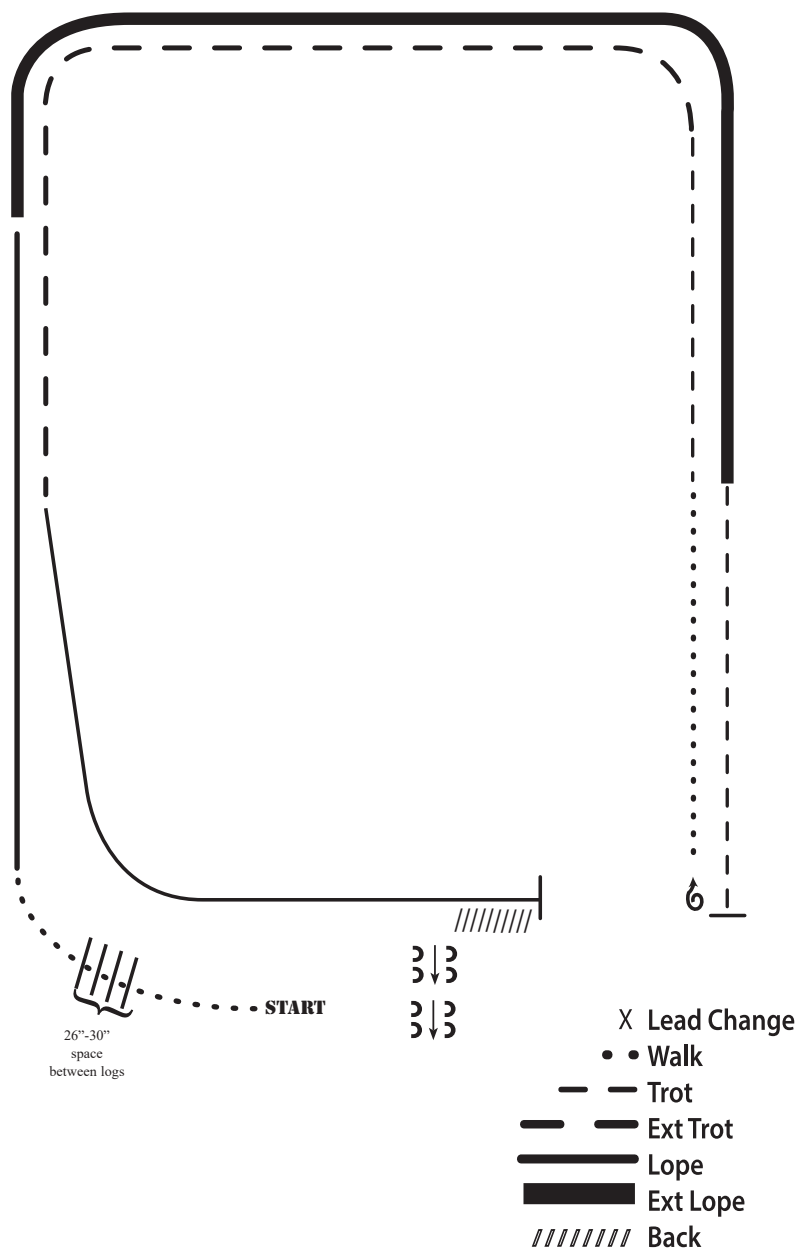
- X Lead Change
- • Walk
 - - Trot
 - - Ext Trot
 - - Lope
 - - Ext Lope
 - ////// Back

RANCH RIDING PATTERN 5



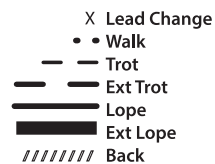
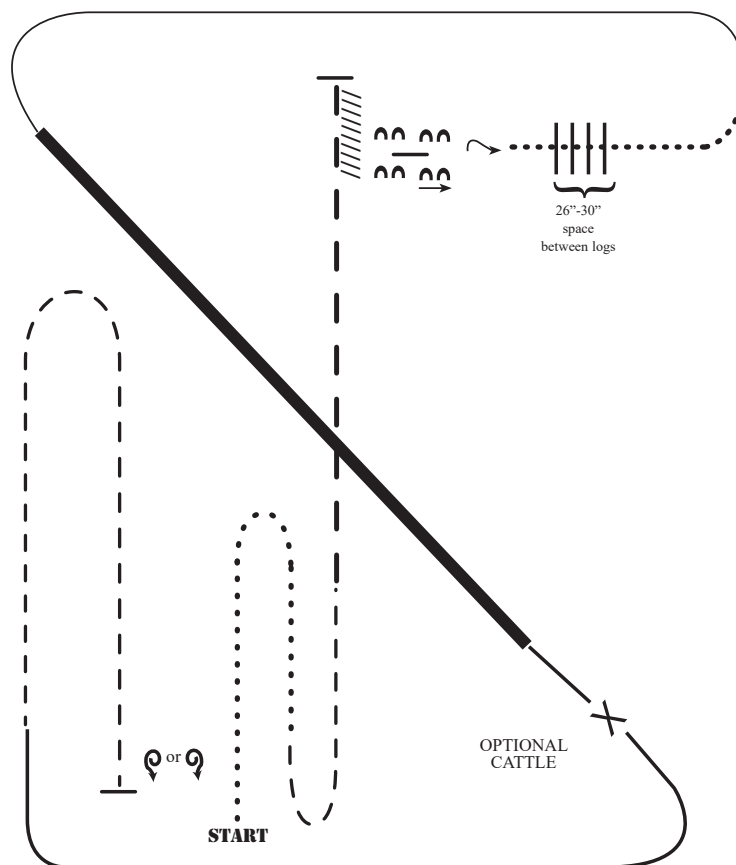
1. Walk
2. Walk over logs
3. Trot
4. Lope right lead
5. Extended trot
6. Trot
7. Lope left lead
8. Change leads (simple or flying)
9. Right lead, extended lope
10. Collect Lope
11. Trot
12. Walk
13. Stop and back
14. 360 degree turn each direction (either direction 1st) (L-R or R-L)

RANCH RIDING PATTERN 6



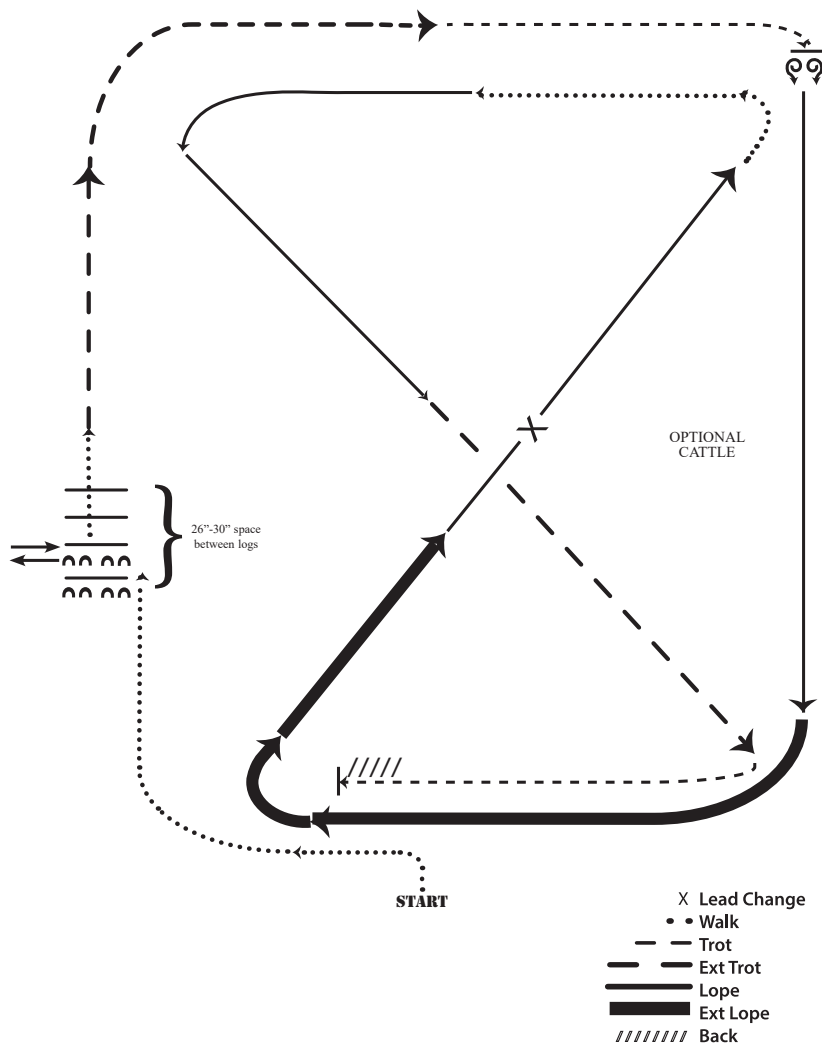
1. Walk
2. Walk over logs
3. Lope right lead
4. Extended lope (right lead)
5. Trot
6. Stop, 1 1/2 turns right
7. Walk
8. Trot
9. Extended trot
10. Lope left lead
11. Stop and Back
12. Side pass right

RANCH RIDING PATTERN 7



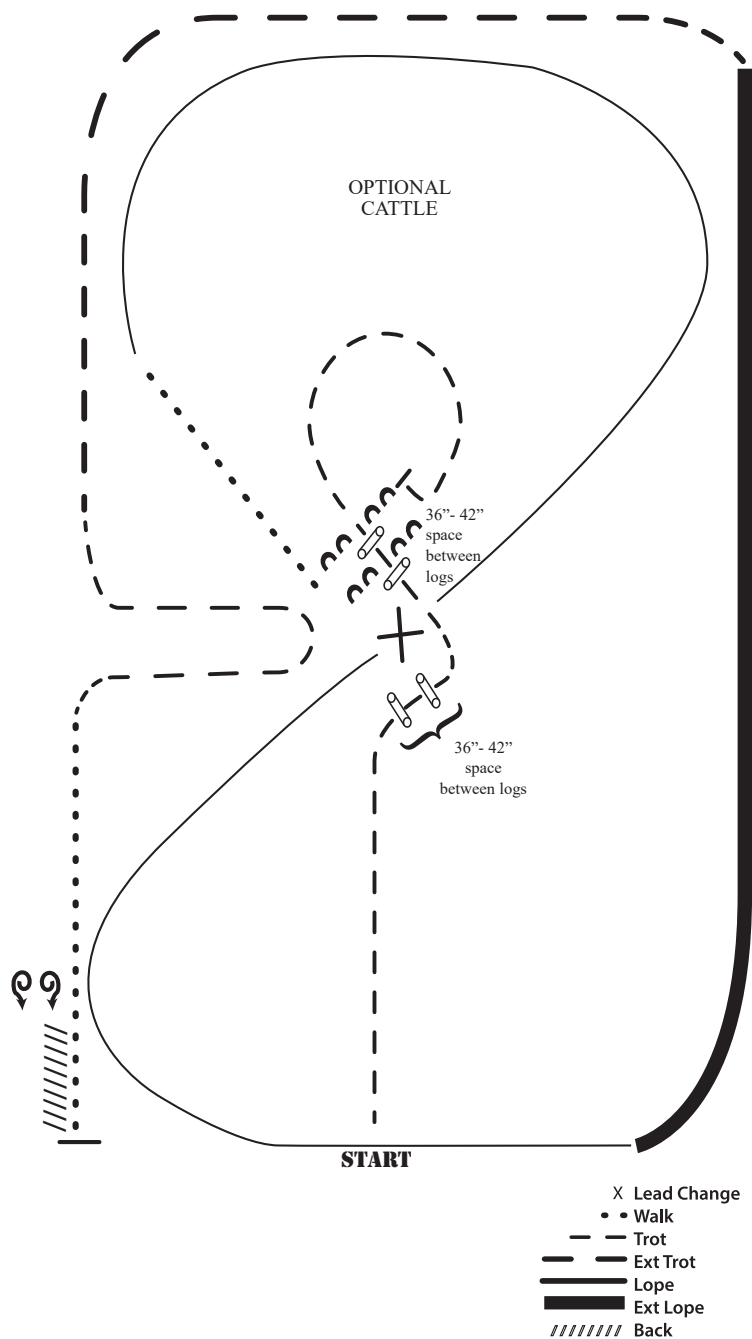
1. Walk
2. Trot
3. Extended trot
4. Stop and back
5. Side pass over log right
6. 1/4 turn right, walk over logs
7. Walk
8. Lope left lead
9. Extended lope (left lead)
10. Collect lope, change leads (simple or flying)
11. Lope right lead
12. Trot
13. Stop, one 360 degree turn either direction

RANCH RIDING PATTERN 8



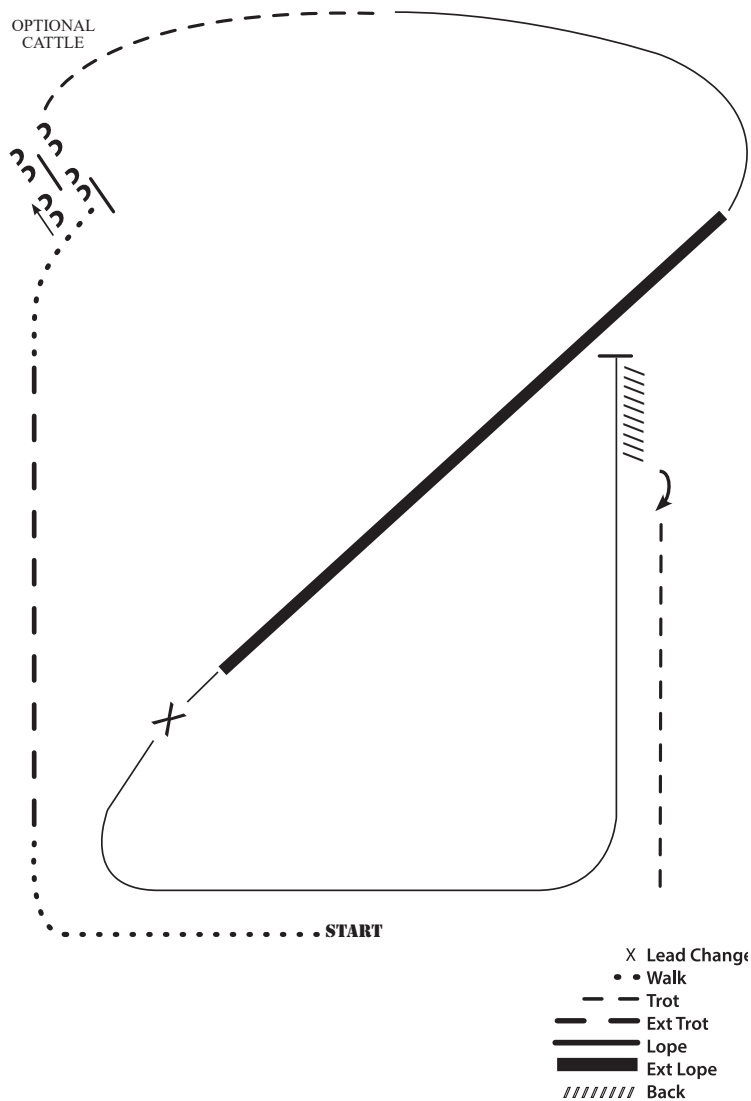
1. Walk
2. Side pass left across first log, side pass 1/2 way to right
3. Walk across logs
4. Extended trot
5. Trot
6. Stop, 360 degree turn each direction (either direction 1st) (L-R or R-L)
7. Lope right lead
8. Extended lope (right lead)
9. Collect lope, change leads (simple or flying)
10. Walk
11. Lope left lead
12. Extended trot
13. Trot
14. Stop and back

RANCH RIDING PATTERN 9



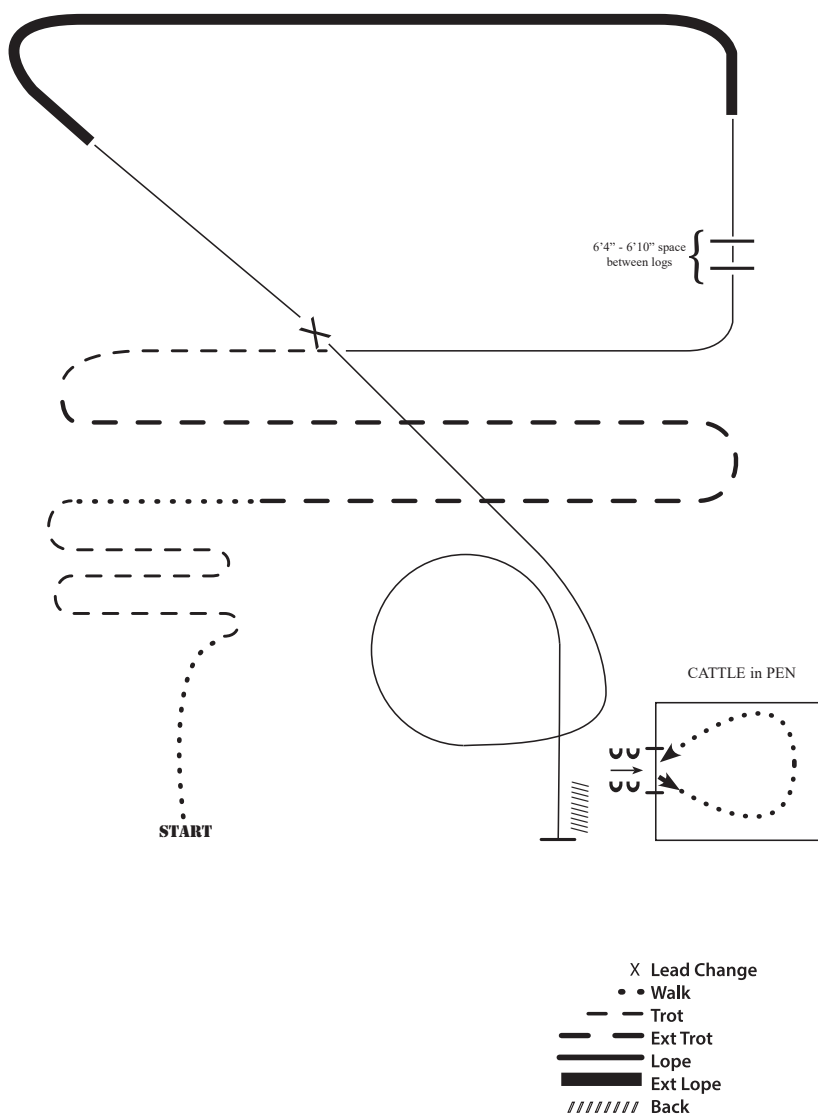
1. Trot
2. Trot two sets of logs
3. Trot circle, stop and side pass log left
4. Walk
5. Lope right lead
6. Change leads (simple or flying)
7. Lope left lead
8. Extended lope (left lead)
9. Extended trot
10. Trot
11. Walk
12. Stop and back
13. 360 degree turn each direction (either direction 1st) (L-R or R-L)

RANCH RIDING PATTERN 10



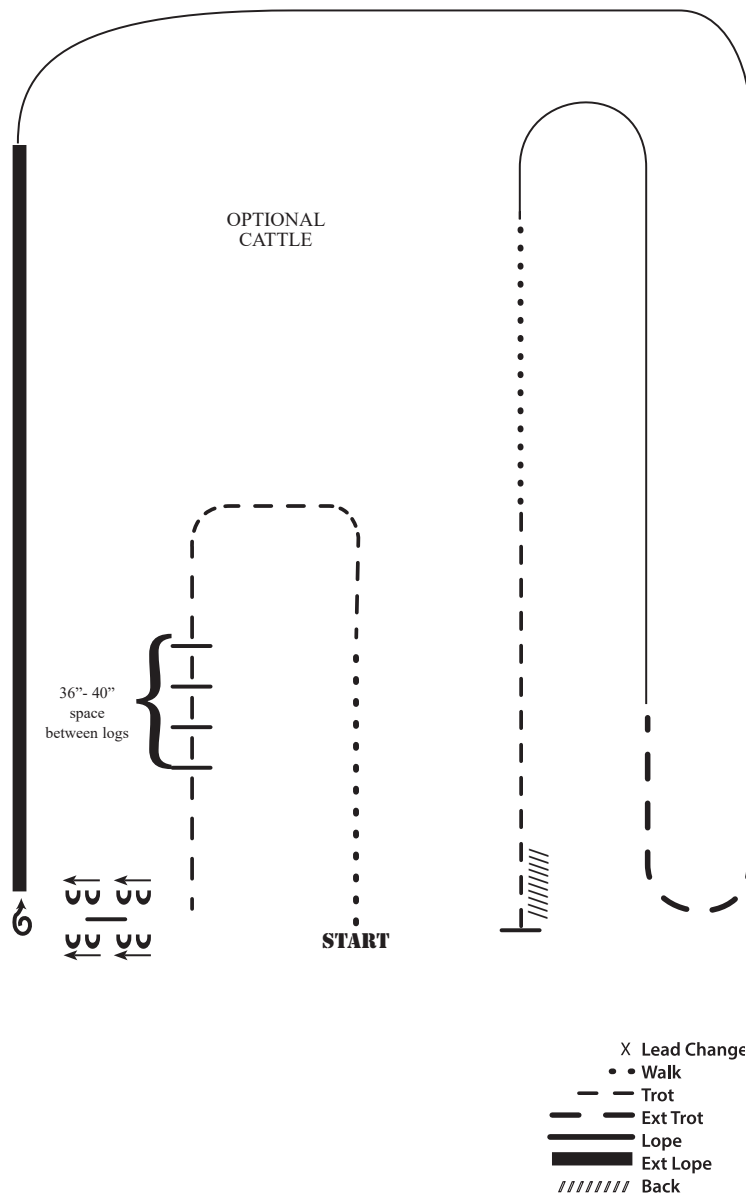
1. Walk
2. Extended trot
3. Walk
4. Stop, side pass log left
5. Trot
6. Lope right lead
7. Extended Lope (right lead)
8. Collect lope and change leads (simple or flying)
9. Lope left lead
10. Stop and back
11. 180 turn to right
12. Trot

RANCH RIDING PATTERN 11



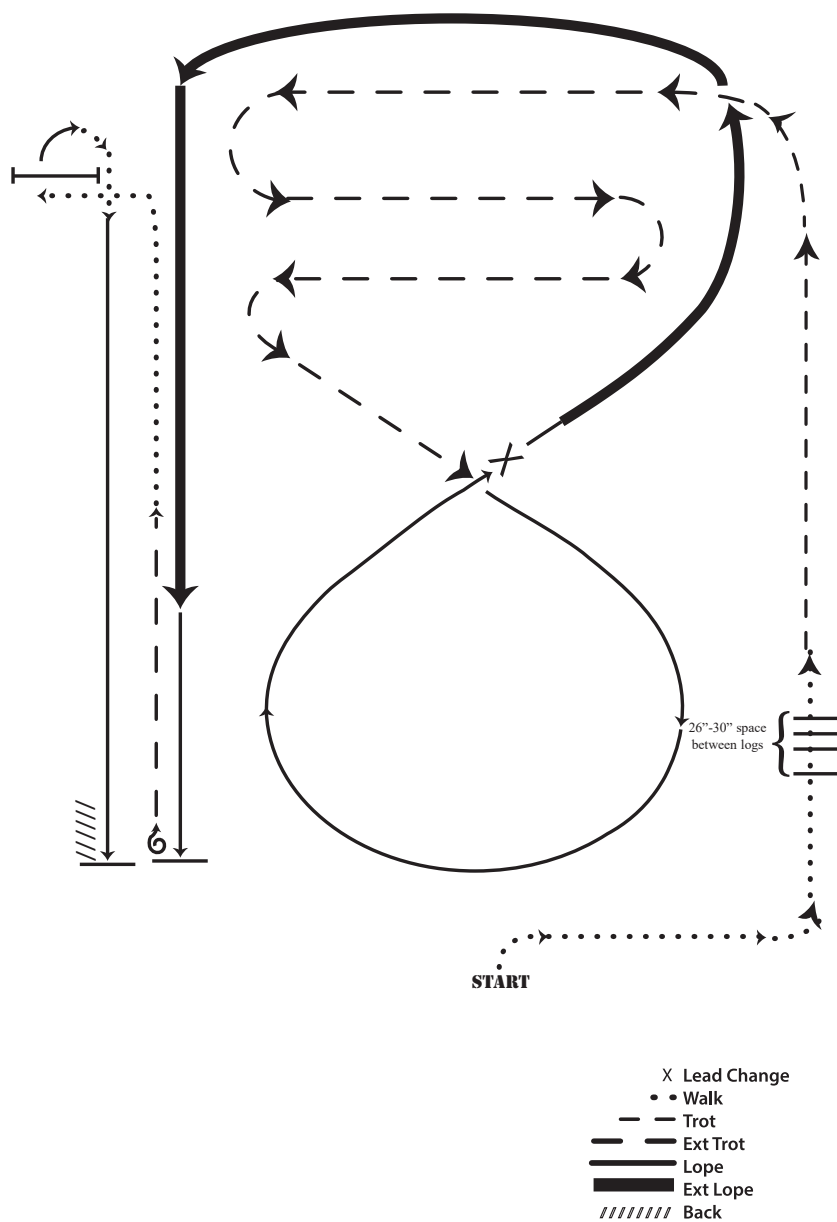
1. Walk
2. Trot serpentine
3. Walk
4. Extended trot
5. Trot
6. Lope left lead
7. Lope over logs
8. Extended lope (left lead)
9. Collect lope, change leads (simple or flying)
10. Lope right lead
11. Lope circle
12. Stop and back
13. Side pass to gate, left hand push into pen
14. Walk through cattle, right hand push out

RANCH RIDING PATTERN 12

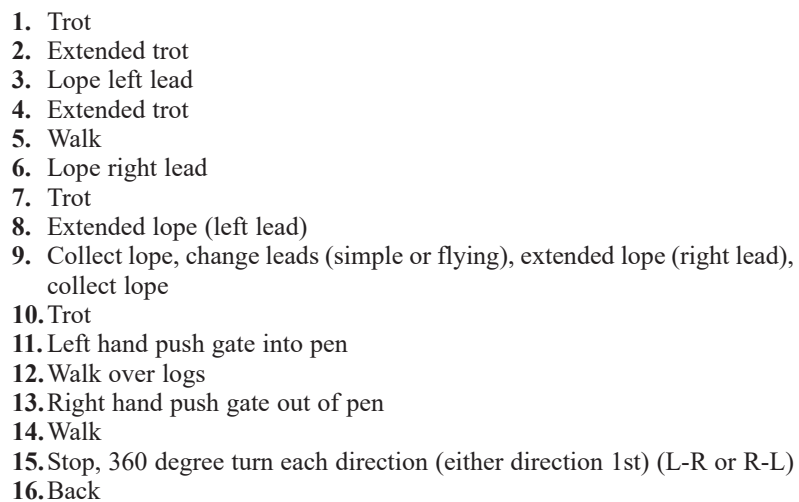


1. Walk
2. Trot
3. Trot logs
4. Side pass right over log
5. 1 1/2 turns right
6. Extended lope (right lead)
7. Lope right lead
8. Extended trot
9. Lope left lead
10. Walk
11. Trot
12. Stop and back

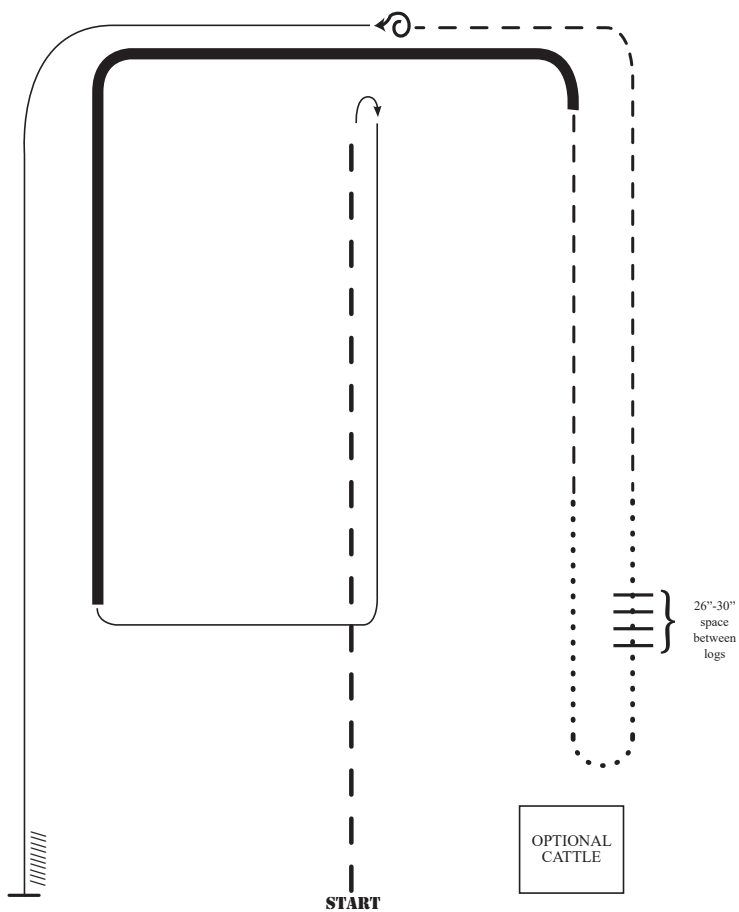
RANCH RIDING PATTERN 13



1. Walk
2. Walk over logs
3. Trot
4. Extended trot serpentine
5. Lope right lead
6. Change leads (simple or flying)
7. Extended lope (left lead), collect lope
8. Stop, 1 1/2 turn, either direction
9. Trot
10. Walk to gate
11. Right hand push gate
12. Walk, lope left lead
13. Stop and back



RANCH RIDING PATTERN 15



X Lead Change
 • • Walk
 - - Trot
 - - Ext Trot
 — Lope
 — Ext Lope
 // // // Back

1. Extended trot
2. Stop, rollback right
3. Lope right lead
4. Extended lope (right lead)
5. Trot
6. Walk
7. Walk over logs
8. Walk
9. Trot
10. Stop, 360 left
11. Lope left lead
12. Stop and back

RANCH RAIL PLEASURE

3625. For horses three years of age and older, offered as junior, senior or all-aged open division, and as an all aged class for Novice Youth, Youth, Novice Amateur, Select Amateur and Amateur.

3626. This class is intended as a rail class but individuals working off the rail will not be penalized.

3627. The Ranch Rail Pleasure class measures the ability of the horse to be a pleasure to ride while being used as a means of conveyance from one ranch task to another and should reflect the versatility, attitude, and movement of a working horse. The horse should be well-broke, relaxed, quiet, soft and cadenced at all gaits. The horse should be ridden on a relatively loose rein with light contact and without requiring undue restraint. The horse should be responsive to the rider and make timely transitions in a smooth and correct manner. The horse should be soft in the bridle and yield to contact. The ideal ranch rail horse should have a natural head carriage at each gait. In all gaits, movement of the ranch rail pleasure horse should simulate a horse needing to cover long distances, softly and quietly, like that of a working ranch horse. This class should show the horse's ability to work at a forward, working speed while under control by the rider. Light contact should be rewarded and horse shall not be shown on a full drape of reins. Maximum credit should be given to the horse that has a flowing stride, is balanced, and that gives the appearance of being willing, fit, alert and a pleasure to ride while possessing great athletic ability and agility. This class will be judged on the performance, athletic ability, condition and conformation of the horse.

3628. Part of the evaluation of this class is on smoothness of transitions. A horse may be collected from the extended trot as the horse moves into the lope. The transition from the extended lope down to the trot is a transition to the seated trot not the extended trot. Therefore, an extra cue to achieve this gait is expected. Horses that complete this total transition within three (3) strides calmly and obediently should be rewarded. Horses that attempt to stop or do stop prior to trotting will be penalized. Judges expect to see horses that have been trained to respond to cues. To see these cues applied discretely and the horse responding correctly could be a credit earning situation.

3629. To rein a horse is not only to guide him but also to control his every movement. The best reined horse should be willingly guided or controlled with little or no apparent resistance and dictated to completely. Any movement on his own must be considered a lack of control.

3630. Class Procedure. Horses are to be shown at a walk, trot, extended trot and lope on a reasonably loose rein without undue restraint.

A. Horses must work both ways of the ring at the walk, trot, extended trot and lope to demonstrate their ability with different leads. Cadence and balance with smoothness is more essential than speed and riders may sit or post the extended trot;

B. Judges, at their discretion, may also ask for an extended lope. A maximum of twelve (12) horses will be asked to extend lope at one time depending upon the size of the arena.

C. At the option of the judge, horses may be asked to lengthen their stride at the walk or trot, one or both ways of the ring.

D. Horses are to be reversed to the inside (away from the rail). They may be required to reverse at the walk or trot at the discretion of the judge, but shall not be asked to reverse at the lope;

E. Horses are required to back easily and stand quietly;

F. The judge may ask for additional work of the same nature from any horse.

G. The rider shall not be required to dismount except in the event the judge wishes to check equipment.

3631. Faults to be scored according to severity and can be a cause for disqualification:

A. Too slow/per gait

B. Excessive speed (any gait)

C. Over-bridled or excessive nosing out or excessive head bobbing

D. Opening/gapping mouth excessively

E. Out of frame

F. Break of gait (including not walking when called for)

G. Failure to take the appropriate gait when called for (during transitions, excessive delay)

H. Wrong lead or out of lead

I. Overly canted at the lope

J. Draped reins

- K. Out of lead or cross-cantering more than two strides
- L. Trotting more than three strides when taking lead
- M. Quick, choppy or pony strided
- N. Unnatural ranch horse appearance (Horse's tail is obvious and consistently carried in an unnatural manner in every maneuver)
- O. Stumbling, ringing tail
- P. If horse appears sullen, dull, lethargic, emaciated, drawn or overly tired
- Q. Blatant disobedience (kick, bite, buck, rear, etc.)
- R. Major disobedience or schooling
- S. Use of spurs or romal forward of the cinch
- T. Use of either hand to instill fear/praise

3632. Ranch Class Apparel and Equipment: Attire and tack should be clean and presentable. Working tack is encouraged.

- A. No hoof polish;
- B. No braided or banded manes or tail extensions
- C. Trimming inside ears is discouraged.
- D. Trimming bridle path is allowed, also trimming of fetlocks or excessive (long) facial
- E. Equipment with silver should not count over a good working outfit. Silver bridles and saddles are discouraged.

RANCH TRAIL

3633. RANCH TRAIL. This class should test the horse's ability to cope with situations encountered while being ridden through a pattern of obstacles generally found during the course of everyday ranch work. The horse/rider team is judged on the correctness, efficiency, and pattern accuracy with which the obstacles are negotiated, and the attitude and mannerisms exhibited by the horse. Judging emphasis is on identifying the well broke, responsive, and well-mannered horse which can correctly navigate and negotiate the course. The ideal ranch trail horse should have a natural ranch horse appearance from head to tail in each maneuver.

3634. CLASS REQUIREMENTS/PROCEDURES:

A. The ranch trail course will include no less than six and no more than nine obstacles. It is mandatory that the horse be asked to walk, trot and lope during the course. Walk can be part of obstacle score or be scored with the approaching obstacle. Trot must be at least 35 feet and score with approaching obstacle. Lope must be lead-specific, at least 50 feet and score with approaching obstacle. Care must be exercised to avoid setting up any obstacles that may be hazardous to the horse or rider.

B. When setting courses, management will be mindful that the idea is not to trap a horse/rider team or eliminate it by making an obstacle too difficult. All courses and obstacles are to be constructed with safety in mind so as to reduce the risk for accidents. Show committee shall have the option of setting up the trail course to best fit the arena conditions. An outdoor course is recommended if appropriate terrain is available. Each single-performance event can be time consuming, especially with large classes, so it is imperative that time restrictions are placed on this class. The show committee, either through a pilot run or estimation, shall select a course that has a continuous and positive flow that can be negotiated in four minutes or less.

C. Judges must walk the course and have the right and duty to alter the course if it is not in keeping with the intent of the class. Judges may remove or change any obstacles they deem unsafe, non-negotiable or unnecessarily difficult. Any time a trail obstacle becomes unsafe during a class, it shall be repaired or removed from the course. If the course cannot be repaired and some horses have completed the course, the score for that obstacle shall be deducted from all previous draws in that class.

D. The course must be designed using the mandatory obstacles and maneuvers plus optional obstacles. Combining two or more of the obstacles is acceptable.

E. PROHIBITED OBSTACLES: Tarps, water obstacles with slick bottoms, PVC pipe used as a jump or walk over, tires, rocking or moving bridges, logs elevated in a manner that permits such to roll in a dangerous manner.

F. MANDATORY OBSTACLES AND MANUEVERS.

1. Ride over obstacles on the ground (natural logs are strongly recommended). Walk, trot or lope may be used but only one gait is required. - Walk-overs: Walk over no more than five logs no more than 10 inches high and spacing between 26 – 30 inches. The formation may be straight, curved, zigzagged or raised. - Trot-overs: Trot over no more than five logs no more than 10 inches high. The space between logs or

poles should be 36-42 inches. The formation can also be straight, curved, zigzagged or raised. - Lope-overs: Lope over no more than five logs no more than 10 inches high. The space between logs should be 6 to 7 feet. The formation can also be straight, curved, zigzagged or raised.

2. Opening, passing through and closing a hinged swinging gate (not a rope gate): Use gate that will not endanger horse or rider and requires minimum side-passing.

3. Ride over wooden bridge: Bridge should be sturdy, safe and negotiated at a walk only. Heavy plywood lying flat on the ground is an acceptable simulation of a bridge. Suggested minimum width shall be 36 inches wide and at least 6 feet long.

4. Backing obstacles: Backing obstacles are to be spaced at a minimum of 28 inches. If elevated, 30 inch spacing is required. Back through and around at least three markers. Back through L, V, U or straight or similarly shaped course which may be elevated no more than 24 inches.

5. Side-pass obstacle: Any object which is safe and of any length may be used to demonstrate responsiveness of the horse to leg signals. Raised side pass obstacles should not exceed 12 inches.

6. Drag an object: For open and amateur classes ONLY. The drag is not to be used in youth classes. Drag may be a complete figure eight and may begin in either direction. The exhibitor must have the rope dallied on the saddle horn (half or full dally) for the duration of the drag.

G. OPTIONAL OBSTACLES. Optional obstacles may be used provided the obstacles can be found in everyday ranch work. Optional obstacles from which selections can be made include, but are not limited to:

- A jump obstacle whose center height is not less than 14 inches high or more than 25 inches high. Holding the saddle horn is permissible for this obstacle.
- Only live or stuffed animals which would normally be encountered in an outdoor setting may be used but not to be used in an attempt to spook a horse.
- Carry object from one part of the arena to another.
- Remove and replace materials from a mailbox.
- Trot through cones spaced a minimum of 6 feet apart.
- Cross natural ditches or ride up embankments.
- Swing rope or throw rope at a dummy steer head.
- Step in and out of obstacle.
- Put on slicker or coat.
- Stand to mount with mounting block.
- Walk through water obstacle.
- Open gate on foot.
- Pick up feet.
- Walk through brush.
- Ground tie (hobbles are allowed).
- Lead at the trot.

H. At show management option the competition trail course may be made available to exhibitors or posted prior to the day of competition. It must be posted at least one hour prior to competition. Printed handouts for exhibitors are helpful and encouraged.

3635. CREDITS AND PENALTIES. All runs begin upon entering the area of competition and any infractions are subject to penalty at that time (such as two hands on the reins, using either hand to instill fear or praise, etc.). The rider has the option of eliminating any obstacle, however this will result in being off pattern (OP) and the horse/rider team may not place above others who have completed the pattern correctly. A judge may ask a horse to pass on an obstacle after three refusals or at any time for safety concerns.

A. Credit is given to horse/rider teams who negotiate the obstacles correctly and efficiently. Horses should receive credit for showing attentiveness to obstacles and ability to negotiate through the course when the obstacles warrant it while willingly responding to rider's cues on more difficult obstacles. Quality of movement and cadence should be considered part of the maneuver score for the obstacle. Maneuver evaluations and penalty applications are to be determined independently. The following penalties will be applied to each occurrence and be deducted from the final score:

B. One (1) point

over-bridled (per maneuver)

out of frame (per maneuver)

each hit, bite or stepping on a log, cone plant or any component of the obstacle

incorrect or break of gait at walk or trot for two (2) strides or less
wrong lead or out of lead for 2 strides or less
 both front or hind feet in a single-stride slot or space at a walk or trot
 skipping over or failing to step into required space
 split pole in lope-over
 incorrect number of strides, if specified
 one to two steps on mount/dismount or ground tie except shifting to balance

C. Three (3) points

wrong lead or out of lead for more than 2 strides
trotting for more than 3 strides in lope departures or exiting a rollback into a lope from a stop or walk
 draped reins break of gait at lope, except when correcting an incorrect lead
 break of gait at walk or trot for more than two (2) strides
 three to four steps on mount/dismount on ground tie
knocking down or over, or severely disturbing an obstacle
stepping out of or falling off an obstacle with one foot
missing or evading part of a log/obstacle that is part of a series of an obstacle with one foot

D. Five (5) points

spurring in front of cinch
 blatant disobedience
 use of either hand to instill fear/praise
 stepping out of, or falling off an obstacle with more than one foot
 dropping an object required to be carried
 1st or 2nd cumulative refusal
 letting go of gate
 five or more steps on mount/dismount or ground tie
missing or evading of a log/obstacle that is part of a series of an obstacle with more than one foot

E. Off-Pattern (OP) - exhibitors cannot place above others who complete pattern correctly

incomplete maneuver
 eliminating or adding a maneuver
 3rd refusal
 repeated blatant disobedience, and failure to dally and remain dallied
 use of two hands (except junior shown in a snaffle bit/hackamore), more than one finger
 between split reins or any fingers between romal reins (except in the two-rein)
 failure to open and shut gate, or failure to complete gate

F. Disqualified 0 – Score

lameness
 abuse
 leaving working area before pattern is complete
 illegal equipment
 disrespect or misconduct
 improper western attire
 fall of horse/rider

RANCH REINING

3647. The ranch reining class measures the ability of the stock horse to perform basic handling maneuvers. Patterns may be chosen from any of the PHBA Reining patterns, AQHA VRH and RHC Ranch Reining Patterns, or reining patterns of recognized breed associations at their sponsored and/or approved shows. Exhibitor should not be penalized for reining their horse through the pattern in a reasonable manner.

3648. Stops should be hard and deep as if needed to stop and go in the other direction. Stop should be square and done without resistance (it should be at the judge's discretion on what he/she considers an excessive slide). Excessive stops beyond ten (10) feet should be minus in 1/2 point increments.

3649. Turn arounds should be those of a working horse, they should be correct and job efficient.

RANCH CONFORMATION

3650. The purpose of the ranch conformation is to select the most positive combination of balance, structural correctness and movement. The ideal standard in evaluating horses in conformation should include but not limited to soundness and

correctness in conformation, particularly feet and legs with emphasis on correct manner of travel including athletic ability and the “appearance of” agility. An individual that is well mannered; displays appropriate breed and sex characteristics; and adequate muscling. To be eligible to compete in the ranch conformation class the horse must be shown in at least one other ranch horse division class.

3651. All horses will be shown together as one class per division (Open, Amateur, Amateur Select, Youth).

3652. Horses may be shown in a good working halter: plain leather, rope, braided, nylon. No silver will be allowed on halters. Any silver on halters will result in an automatic disqualification. Brass name plates and embroidered halters will be allowed.

3653. Lip chains, splint boots, leg wraps or bandages are prohibited in any conformation classes. In the event of injury, the judge may permit a protective bandage.

3654. Banded or braided manes and braided tails and tie-in tails and/or extensions are not allowed.

3655. The horse should be clean and brushed. It is recommended that a horse should be shown as naturally as possible.

WESTERN RIDING

3656. Judging Emphasis. Western Riding is an event where the horse is judged on quality of gaits, lead changes at the lope, response to the rider, manners and disposition. The horse should perform with reasonable speed, and be sensible, well mannered, free and easy going.

3657. Credit. Credit shall be given for and emphasis placed on smoothness, even cadence of gaits (i.e. starting and finishing pattern with the same cadence), and the horse’s ability to change leads precisely and easily rear and front at the center point between markers. In order to have balance, with quality lead changes, the horse’s head and neck should be in a relaxed, natural position, with his poll level with or slightly above the level of the withers. He should not carry his head behind the vertical, giving the appearance of intimidation, or be excessively nosed out, giving a resistant appearance.

A. Gaits are to be performed as described in **Rule(s) 3500-3508;**

B. The horse should have a relaxed head carriage showing response to the rider’s hands, with a moderate flexion at the poll;

C. Tail carriage shall be judged as detailed in **Rule(s) 3197;**

D. The horse should cross the log both at the jog and the lope without breaking gait or radically changing stride;

E. Changes of leads, hind and front simultaneously;

F. Change of lead near the center point of lead change area;

G. Accurate and smooth pattern;

H. Even pace throughout;

I. Easy to guide and control with rein and leg;

J. Manners and disposition;

K. Conformation and fitness.

3658. Pattern. The judge will select one of the fifteen (15) patterns to be performed. The judge is responsible for the pattern being correctly set. The six (6) novice western riding patterns may be used for novice classes.

3659. Markers. The eight (8) small circles represent markers (pylons or cones recommended).

A. These should be separated by a uniform measured distance of not less than thirty (30’) feet (9 meters) nor more than fifty (50’) feet (15 meters) on the side with five (5) markers;

B. It is recommended that markers be set a minimum of fifteen (15’) feet (4 1/2 meters) from the fence with fifty (50) to eighty (80) feet (15-24 meters) width in the pattern, as the arena permits.

C. A cone shall be placed along the wall or rail of the arena to designate where the exhibitor should initiate the walk. On pattern 1, the cone should be placed a minimum of 15 feet before the first pylon. On patterns 2, 3, 4 and 5, the cone should be placed even with the first pylon. The on-deck exhibitor should not go to the start-cone until the contestant on pattern has cleared the working area by the start-cone for the final time.

3660. Log. The rectangle represents an obstacle (one small log recommended), minimum of eight (8’) feet in length.

3661. Hands on Reins. Except for junior horses shown with a bosal or snaffle bit, only one (1) hand may be used on the reins and hands must not be changed, except that it is permissible to change hands when opening a gate if the gate is in such a

position as to justify the change of hands on the reins.

3662. Scoring. Scoring will be on a basis of zero (0) to infinity, with seventy (70) denoting an average performance. Points will be added or subtracted from the maneuvers on the following basis, ranging from:

- A. Excellent, +1 1/2
- B. Very good, +1
- C. Good, +1/2
- D. Average, 0
- E. Poor, -1/2
- F. Very poor, 1
- G. Extremely poor, 1 1/2

3663. Penalties. Maneuver evaluations and penalty applications are to be determined independently. The following penalties will be applied to each occurrence and be deducted from the final score:

3664. Disqualification, Score 0.

A. Any horse not following the exact pattern will be disqualified. Off pattern is any of the following:

- 1) An incomplete pattern;
- 2) Incorrect order of maneuvers;
- 3) Knocking over markers;
- 4) Passing on wrong side of marker;
- 5) Completely missing the log.

B. Any horse with four or more simple or dropped lead changes (defined as a stop or hesitation of forward motion);

C. Illegal equipment;

D. Willful abuse;

E. Major refusal, stop and back two strides or four steps with the front legs;

F. Major disobedience, schooling;

G. Failure to start lope prior to the end cone in pattern 1 and 6;

H. Any horse failing to change four (4) or more leads by remaining on the same or incorrect lead;

I. Overturn of more than 1/4 turn

J. Failure to start lope beyond 30 feet of designated area in pattern 2, 3, 4, 5, 7, 8, 9 and novice patterns 1, 2, 4, 7 and 9 (except for novice classes).

3665. Five (5) point penalties

A. Out of lead beyond the next designated change area (note: failures to change, including cross-cantering. Two consecutive failures to change would result in two five (5) point;

B. Blatant disobedience including kicking out, biting, bucking, and rearing

C. Holding saddle with either hand;

D. Use of either hand to instill fear or praise.

3666. Three (3) point penalties

A. Out of lead at or before marker prior to the designated change area or out of lead or after the marker after the designated change area;

B. Not performing the specific gait (jog or lope) or stopping when called for in the pattern, within ten feet of the designated area;

C. Breaking of gait at lope;

D. Simple lead change;

E. In pattern one, failure to start the lope within thirty (30') feet after crossing the log at the jog;

F. Break of gait at walk or jog for more than two strides;

G. Additional lead changes anywhere in pattern; (except when correcting an extra change or incorrect lead)

3667. One (1) point penalties

A. Out of lead for more than one stride either side of the center point and between the markers;

B. Break of gait at walk or jog up to two strides;

C. Hitting or rolling log;

D. Splitting the log (log between the two front or two hind feet) at the lope;

E. Hind legs skipping or coming together during lead change;

F. Non-simultaneous lead change (including front to hind, hind to front, front or hind legs coming together during the change).

3668. One half (1/2) point penalty

A. Ticking, light touch of log;

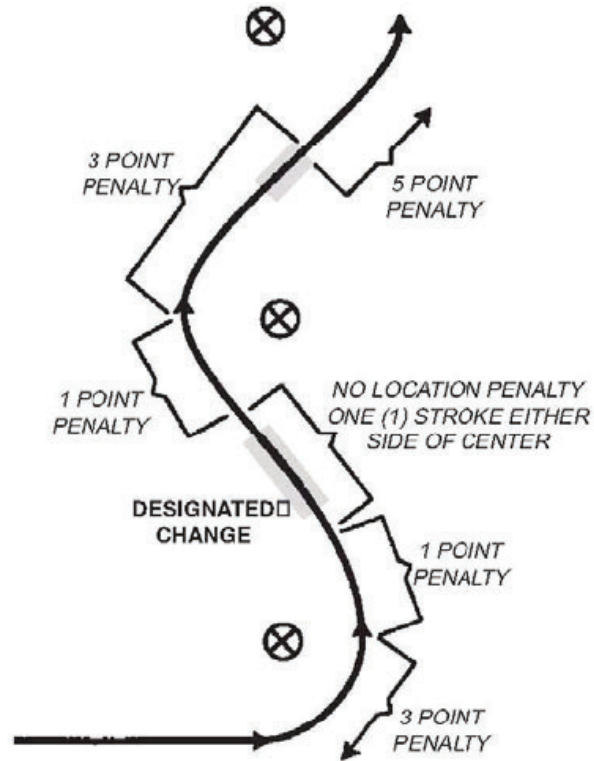
3669. Faults. The following are considered faults and should be judged accordingly:

A. Opening mouth excessively;

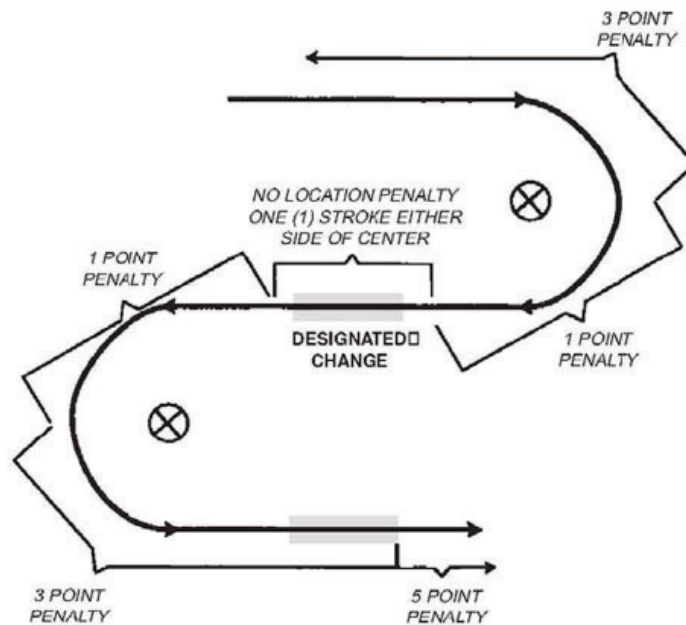
B. Anticipating signals;

- C. Stumbling;
- D. Head carried too high;
- E. Head carried too low (tip of ear below the withers);
- F. Over-flexing or straining neck in head carriage so the nose is carried behind the vertical;
- G. Excessive nosing out.

**WESTERN RIDING
LOCATION PENALTIES FOR DESIGNATED CHANGE**

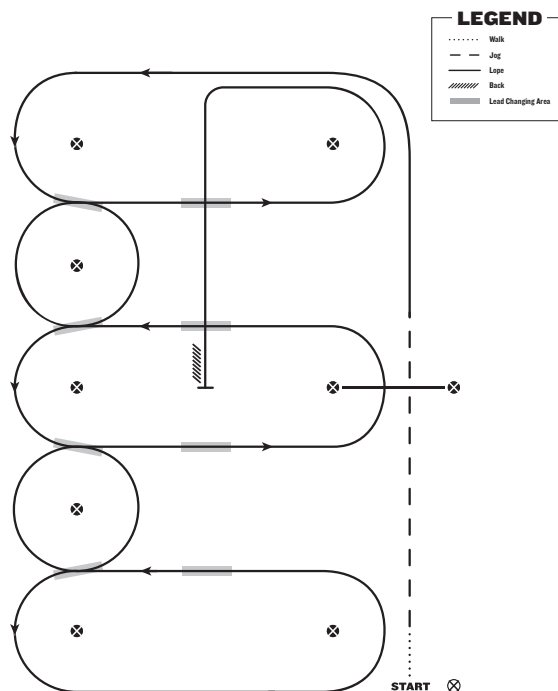


LEAD CHANGING AREA



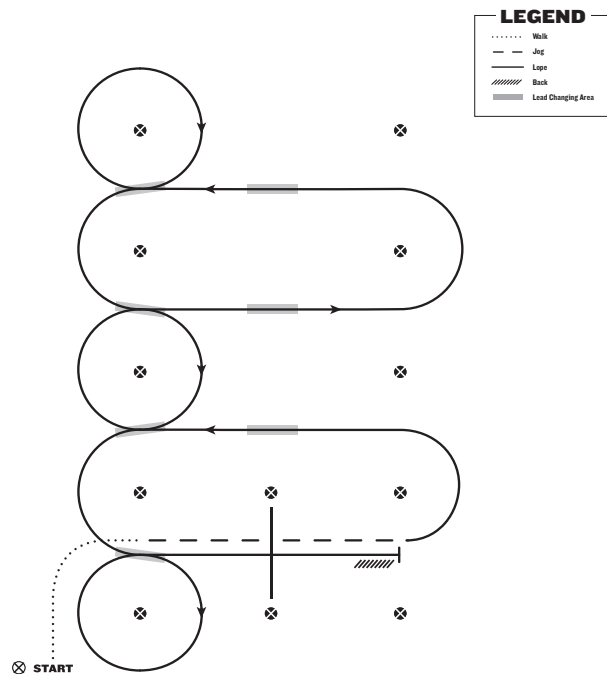
LEAD CHANGING AREA

WESTERN RIDING PATTERN NUMBER 1



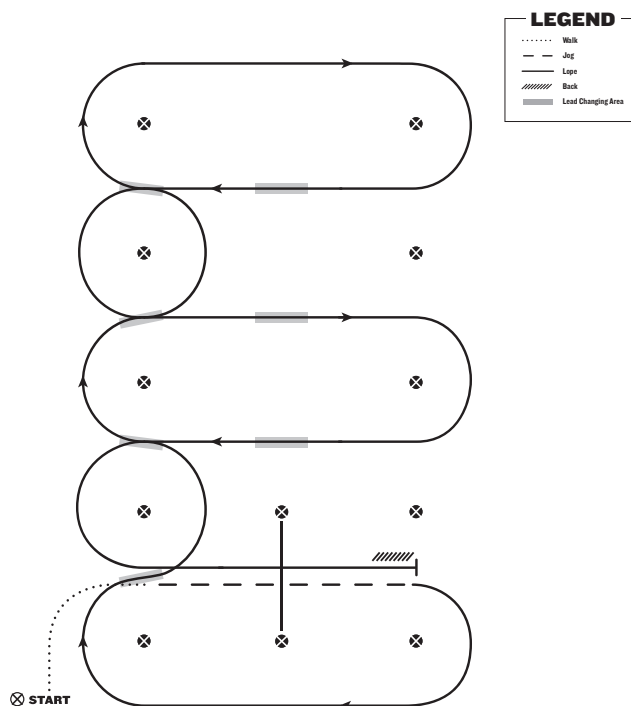
1. Walk at least 15 feet from start cone to the first marker, transition to jog, jog over log
2. Transition to the lope left lead & lope around end
3. First line change
4. Second line change
5. Third line change
6. Fourth line change lope around the end of arena
7. First crossing change
8. Second crossing change
9. Lope over log
10. Third crossing change
11. Fourth crossing change
12. Lope up the center, stop & back

WESTERN RIDING PATTERN NUMBER 2



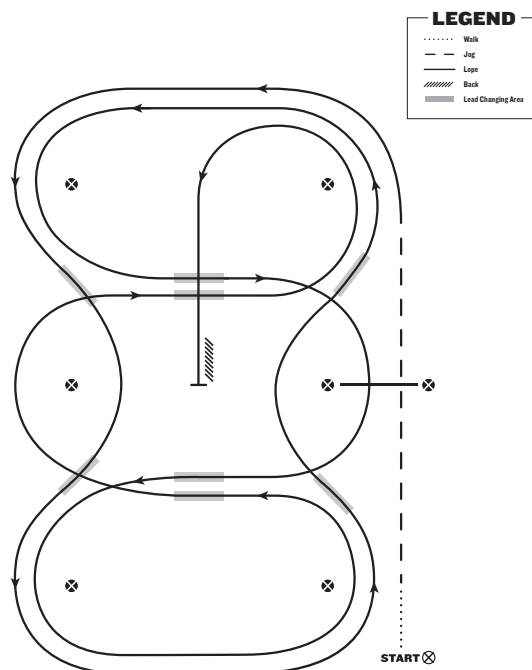
1. Walk at least 15 feet from start cone to the first marker, as drawn, transition to jog, jog over log.
2. Transition to the lope left lead
3. First crossing change
4. Second crossing change
5. Third crossing change
6. Circle & first line change
7. Second line change
8. Third line change
9. Fourth line change & circle
10. Lope over log
11. Lope, stop & back

WESTERN RIDING PATTERN NUMBER 4



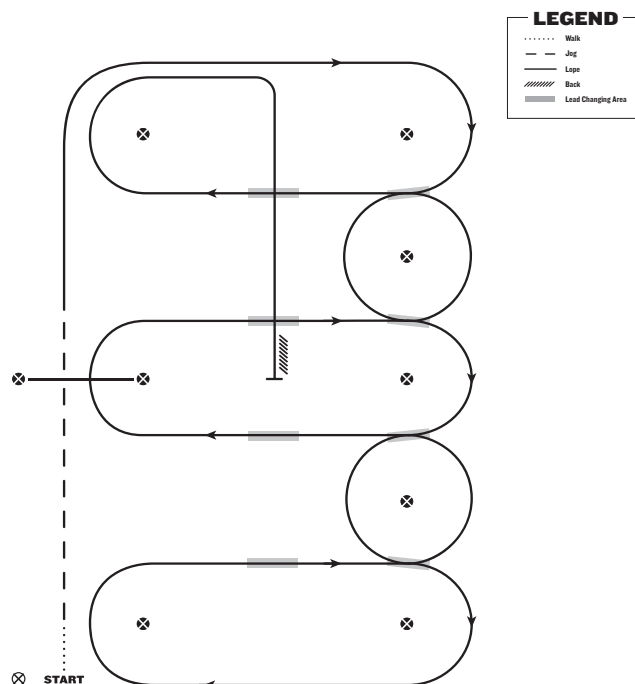
1. Walk at least 15 feet from start cone to the first marker, as drawn, transition to jog, jog over log.
2. Transition to the lope right lead
3. First line change
4. Second line change
5. Third line change
6. Fourth line change
7. First crossing change
8. Second crossing change
9. Third crossing change
10. Lope over log
11. Lope, stop & back

WESTERN RIDING PATTERN NUMBER 5
(RECOMMENDED FOR SMALL ARENAS)

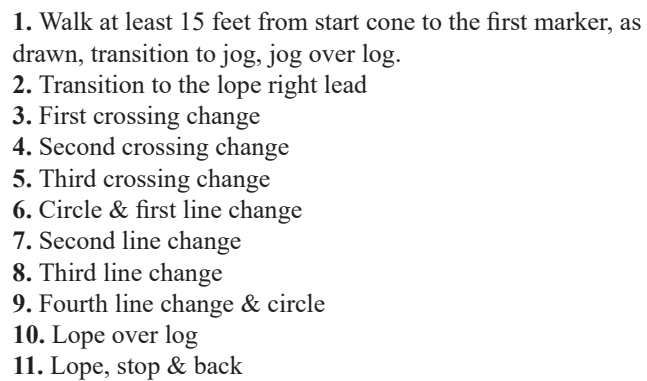


1. Walk at least 15 feet from start cone to the first marker, transition to jog, jog over log.
2. Transition to the lope left lead
3. First line change
4. Second line change
5. Third line change
6. Fourth line change
7. First crossing change
8. Lope over log
9. Second crossing change
10. Third crossing change
11. Fourth crossing change
12. Lope, stop & back

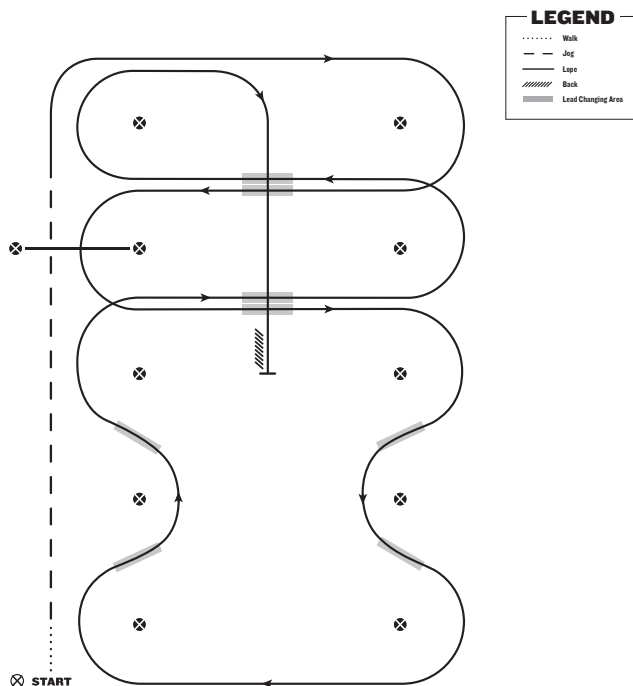
WESTERN RIDING PATTERN 6



1. Walk at least 15 feet from start cone to the first marker, transition to jog, jog over log
2. Transition to the lope right lead & lope around end
3. First line change
4. Second line change
5. Third line change
6. Fourth line change lope around the end of arena
7. First crossing change
8. Second crossing change
9. Lope over log
10. Third crossing change
11. Fourth crossing change
12. Lope up the center, stop & back

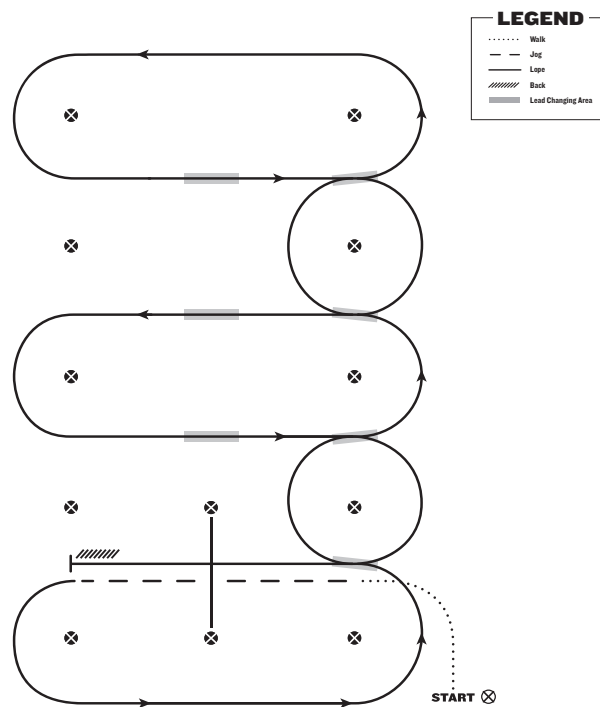


WESTERN RIDING PATTERN 8



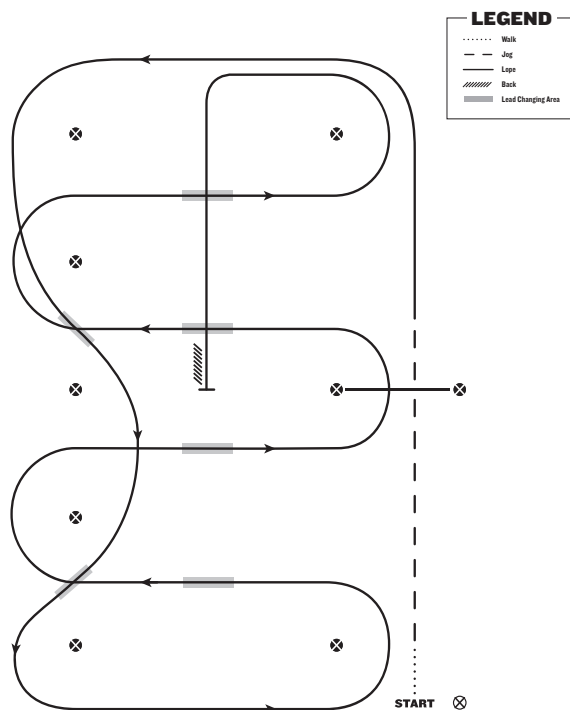
1. Walk at least 15 feet from start cone to the first marker, transition to jog, jog over log.
2. Transition to the lope right lead
3. First crossing change
4. Lope over log
5. Second crossing change
6. First line change
7. Second line change
8. Third line change
9. Fourth line change
10. Third crossing change
11. Fourth crossing change
12. Lope up the center, stop & back

WESTERN RIDING PATTERN 9



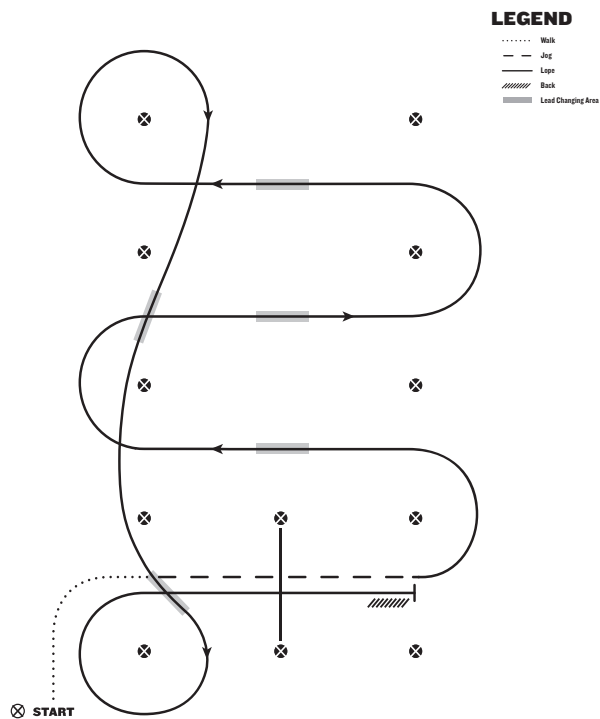
1. Walk at least 15 feet from start cone to the first marker, as drawn, transition to jog, jog over log.
2. Transition to the lope left lead
3. First line change
4. Second line change
5. Third line change
6. Fourth line change
7. First crossing change
8. Second crossing change
9. Third crossing change
10. Lope over log
11. Lope, stop & back

NOVICE WESTERN RIDING PATTERN 1



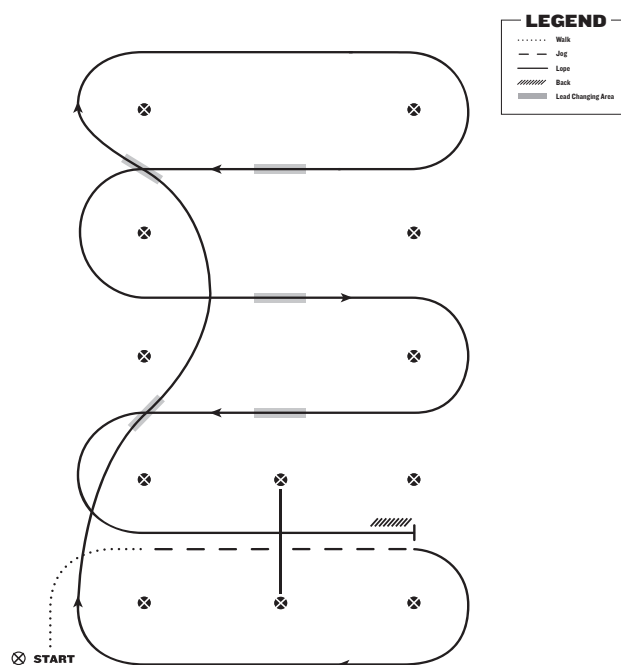
1. Walk at least 15 feet from start cone to the first marker, transition to jog, jog over log.
2. Transition to the lope left lead & lope around end
3. First line change
4. Second line change lope around the end of arena
5. First crossing change
6. Second crossing change
7. Lope over log
8. Third crossing change
9. Fourth crossing change
10. Lope up the center, stop & back

NOVICE WESTERN RIDING PATTERN 2



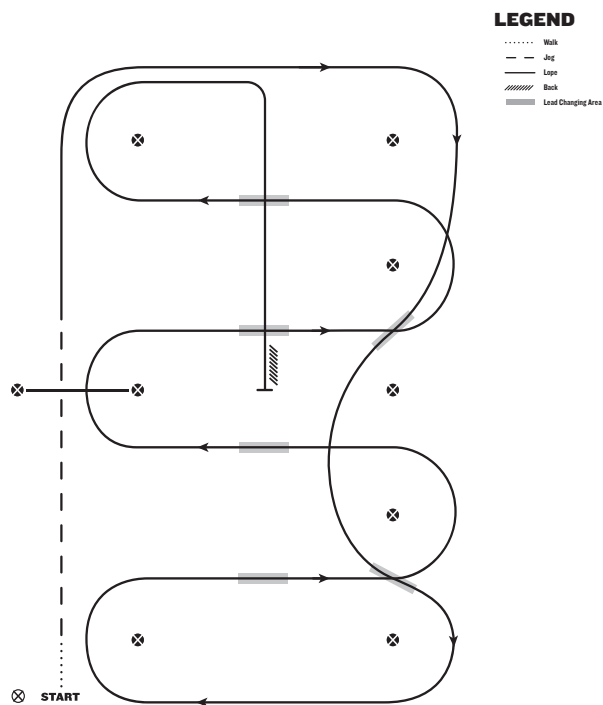
1. Walk at least 15 feet from start cone to the first marker, as drawn, transition to jog, jog over log.
2. Transition to the lope left lead
3. First crossing change
4. Second crossing change
5. Third crossing change
6. Circle & first line change
7. Second line change & circle
8. Lope over log
9. Stop & back

NOVICE WESTERN RIDING PATTERN 4



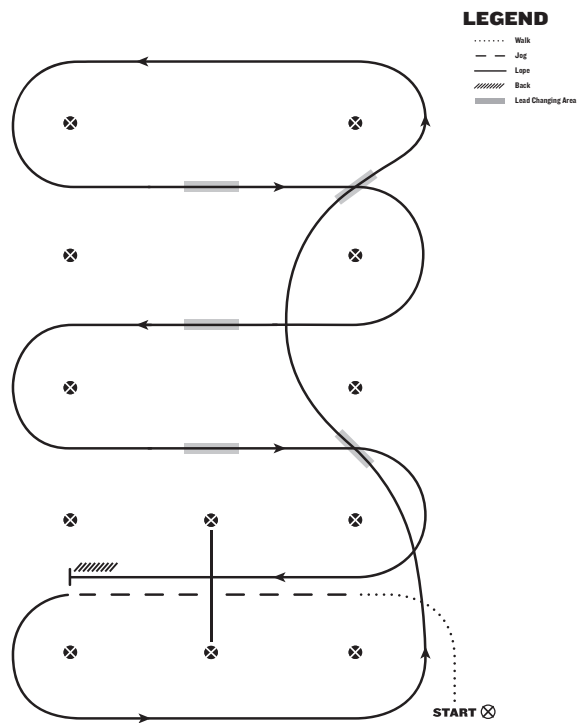
1. Walk at least 15 feet from start cone to the first marker, as drawn, transition to jog, jog over log.
2. Transition to the lope right lead & lope around end
3. First line change
4. Second line change, lope around end of arena
5. First crossing change
6. Second crossing change
7. Third crossing change
8. Lope over log
9. Lope, stop & back

NOVICE WESTERN RIDING PATTERN 6



1. Walk at least 15 feet from start cone to the first marker, transition to jog, jog over log.
2. Transition to the lope right lead & lope around end
3. First line change
4. Second line change, lope around the end of arena
5. First crossing change
6. Second crossing change
7. Lope over log
8. Third crossing change
9. Fourth crossing change
10. Lope up the center, stop & back

NOVICE WESTERN RIDING PATTERN 9



1. Walk at least 15 feet from start cone to the first marker, as drawn, transition to jog, jog over log.
2. Transition to the lope left lead & lope around end
3. First line change
4. Second line change, lope around the end of arena
5. First crossing change
6. Second crossing change
7. Third crossing change
8. Lope over log
9. Lope, stop & back

REINING

3670. Class Divisions. A show may have up to three (3) approved Reining classes. If three (3) Reining classes are to be held at a show, they shall be the following:

- A. Senior Reining (six-years-old and older) shown with a bit;
- B. Junior Bit Reining (five-years-old and younger) shown with a bit;
- C. Bosal/Snaffle Bit Reining (five-years-old and younger) shown with bosal or snaffle bit. No horse may be entered in both Junior Bit and Bosal/Snaffle Bit Reining classes at the same show.

3671. If two (2) Reining classes are to be held at a show, they shall be the following:

- A. Senior Reining (six-years-old and older) shown with a bit;
- B. Junior Reining (five-years-old and younger) shown with a bit, bosal, or snaffle bit at the discretion of the exhibitor.

3672. If only one (1) Reining class is to be held at a show, it shall be Reining, all ages.

- A. Horses six-years-old and older must be shown in a bit;
- B. Horses five-years-old and younger may be shown in a bit, bosal, or snaffle bit at the discretion of the exhibitor.

3673. While the horse is in motion, the rider's hands shall be clear of the horse and saddle.

3674. Pattern. In an approved Reining class, any one (1) of the thirteen (13) approved PHBA reining patterns may be used.

- A. The pattern is to be selected by the judge of the class and used by all contestants in the class; Each contestant will perform the required pattern individually and separately. All horses will be judged immediately upon entering the arena. Any fault incurred prior to the commencement of a pattern will be scored accordingly.
- B. Barrels and chairs may not be used as markers in the pattern.

3675. Additional Work. A judge may require any contestant to repeat his/her performance of any or all of the various parts of the pattern.

3676. Judging Emphasis. Each contestant will perform the required pattern individually and separately. To rein a horse is not only to guide it, but also to control its every movement. The best reined horse should be willfully guided or controlled with little or no apparent resistance, and dictated to completely.

- A. Any movement on the horse's own must be considered a lack of control;
- B. All deviations from the exact written pattern must be considered a lack of or temporary loss of control and therefore faulted according to severity of deviation;
- C. Credit will be given for smoothness, finesse, attitude, quickness, and authority in performing the various maneuvers while using controlled speed.

3677. Scoring. Scoring will be on a basis of zero (0) to infinity, with seventy (70) denoting an average performance. The individual maneuvers are scored in 1/2 point increments from a low of -1 1/2 to a high of +1 1/2 with a score of 0 denoting a maneuver that is correct with no degree of difficulty. Points will be added or subtracted from the maneuvers on the following basis, ranging from:

- A. Excellent, +1 1/2
- B. Very good, +1
- C. Good, +1/2
- D. Average, 0
- E. Poor, -1/2
- F. Very poor, -1
- G. Extremely poor, -1 1/2
- H. Neither a no score or a zero (0) are eligible to place in a go round or class.

3678. No Score. The following will result in a no score:

- A. Willful abuse of a horse while in arena and/or evidence that an act of abuse has occurred prior to or during the exhibition of a horse in competition;
- B. Use of illegal equipment, including wire on bits, bosal or curb chains;
- C. Use of illegal bits, bosals or curb chains;
- D. Use of tack collars, tie downs or nose bands;
- E. Use of whips or bats;
- F. Use of any attachment which alters the movement of or circulation to the tail. Tails may be lengthened by hair-to-hair attachment only with no attachment of any kind to the tailbone. The use of weighted tails is legal.
- G. Failure to provide horse and equipment to the appropriate judge for inspection;
- H. Disrespect or misconduct by the exhibitor.

3679. Zero Score. Neither a No Score nor a 0 are eligible to place in a go round

or class, but a 0 may advance in multi-go event while a no score may not. The following will result in a zero (0) score:

- A. More than index or first finger between reins;
- B. Changing hands or use of two hands;
 - 1) EXCEPTION: Junior horses ridden with two handed in a bosal or snaffle bit;
 - 2) Excess rein may be straightened at anytime during the pattern, provided the rider's free hand remains behind the rein hand. Any attempt to alter tension or length or the reins from the bridle to the rein hand is to be considered use of two hands, and a penalty score of zero will be applied. A rider's free hand may be used to hold the romal in the normal fashion. Use of the free hand while holding the romal to alter the tension or length of the reins from the bridle to the reining hand is considered to be the use of two hands, and a score of zero (0) will be applied with the exception of any place a horse is allowed to be completely stopped during a pattern.
- C. Closed reins are not allowed except as standard romal reins;
- D. Using romal other than as outlined in **Rule(s) 3325**;
- E. Equipment failure that delays completion of pattern;
- F. Failure to complete pattern as written;
- G. The inclusion of maneuvers not specified, including but not limited to:
 - 1) Backing more than two (2) strides (Two strides meaning four steps with the front feet.);
 - 2) Turning more than ninety (90) degrees;
- H. Performing the maneuvers other than in specified order;
- I. Balking or refusal of command, where performance is delayed
- J. Running away or failing to guide where it becomes impossible to discern whether the entry is on pattern;
- K. Jogging in excess of one half (1/2) circle or one half (1/2) the length of the arena while starting a circle, circling or exiting a rollback;
- L. Overspins of more than one fourth (1/4) turn;
- M. Fall to the ground by horse or rider.
- N. When going to and coming out of a rollback in a pattern requiring a run-around, a rollback that crosses the center line.
- O. Exceeds greater than one quarter of the circle out of order.

3680. Five Point Penalty. The following will result in a reduction of five (5) points:

- A. Spurring in front of cinch;
- B. Use of free hand to instill fear or praise, also there is to be a reduction in the maneuver score;
- C. Holding saddle or touching horse with freehand;
- D. Blatant disobedience including kicking, biting, bucking and rearing;
- E. Horse dropping to its knees or hocks.

3681. Two Point Penalty. The following will result in a reduction of two (2) points:

- A. Failure to go beyond markers on stops or rollbacks;
- B. Break of gait;
- C. Freeze up in spins or rollbacks;
- D. On walk in patterns, failure to stop or walk before executing a canter departure;
- E. On run in patterns, failure to be in a canter prior to reaching the first marker;
- F. If a horse does not completely pass the specified marker before initiating a stop position.

3682. Starting circles of figure eights out of lead, delayed changes of lead or figure eights out of lead. Each time a horse is out of lead, a judge is required to penalize by one point. The penalty for being out of lead is accumulative, and the judge will add one penalty point for each one fourth of the circumference of a circle or any part thereof that a horse is out of lead

- A. Delayed change of lead by one stride where the lead change is required by the pattern description, 1/2 point;
- B. From start to one fourth (1/4) circle, 1 point;
- C. From start to one half (1/2) circle, 2 points;
- D. From start to three fourth (3/4) circle, 3 points;
- E. For the complete circle, 4 points;

3683. Other Penalty:

- A. Starting circle at a jog or exiting roll backs at a jog up to two strides, 1/2 point;
- B. Jogging beyond two strides but less than one half circle or one half the length of the arena, 2 points;

- C. Over or under spinning up to one-eighth of a turn, 1/2 point;
- D. Over or under spinning from one-eighth to one-fourth of a turn, 1 point;
- E. Failure to remain a minimum of twenty (20') feet from the wall or fence when approaching a stop and/or rollback, 1/2 point.
- F. In a pattern requiring a run-around, there will be a one half (1/2) point penalty for failure to remain a minimum of ten (10) feet from either side of the center of the arena; for small arenas it will be at the judge's discretion.

3684 Failure to change lead penalty. Where a change of lead is specified immediately prior to a run to the end of the pen:

- A. Failure to change leads by one stride, 1/2 point;
- B. Failure to change leads beyond one stride, but where lead change is completed prior to next maneuver, 1 point;
- C. Lead is not changed prior to the next maneuver, 2 points;
- D. In patterns requiring a run-around, failure to be on the correct lead when rounding the end of the arena, 1 point;
- E. Failure to be on the correct lead prior to the center point of the arena, 2 points.

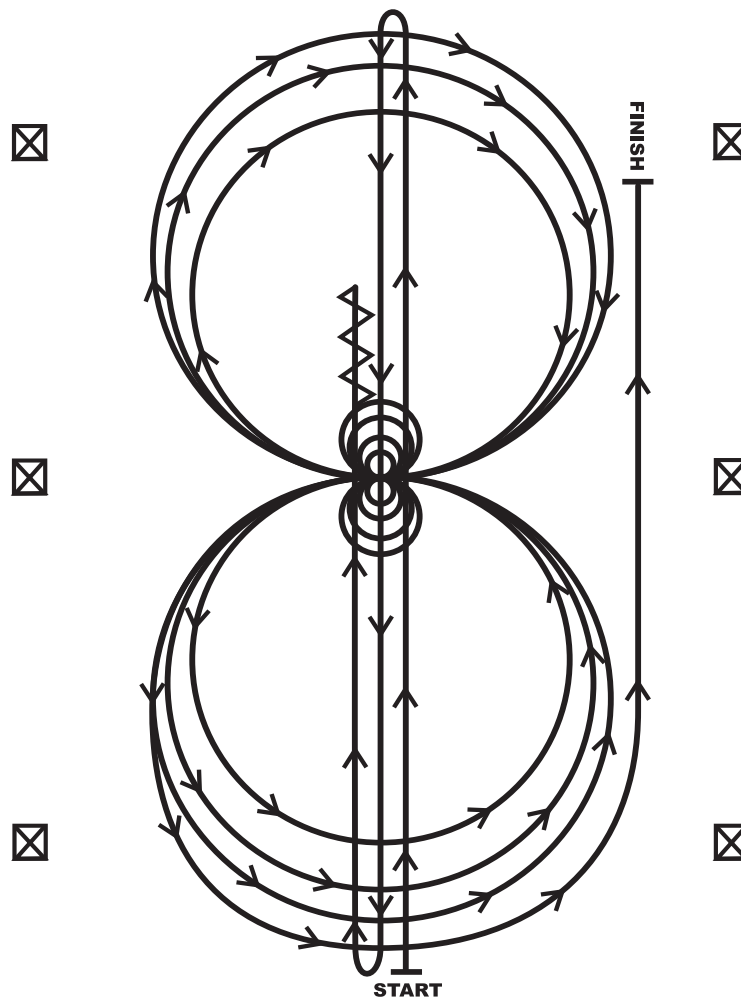
3685. Faults Against Horse. Faults against the horse, to be scored accordingly, but not to cause disqualification:

- A. Opening of the mouth excessively, when wearing a bit;
- B. Excessive jawing, open mouth, or head raising on the stop;
- C. Lack of a smooth, straight stop on the haunches, bouncing, sideways stop;
- D. Refusing to change leads;
- E. Anticipating signals;
- F. Stumbling;
- G. Wringing the tail;
- H. Backing sideways;
- I. Knocking over markers.

3686. Faults Against Rider. Faults against the rider, to be scored accordingly, but not to cause disqualification:

- A. Losing a stirrup;
- B. Any unnecessary aid given by the rider (such as unnecessary talking, petting, spurring, quirtting, or jerking of the reins);
- C. In all Reining patterns, failure to run circles or figure eights within the markers is not considered a fault depending on arena conditions as to size; however, failure to go beyond the markers on rollbacks and stops is considered a fault.

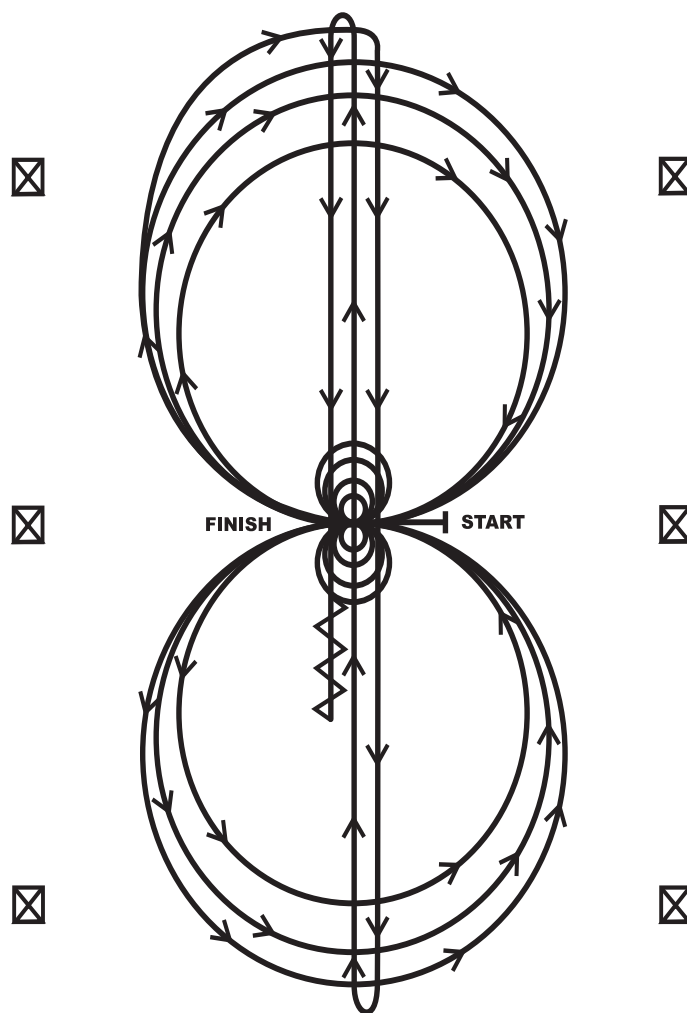
REINING PATTERN NUMBER 1



1. Run at speed to the far end of the arena past the end marker and do a left rollback - no hesitation.
2. Run to the opposite end of the arena past the end marker and do a right rollback - no hesitation.
3. Run past the center marker and do a sliding stop. Back up to center of the arena or at least ten feet (3 meters). Hesitate.
4. Complete four spins to the right. Hesitate.
5. Complete four and one-quarter spins to the left so that horse is facing left wall or fence. Hesitate.
6. Beginning on the left lead, complete three circles to the left: the first circle large and fast; the second circle small and slow; the third circle large and fast. Change leads at the center of the arena.
7. Complete three circles to the right: the first circle large and fast; the second circle small and slow; the third circle large and fast. Change leads at the center of the arena.
8. Begin a large circle to the left but do not close this circle. Run straight up the right side of the arena past the center marker and do a sliding stop at least twenty feet (6 meters) from wall or fence. Hesitate to demonstrate the completion of the pattern.

The bridle may be dropped at the judge's discretion.

REINING PATTERN NUMBER 2

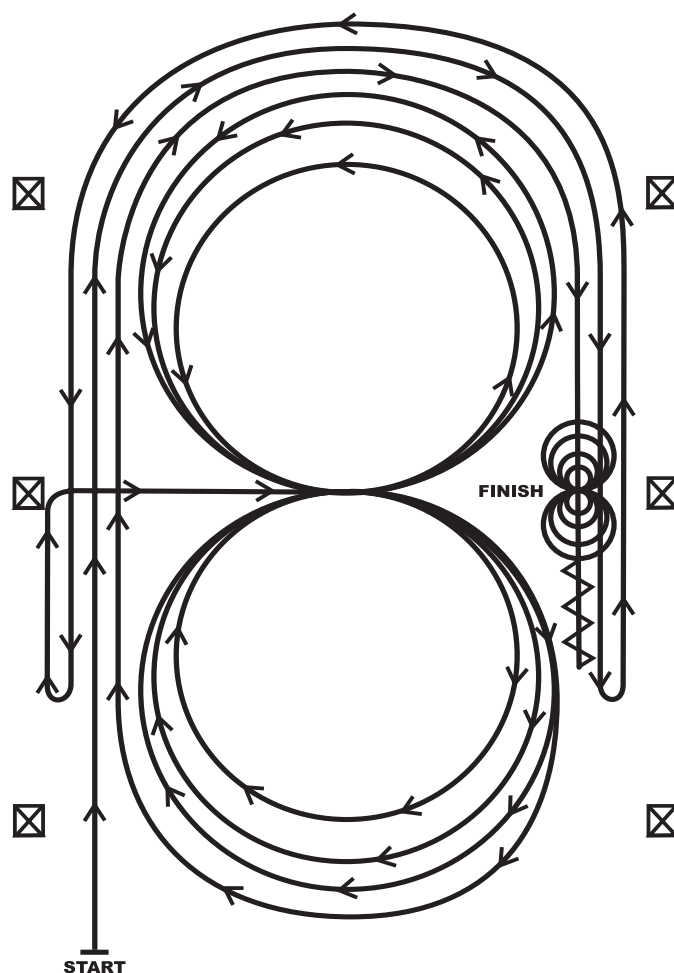


Horses may walk or trot to the center of the arena. Horses must walk or stop prior to starting the pattern. Beginning at the center of the arena facing the left wall or fence.

1. Beginning on the right lead, complete three circles to the right: the first circle small and slow; the next two circles large and fast. Change leads at the center of the arena.
2. Complete three circles to the left: the first circle small and slow; the next two circles large and fast. Change leads at the center of the arena.
3. Continue around previous circle to the right. At the top of the circle, run down the middle to the far end of the arena past the end marker and do a right rollback - no hesitation.
4. Run up the middle to the opposite end of the arena past the end marker and do a left rollback - no hesitation.
5. Run past the center marker and do a sliding stop. Back up to the center of the arena or at least ten feet (3 meters). Hesitate.
6. Complete four spins to the right. Hesitate.
7. Complete four spins to the left. Hesitate to demonstrate the completion of the pattern.

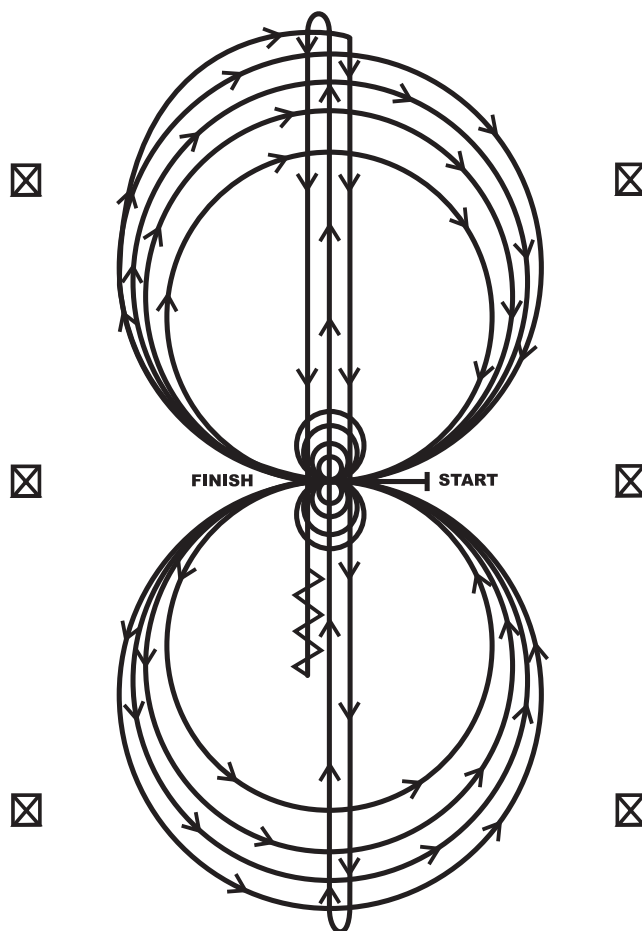
The bridle may be dropped at the judge's discretion.

REINING PATTERN NUMBER 3



1. Beginning, lope straight up the left side of the arena, circle the top end of the arena, and staying at least twenty feet (6 meters) from the walls or fence, run straight down the opposite or right side of the arena past the center marker and do a left rollback - no hesitation.
2. Continue straight up the right side of the arena circle back around the top of the arena and staying at least twenty feet (6 meters) from the walls or fence, run straight down the left side of the arena past the center marker and do a right rollback - no hesitation.
3. Continue up the left side of the arena to the center marker. At the center marker, the horse should be on the right lead. Guide the horse to the center of the arena on the right lead and complete three circles to the right: the first two circles large and fast; the third circle small and slow. Change leads at the center of the arena.
4. Complete three circles to the left: the first two circles large and fast; the third circle small and slow. Change leads in the center of the arena.
5. Begin a large circle to the right but do not close this circle. Continue up the left side of the arena circle the top of the arena and staying at least twenty feet (6 meters) from the walls or fence, run straight down the opposite or right side of the arena past the center marker and do a sliding stop. Back up at least ten feet (3 meters). Hesitate.
6. Complete four spins to the right. Hesitate.
7. Complete four spins to the left. Hesitate to demonstrate completion of the pattern.

The bridle may be dropped at the judge's discretion.

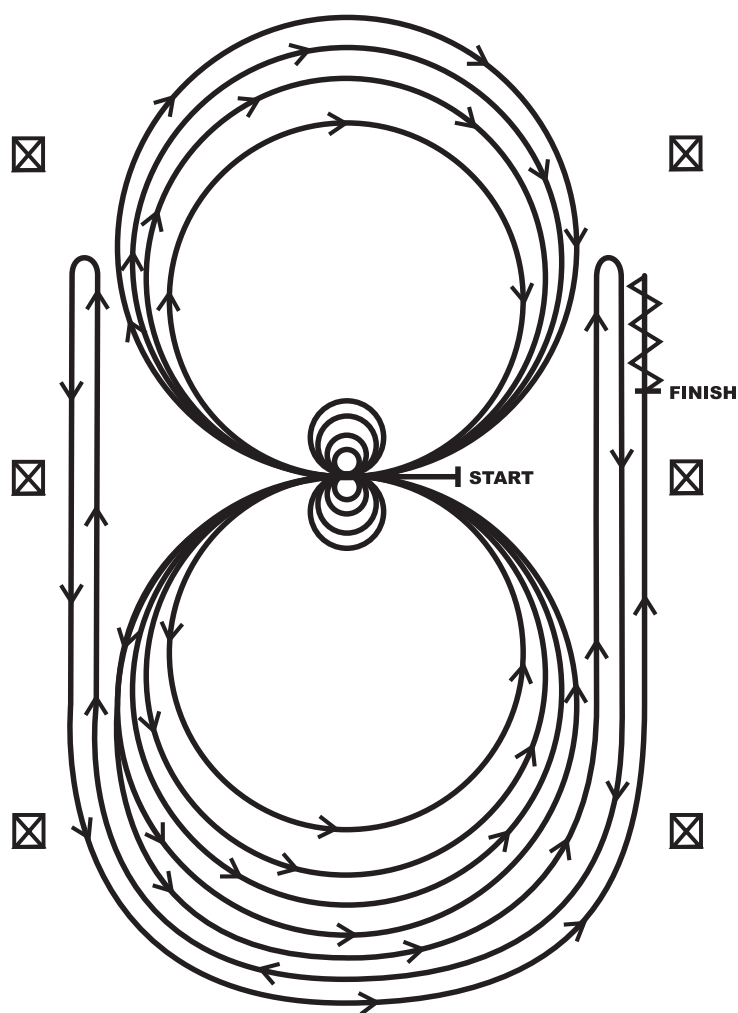
REINING PATTERN NUMBER 4

Horses may walk or trot to the center of the arena. Horses must walk or stop prior to starting the pattern. Beginning at the center of the arena facing the left wall or fence.

1. Beginning on the right lead, complete three circles to the right: the first two circles large and fast; the third circle small and slow. Stop at the center of the arena. Hesitate.
2. Complete four (4) spins to the right. Hesitate.
3. Beginning on the left lead, complete three circles to the left: the first two circles large and fast; the third circle small and slow. Stop at the center of the arena. Hesitate.
4. Complete four (4) spins to the left. Hesitate.
5. Beginning on the right lead, run a large fast circle to the right, change leads at the center of the arena, run a large fast circle to the left, and change leads at the center of the arena. (Figure 8)
6. Continue around previous circle to the right. At the top of the circle, run down the middle to the far end of the arena past the end marker and do a right rollback - no hesitation.
7. Run up the middle to the opposite end of the arena past the end marker and do a left rollback - no hesitation.
8. Run past the center marker and do a sliding stop. Back up to the center of the arena or at least ten feet (3 meters). Hesitate to demonstrate completion of the pattern.

The bridle may be dropped at the judge's discretion.

REINING PATTERN NUMBER 5

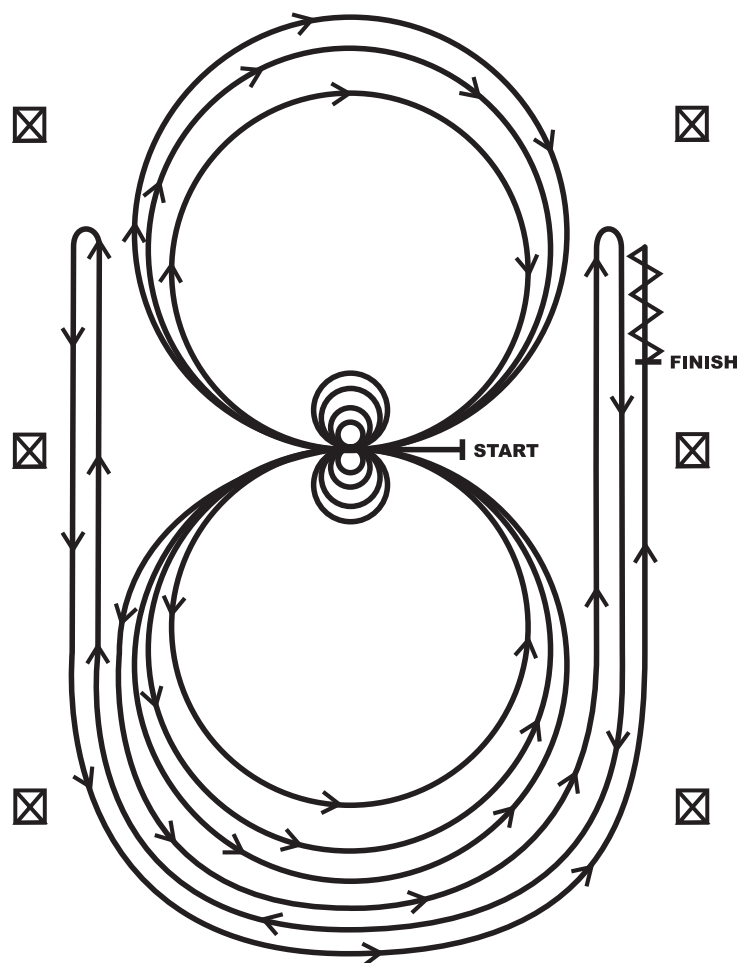


Horses may walk or trot to the center of the arena. Horse must walk or stop prior to starting pattern. Beginning at the center of the arena facing the left wall or fence.

1. Beginning on the left lead, complete three circles to the left: the first two circles large and fast; the third circle small and slow. Stop at the center of the arena.
2. Complete four spins to the left. Hesitate.
3. Beginning on the right lead, complete three circles to the right: the first two circles large and fast; the third circle small and slow. Stop at the center of the arena.
4. Complete four spins to the right. Hesitate.
5. Beginning on the left lead, run a large fast circle to the left, change leads at the center of the arena, run a large fast circle to the right, and change leads at the center of the arena. (Figure 8)
6. Continue around previous circle to the left but do not close this circle. Run up the right side of the arena past the center marker and do a right rollback at least 20 feet (6 meters) from the wall or fence - no hesitation.
7. Continue around previous circle but do not close this circle. Run up the left side of the arena past the center marker and do a left rollback at least 20 feet (6 meters) from the wall or fence - no hesitation.
8. Continue back around previous circle but do not close this circle. Run up the right side of the arena past the center marker and do a sliding stop at least 20 feet (6 meters) from the wall or fence. Back up at least 10 feet (3 meters). Hesitate to demonstrate completion of the pattern.

The bridle may be dropped at the judge's discretion.

REINING PATTERN NUMBER 6

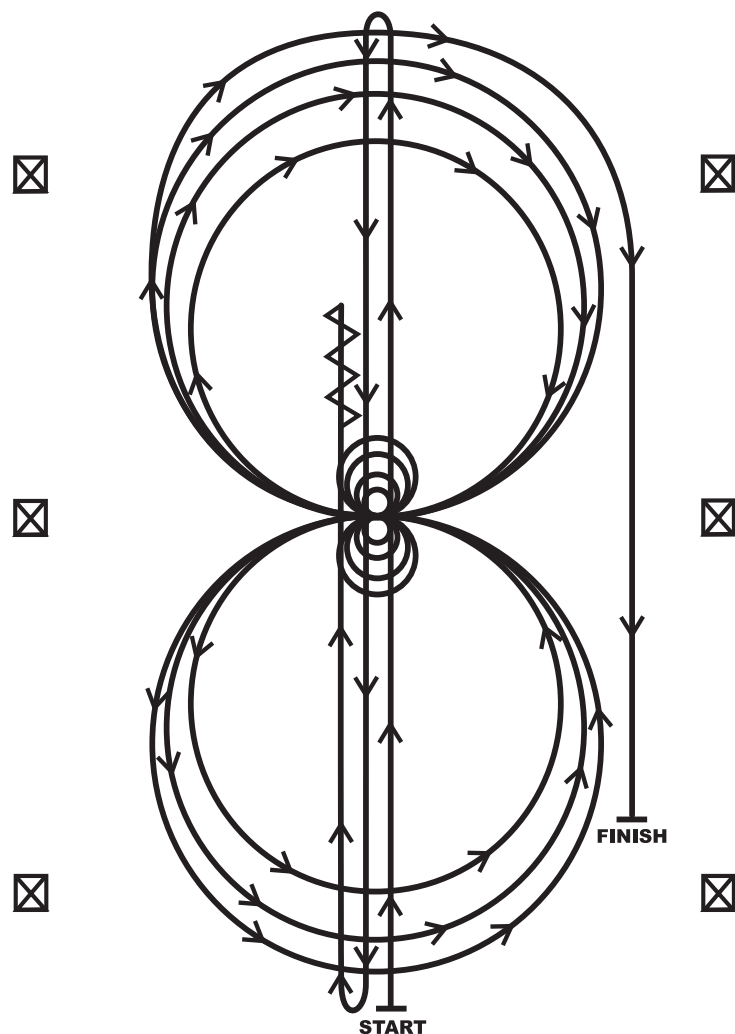


Horses may walk or trot to the center of the arena. Horses must walk or stop prior to starting the pattern. Beginning at the center of the arena facing the left wall or fence.

1. Complete four spins to the right. Hesitate.
2. Complete four spins to the left. Hesitate.
3. Beginning on the left lead, complete three circles to the left: the first two circles large and fast; the third circle small and slow. Change leads at the center of the arena.
4. Complete three circles to the right: the first two circles large and fast; the third circle small and slow. Change leads at the center of the arena.
5. Begin a large circle to the left but do not close this circle. Run up the right side of the arena past the center marker and do a right rollback at least twenty feet (6 meters) from the wall or fence - no hesitation.
6. Continue back around previous circle but do not close this circle. Run up the left side of the arena past the center marker and do a left rollback at least twenty feet (6 meters) from the wall or fence - no hesitation.
7. Continue back around previous circle but do not close this circle. Run up the right side of the arena past the center marker and do a sliding stop at least twenty feet (6 meters) from the wall or fence. Back up at least ten feet (3 meters). Hesitate to demonstrate the completion of the pattern.

The bridle may be dropped at the judge's discretion.

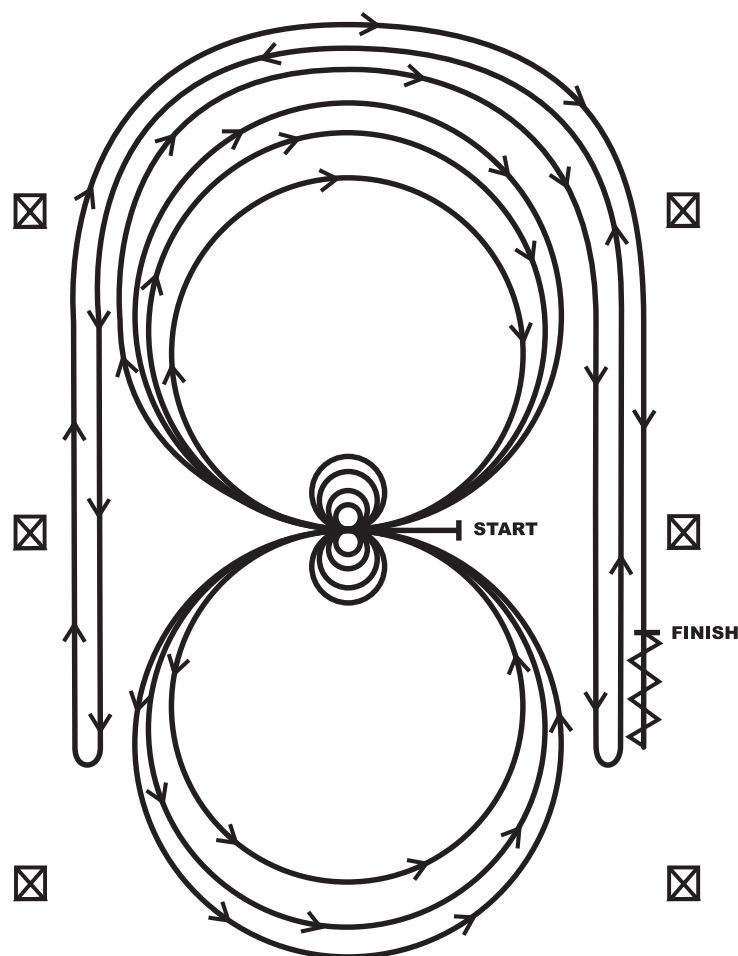
REINING PATTERN NUMBER 7



1. Run at speed to the far end of the arena past the end marker and do a left rollback - no hesitation.
2. Run to the opposite end of the arena past the end marker and do a right rollback - no hesitation.
3. Run past the center marker and do a sliding stop. Back up to the center of the arena or at least ten feet (3 meters). Hesitate.
4. Complete four spins to the right. Hesitate.
5. Complete four and one-quarter spins to the left so that horse is facing left wall or fence. Hesitate.
6. Beginning on the right lead, complete three circles to the right: the first two circles large fast; the third circle small and slow. Change leads at the center of the arena.
7. Complete three circles to the left: the first two circles large fast; the third circle small and slow. Change leads at the center of the arena.
8. Begin a large circle to the right but do not close this circle. Run straight down the right side of the arena past the center marker and do a sliding stop at least twenty feet (6 meters) from the wall or fence. Hesitate to demonstrate completion of the pattern.

The bridle may be dropped at the judge's discretion.

REINING PATTERN NUMBER 8

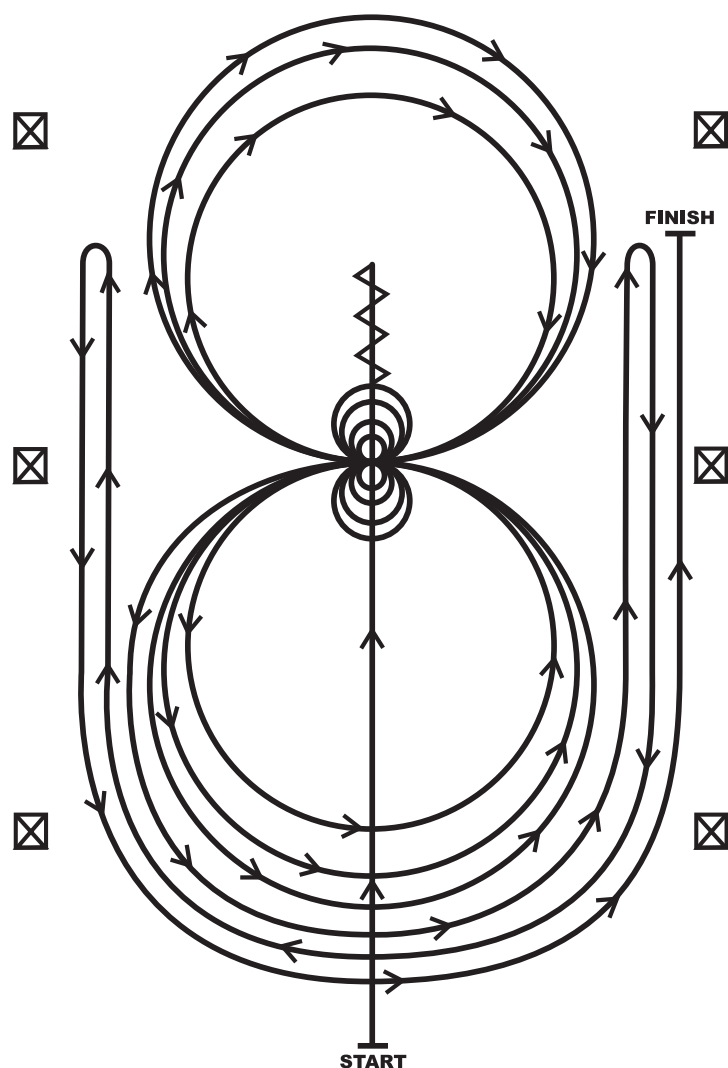


Horses may walk or trot to the center of the arena. Horses must walk or stop prior to starting the pattern. Beginning at the center of arena facing the left wall or fence.

1. Complete four spins to the left. Hesitate.
2. Complete four spins to the right. Hesitate.
3. Beginning on the right lead, complete three circles to the right: the first circle large and fast; the second circle small and slow; the third circle large and fast. Change leads at the center of the arena.
4. Complete three circles to the left: the first circle large and fast; the second circle small and slow; the third circle large and fast. Change leads at the center of the arena.
5. Begin a large fast circle to the right but do not close this circle. Run straight down the right side of the arena past the center marker and do a left rollback at least twenty feet (6 meters) from the wall or fence - no hesitation.
6. Continue back around the previous circle but do not close this circle. Run down the left side of the arena past the center marker and do a right rollback at least twenty feet (6 meters) from the wall or fence - no hesitation.
7. Continue back around the previous circle but do not close this circle. Run down the right side of the arena past the center marker and do a sliding stop at least twenty feet (6 meters) from the wall or fence. Back up at least ten feet (3 meters). Hesitate to demonstrate completion of the pattern.

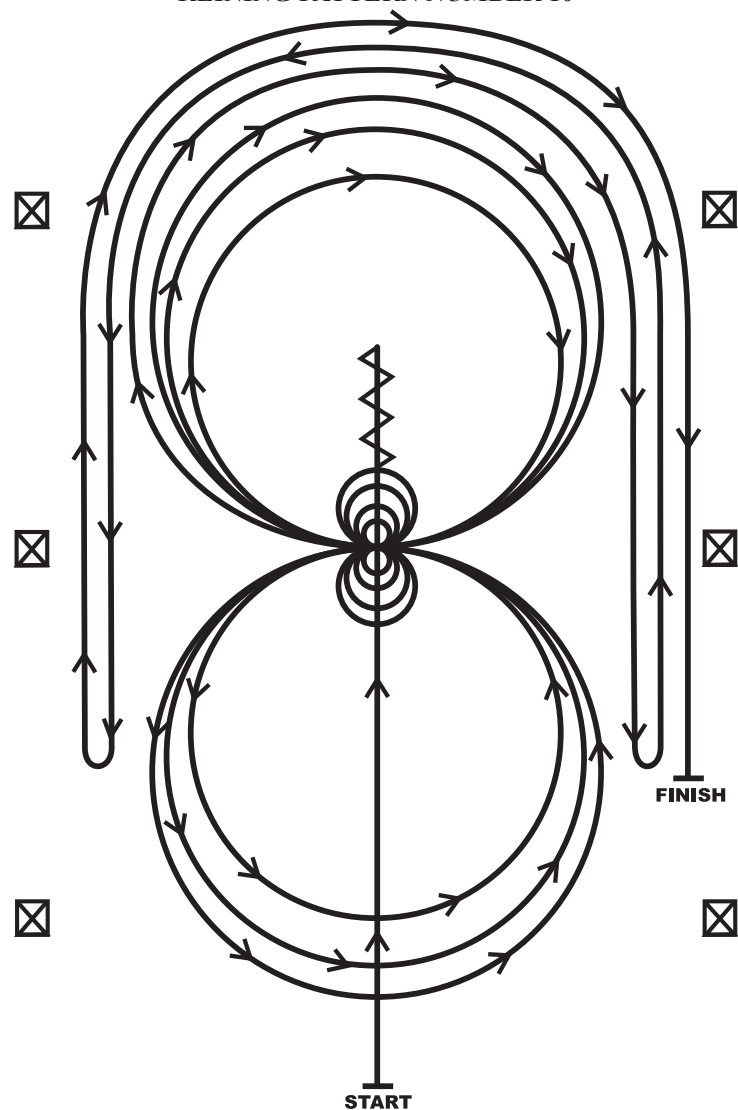
The bridle may be dropped at the judge's discretion.

REINING PATTERN NUMBER 9



1. Run past the center marker and do a sliding stop. Back up to the center of the arena or at least ten feet (3 meters). Hesitate.
2. Complete four spins to the right. Hesitate.
3. Complete four and one-quarter spins to the left so that horse is facing the left wall or fence. Hesitate.
4. Beginning on the left lead, complete three circles to the left: the first circle small and slow; the next two circles large and fast. Change leads at the center of the arena.
5. Complete three circles to the right: the first circle small and slow; the next two circles large and fast. Change leads at the center of the arena.
6. Begin a large circle to the left but do not close this circle. Run up the right side of the arena past the center marker and do a right rollback at least twenty feet (6 meters) from the wall or fence - no hesitation.
7. Continue back around the previous circle but do not close this circle. Run up the left side of the arena past the center marker and do a left rollback at least twenty feet (6 meters) from the wall or fence - no hesitation.
8. Continue back around previous circle but do not close this circle. Run up right side of the arena past the center marker and do a sliding stop at least twenty feet (6 meters) from the wall or fence. Hesitate to demonstrate completion of the pattern.

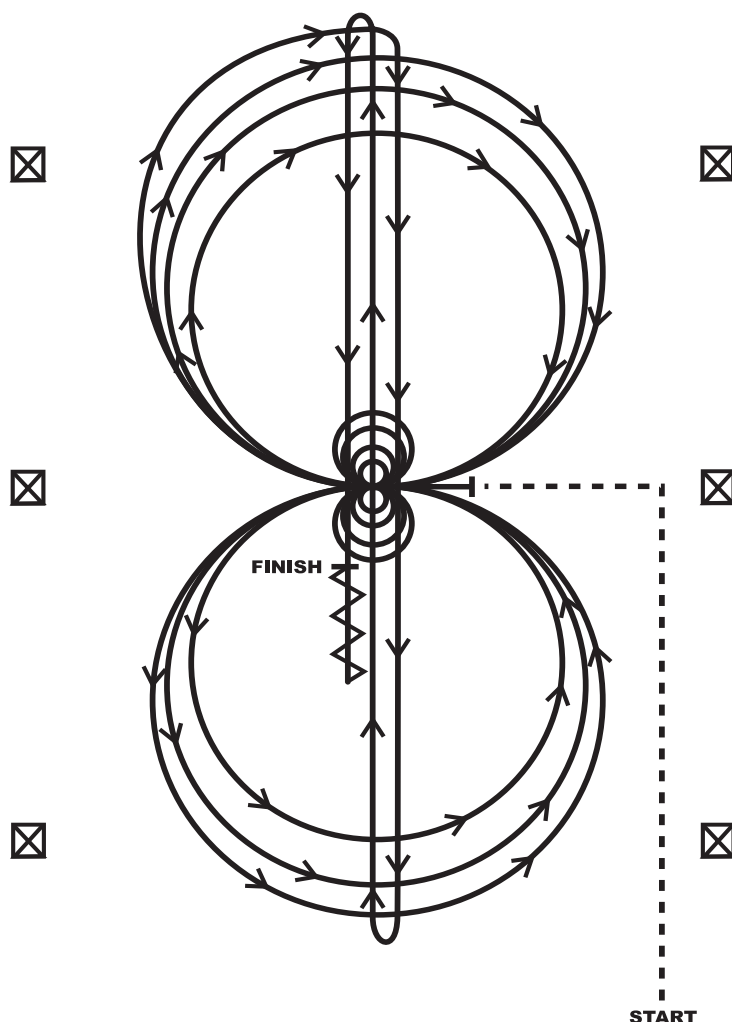
The bridle may be dropped at the judge's discretion.

REINING PATTERN NUMBER 10

1. Run past the center marker and do a sliding stop. Back up to the center of the arena or at least ten feet (3 meters). Hesitate.
2. Complete four spins to the right. Hesitate.
3. Complete four and one-quarter spins to the left so that the horse is facing the left wall or fence. Hesitate.
4. Beginning on the right lead, complete three circles to the right: the first two circle large and fast, the third circle small and slow. Change leads at the center of the arena.
5. Complete three circles to the left: the first circle small and slow, the next two circles large and fast. Change leads at the center of the arena.
6. Begin a large circle to the right but do not close this circle. Run down the right side of the arena past the marker and do a left roll back at least twenty feet (6 meters) from the wall or fence - no hesitation.
7. Continue back around the previous circle but do not close this circle. Run down the left side of the arena past the center and do a right roll back at least twenty feet (6 meters) from the wall or fence - no hesitation.
8. Continue back around previous circle but do not close this circle. Run down the right side of the arena past center marker and do a sliding stop at least twenty feet (6 meters) from the wall or fence. Hesitate to demonstrate completion of pattern.

The bridle may be dropped at the judge's discretion.

REINING PATTERN NUMBER 11

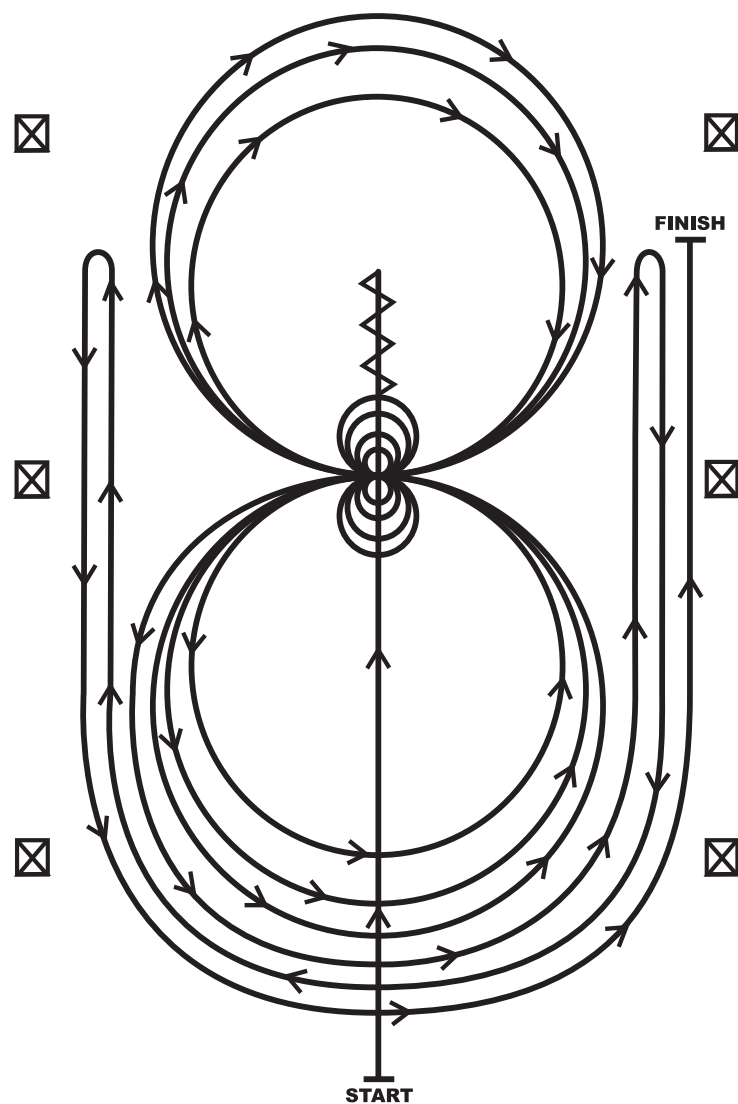


Horses must jog the majority of the way to the center. Failure to jog the majority of the way to the center will result in a 0 for failure to complete the pattern as written. Horses must walk or stop prior to starting pattern. Beginning at the center of the arena facing the left wall or fence.

1. Complete four spins to the left. Hesitate.
2. Complete four spins to the right. Hesitate.
3. Beginning on the right lead, complete three circles to the right; the first circle small and slow; the next two circles large and fast. Change leads at the center of the arena.
4. Complete three circles to the left; the first circle small and slow; the next two circles large and fast. Change leads at the center of the arena.
5. Begin a large circle to the right, but do not close this circle. Run down the center of the arena past the end marker and do a right rollback - no hesitation.
6. Run up the middle to the opposite end of the arena past the end marker and do a left rollback - no hesitation.
7. Run past the center marker and do a sliding stop. Back up to the center of the arena or at least ten feet (three meters). Hesitate to demonstrate completion of the pattern.

The bridle may be dropped at the judge's discretion.

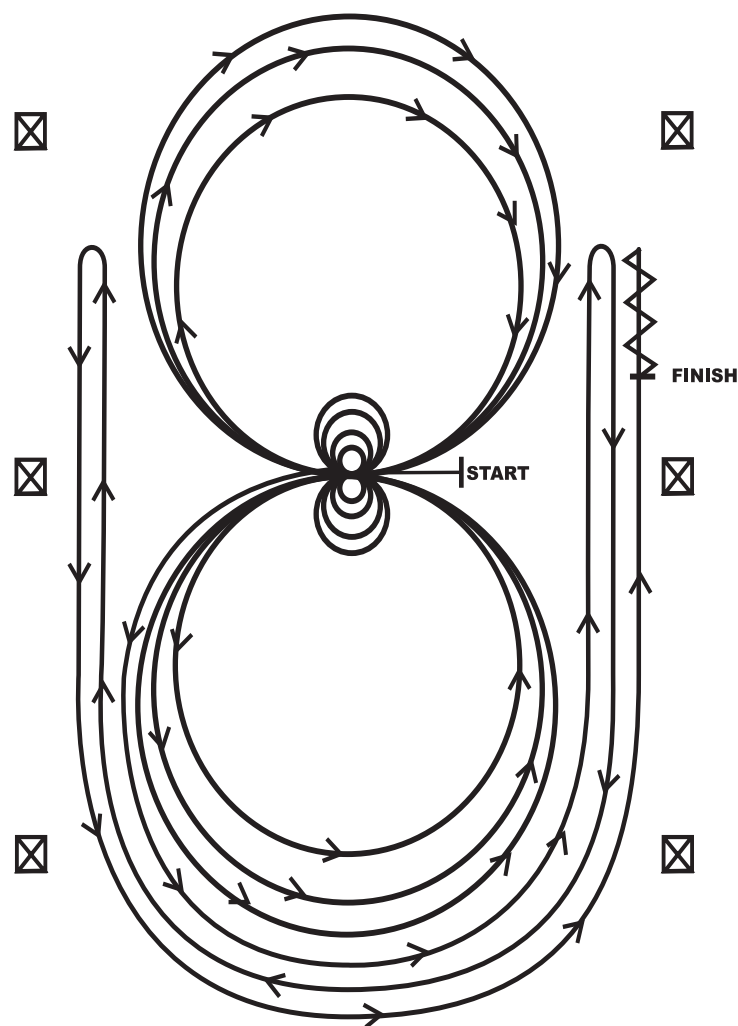
REINING PATTERN NUMBER 12



1. Run past the center marker and do a sliding stop. Back up to the center of the arena or at least ten feet (three meters). Hesitate.
2. Complete four spins to the right. Hesitate.
3. Complete four and one-quarter spins to the left so that the horse is facing the left wall or fence. Hesitate.
4. Beginning on the left lead, compete three circles to the left: the first two circles large and fast; the third circle small and slow. Change leads at the center of the arena.
5. Complete three circles to the right: the first two circles large and fast; the third circle small and slow. Change leads at the center for the arena.
6. Begin a large circle to the left but do not close this circle. Run up the right side of the arena past the center marker and do a right rollback at least twenty feet (six meters) from the wall or fence - no hesitation.
7. Continue back around previous circle but do not close this circle. Run up the left side of the arena and past the center marker and do a left rollback at least twenty feet (six meters) from the wall or fence-no hesitation.
8. Continue back around previous circle but do not close this circle. Run up the right side of the arena past the center marker and do a sliding stop at least twenty feet (six meters) from the wall or fence.

Rider may drop bridle to the designated judge.

REINING PATTERN NUMBER 13



Horses must walk or stop prior to starting pattern. Beginning at the center of the arena facing the left wall or fence.

1. Beginning on the left lead, complete two circles to the left: the first circle large and fast; the second circle small and slow. Stop at the center of the arena
2. Complete four spins to the left. Hesitate.
3. Beginning on the right lead, complete two circles to the right: the first being large and fast; the second circle small and slow. Stop at the center of the arena.
4. Complete four spins to the right. Hesitate.
5. Beginning on the left lead, run a large fast circle to the left, change leads at the center of the arena, run a large fast circle to the right, and change leads at the center of the arena.
6. Continue around previous circle to the left but do not close this circle. Run up the right side of the arena past the center marker and do a right rollback at least 20 feet (6 meters) from the wall or fence-no hesitation.
7. Continue around previous circle to the right but do not close this circle. Run up the left side of the arena past the center marker and do a left rollback at least 20 feet (6 meters) from the wall or fence-no hesitation.
8. Continue back around previous circle but do not close this circle. Run up the right side of the arena past the center marker and do a sliding stop at least 20 feet (6 meters) from the wall or fence. Back up at least 10 feet (3 meters).

Hesitate to demonstrate completion of the pattern. Rider may drop bridle to the designated judge.

BARREL RACING

3686. Timing. Barrel Racing is a timed event.

3687. Timer. Electronic timers are recommended to be used along with two back up watches used by official timers. If electronic timer fails the average of the watches will be used to indicate the official time.

3688. Starting Line. Starting line markers or electric timers shall be placed against the arena fence, whenever possible.

3689. Timing shall begin as soon as the horse's nose reaches the starting line and will be stopped when the horse's nose passes over the finish line. The contestant is allowed a running start.

3690. Knocking Over Barrel. Knocking over a barrel shall carry a five (5) second penalty.

3691. Hat or Helmet. A five (5) second penalty will be assessed if the hat or helmet is not on the exhibitor's person for the entire time the exhibitor is in the arena for barrel racing. Refer to **Rule(s) 3304 A-B**.

3692. A whip may not exceed two feet in length excluding over and unders which must be attached to the saddle.

3693. It is recommended that drags be conducted before the start of a barrel race and after every seven head. Show management may drag more frequently.

3694. Disqualification. Failure to follow the course, loss of course includes negotiating obstacles in any other than specified order, the wrong direction, stopping, circling, backing or reversing direction of movement correct improper passing of an obstacle shall cause disqualification.

A. Any deviation from the pattern.

B. The judge must disqualify a contestant for excessive use of a whip, rope, crop, bat or reins anywhere on the horse.

3695. Touching Barrels. A contestant may touch the barrel with his/her hands.

3696. Ties. If a tie occurs where points are involved, placing will be worked off if all tied exhibitors agree to participate in a run-off, if not, a coin toss will be used to separate the ties. In the event of a tie, the horse declared the winner in the runoff must re-run the pattern within two (2) seconds of its original time or the runoff must be held again. Penalty time will not apply to the two (2) second rule, but will apply to the final runoff time.

3697. Course. The course must be measured exactly. If the course is too large for the available space, then the pattern should be reduced five (5) yards (4.6 meters) at a time until the pattern fits the arena. Remember to leave adequate space between barrels and any obstacle. The distance from barrel number three to the finish line need not be reduced five (5) yards at a time if there is sufficient room for the horse to stop.

3698. When measuring the area for the barrel course, remember to leave ample room for horses to complete their turns and stop at the finish line. It is recommended that there be at least forty-five (45') feet (13.5 meters) from the starting line to the end of the arena; at least eighteen (18') feet (5.4 meters) from barrels #1 and #2 to the fence; and thirty-six (36') feet (10.8 meters) from barrel #3 to the end of the arena.

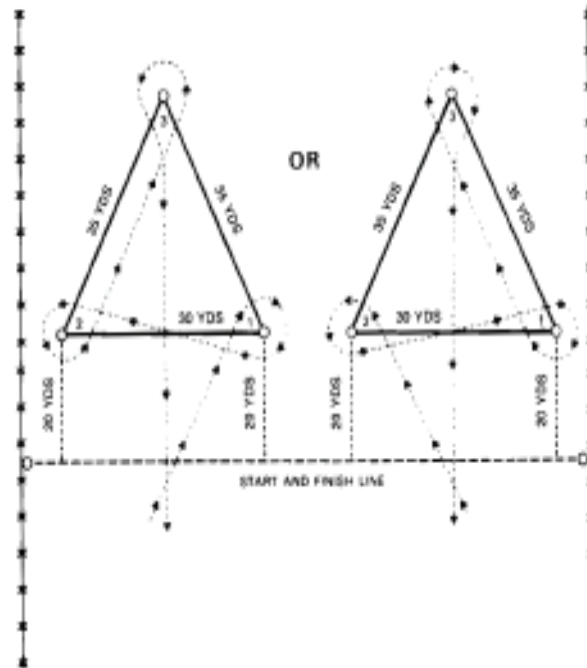
3699. Chairs may not be used as markers.

3700. Pattern. At a signal from the starter, the contestant will run to barrel #1, pass to the left of it, and complete an approximately three hundred and sixty (360) degree turn around it; then go to barrel #2, pass to the right of it, and complete a slightly more than three hundred and sixty (360) degree turn around it; then go to barrel #3, pass to the right of it, and do another approximately three hundred and sixty (360) degree turn around it; then sprint to the finish line, passing between barrel #1 and #2.

3701. This barrel course may also be run to the left. The contestant will start to barrel #2, turning to the left around this barrel, then to barrel #1, turning to the right, then to barrel #3, turning again to the right, followed by the final sprint to the finish line.

3702. If exhibitor shows in more than one barrel racing class and pays entry fees for each class, exhibitor may run once and carry over the time for all of the classes. Refer to **Rule 3330**.

BARREL RACING PATTERN



POLE BENDING

3703. Timing. Pole Bending is a timed event.

3704. Timer. Electronic timers are recommended to be used along with two back up watches used by official timers. If electronic timer fails the average of the watches will be used to indicate the official time.

3705. Starting Line. Time shall begin and end as the horse's nose crosses the clearly visible starting line.

3706. Each contestant will begin from a running start.

3707. Knocking Over Pole. Knocking over a pole shall carry a five (5) second penalty. If the original course is altered by a rider intentionally grasping a pole, a five second penalty for each pole grasped will be assessed.

3708. Hat or Helmet. A five (5) second penalty will be assessed if the hat or helmet is not on the exhibitor's person for the entire time the exhibitor is in the arena in pole bending. Refer to **Rule(s) 3304 A-B**.

3709. A whip may not exceed two feet in length excluding over and unders which must be attached to the saddle.

3710. It is recommended that drags be conducted before the start of a pole bending and after every seven head. Show management may drag more frequently

3711. Disqualification. Failure to follow the course shall cause disqualification.

A. The judge must disqualify a contestant for excessive use of a whip, rope, crop, bat or reins anywhere on the horse.

3712. Touching Pole. A contestant may touch a pole with his/her hand.

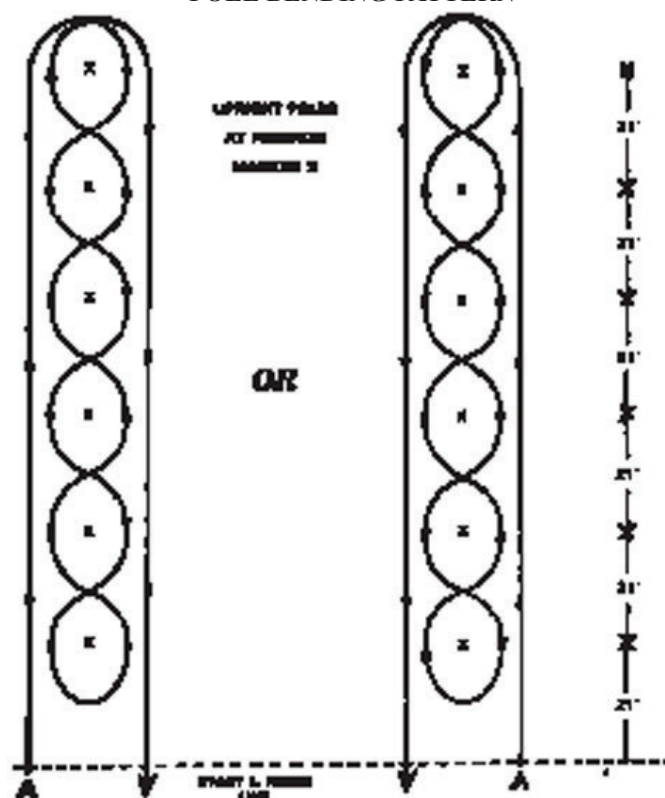
3713. Ties. In the event of a tie, placing will be worked off if all tied exhibitors agree to participate in a run-off, if not; a coin toss will be used to separate the ties. The horse declared the winner in the runoff must re-run the pattern within two (2) seconds of its original time or the runoff must be held again. Penalty time will not apply to the two (2) second rule, but will apply to the final runoff time.

3714. Course. The pole bending pattern is to be run around six (6) poles. Each pole is to be twenty-one (21') feet apart and the first pole is to be twenty-one (21') feet from the starting line. Poles shall be set on top of the ground, six (6') feet in height, with a base no more than fourteen (14") inches in diameter.

3715. Pattern. A horse may start either to the right or to the left of the first pole and then run the remainder of the pattern accordingly.

3716. If exhibitor shows in more than one pole bending class and pays entry fees for each class, exhibitor may run once and carry over the time for all classes. Refer to **Rule 3330**.

POLE BENDING PATTERN



FLAG RACE

3717. Timing. Flag Race is a timed event.

3718. Timer. Electronic timers are recommended to be used along with two back up watches used by official timers. If electronic timer fails the average of the watches will be used to indicate the official time.

3719. Barrels to be set in a triangle pattern as shown in illustration. Distances shown are recommended, others may be used. Riders may run the course to right or left.

3720. Flag to be picked up at first barrel, horse to proceed around the second barrel and deposit flag in container in third barrel and then cross finish line.

3721. Rider gets a running start and is timed from the time the horse's nose crosses the starting line until it crosses the starting line upon return.

3722. Containers for flags shall be at least the size of a two gallon bucket. Plastic or rubber containers are recommended. Material in container should be suitable material to allow flag to be easily removed and replaced such as loose sand. Flag sticks should be eighteen (18") inches in length with recommended three (3/8") inches or larger round dowel and blunt ends.

3723. The rider will be disqualified for dropping the flag, flag not staying in the stuck position in material inside the container on the third barrel, not going around the second barrel, knocking over any flag container or knocking over first or third barrel or using the flag for a bat or running off course. Knockdown of the free standing barrel is a five second penalty.

3724. Hat or Helmet. A five (5) second penalty will be assessed if the hat or helmet is not on the exhibitor's person for the entire time the exhibitor is in the arena. Refer to **Rule(s) 3304 A-B.**

3725. A whip may not exceed two feet in length excluding over and unders which must be attached to the saddle.

3726. It is recommended that drags be conducted before the start of a pole bending and after every seven head. Show management may drag more frequently.

3727. Ties. If a tie occurs where points are involved, placing will be worked off if all tied exhibitors agree to participate in a run-off, if not, a coin toss will be used to separate the ties. In the event of a tie, the horse declared the winner in the runoff must re-run the pattern within two (2) seconds of its original time or the runoff must be held again. Penalty time will not apply to the two (2) second rule, but will apply to the final runoff time.

3728. Disqualification. Failure to follow the course, loss of course includes nego-

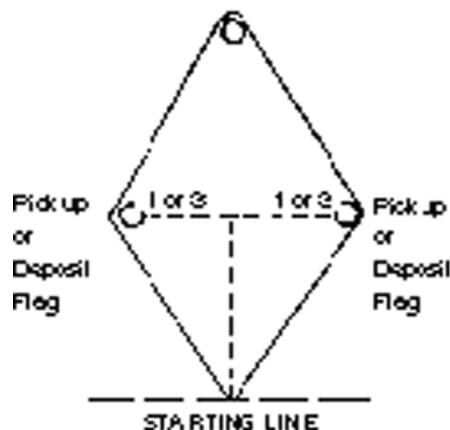
tiating obstacles in any other than specified order, the wrong direction, stopping, circling, backing or reversing direction of movement to correct improper passing of an obstacle shall cause disqualification.

A. Any deviation from the pattern.

B. The judge must disqualify a contestant for excessive use of a whip, rope, crop, bat or reins anywhere on the horse.

3729. If exhibitor shows in more than one flag race class and pays entry fees for each class, exhibitor may run once and carry over the time for all of the classes. Refer to **Rule 3330**.

FLAG RACE PATTERN



CUTTING, ROPING EVENTS, WORKING COWHORSE, AND TEAM PENNING

Rules and guideline pertaining to these events can be found on the PHBA website and/or in the AQHA Official handbook.

VERSATILITY RANCH HORSE

Rules and guidelines pertaining to this event can be found on the PHBA website and/or in the AQHA Official handbook.

RANCH SORTING

Rules and guidelines pertaining to this event can be found on the PHBA website and/or in the AQHA Official handbook.

PLEASURE TYPE

PERFORMANCE CLASSES

4601. PT Equipment and Attire. Exhibitors in PT Division classes must wear attire appropriate to the type of horse being exhibited and to the class specifications

A. A western hat, long sleeve shirt, long pants, and western boots shall be worn in all western classes. Spurs and chaps are optional.

B. A saddle suit, jodhpurs, and derby or hunt coat, hunt cap, breeches, and hunt boots shall be worn in all English classes. Crops and whips are optional

4602. Pleasure Type classes:

All Day Pleasure Gait (no canter)

English Pleasure

Fiesta Horse

Fine Harness

Five Gaited Saddle Horse

Jumping

Pleasure Driving

Road Hack

Three Gaited Park Saddle Horse

Three Gaited Saddle Horse

Trail

Walking Horse

Western Pleasure
Western Parade Horse
Western Show Horse
Working Hunter

GENERAL RULES

4603. Restriction. Horses may only be shown in one (1) class division of each of the above classes at any one (1) show.

4604. Judging Emphasis. Pleasure Type performance classes are to be judged twenty-five (25%) percent on confirmation and seventy-five (75%) percent on performance, manners, quality, style, presence, and finish, unless otherwise specified.

4605. Class Procedures. Horses shall be worked both ways of the ring at all required gaits.

A. Specialty Classes. (S) No canter required.

Trail (S)

Walking Horse (S)

Western Pleasure (S)

4606. In a workout, the judge is not required to request all gaits, but all horses chosen for a workout must be worked both ways of the ring at any gait requested.

4607. Contact. Light contact must be maintained with the horse's mouth.

4608. Soundness. Horses must be serviceably sound.

4609. Artificial Appliances. Horses shall be shown without artificial appliances (such as wired ears). Inconspicuously applied tail braces and mouth controls are acceptable.

4610. Championship and Stake Classes. In Championship and Stake classes, stripping of horses is mandatory. Only two (2) attendants are allowed for each entry.

THREE GAITED SADDLE HORSE

4611. Class Divisions. This class may be shown as follows:

A. Open.

B. Stallions, Mares and Geldings.

C. Horses not exceeding fifteen point two (15.2) hands and horses over fifteen point two (15.2) hands.

4612. Qualifying Gaits.

A. Walk: animated and graceful

B. Trot or associated gaits: square, collected, and balanced with hocks well under.

C. Canter: smooth, slow, and straight on both leads.

4613. Class specifications: Horses are to be shown at a walk, trot or associated gaits, and canter.

4614. Appointments.

A. Saddle, leather lining preferred.

B. The girth may be either Leather or web.

C. Snaffle bit only, breast plate, tie-down, quarter boots, and martingales are not permitted.

D. For riders, informal dress is suggested for morning and afternoon classes; formal attire for evening classes

THREE GAITED PARK SADDLE HORSE

4621. Class Divisions. This class may be shown as follows:

A. Open.

B. Stallions, mares, and geldings.

C. Lady riders and men riders,

4622. Qualifying gaits.

A. Walk: animated and graceful.

B. Trot or associated gaits: square, collected, and balanced with hocks well under.

C. Canter: smooth, slow, and straight on both leads.

4623. Class specifications: Horses are to be shown at a walk, trot or associated gaits and canter.

4624. Appointment. See Three Gaited Saddle Horse rules. **Rules 4611-4614.**

FIVE GAITED SADDLE HORSE

4631. Class Divisions. This class. May be shown as follows:

- A. Open.
- B. Stallions, mares, and geldings.

4632. Qualifying gaits.

- A. Walk: animated and graceful.
- B. Trot or associated gaits: square, collected, and balanced with hock well under.
- C. Canter: smooth, slow, and straight on both leads,
- D. Slow Gait: a slow, highly animated gait. Not a slow rack.
- E. Rack: a four (4) beat gait done at speed and in form.

4633. Class specifications. Horses are to be shown at a walk, trot or associated gaits, slow gait, rack and canter.

4634. Appointments. Refer to Three Gaited Saddle Horse rules. **Rules 4611-**

4614. EXCEPTION: quarter boots are allowed.

ENGLISH PLEASURE

4641. Class Divisions. The class may be shown as follows:

- A. Open.
- B. Junior and senior divisions.
- C. Lady riders and men riders.
- D. Stallions, mares, and geldings.

4642. Class Specifications and Equipment. Refer to ST Hunter Under Saddle rules. **Rules 3430-3432.**

ROAD HACK

4651. Class Divisions. The class may be shown as follows:

- A. Open,
- B. Junior and senior divisions.
- C. Lady riders and men riders.

4652. Class Specifications. Refer to ST Road Hack rules. **Rules 3433-3434.**

4653. Appointments. Horses and riders may show in either:

- A. Hunt attire with equipment to include snaffle, pelham, or kimberwick bit with single rein, or double rein bridle and forward seat saddle, or
- B. Saddle seat attire with equipment to include a bridle and a flat, English type saddle.

JUMPING

4661. Class Specifications. Refer to ST Jumping rules. **Rules 3451-3470.**

WORKING HUNTER

4662. Class Divisions. This class may be shown as follows:

- A. Open.
- B. Junior and senior divisions.
- C. Lady riders and men riders.
- D. Stallions, mares, and geldings.

4663. Class Specifications. Refer to ST Working Hunter rules. **Rules 3471-3485.**

WESTERN SHOW HORSE

4671. Class Divisions. This class may be shown as follows:

- A. Open.
- B. Junior and senior divisions.
- C. Lady riders and men riders.
- D. Stallions, mares, and geldings.

4672. Qualifying Gaits.

- A. Walk: flat-footed and elastic.
- B. Trot or associated gaits: square, high going, collected and balanced with hocks well under; emphasis on action.
- C. Canter: smooth, easy, collected and straight on both leads.

4673. Class specifications.

- A. Horses shall be shown both ways of the ring at a walk, trot or associated

gait, and canter.

B. Entries shall carry a full mane and a full, undocked tail which may be arched but not held vertical.

4674. Appointments.

A. Horses shall be shown in a stock saddle which may be plain or with silver, or in a Mexican saddle.

B. Curb chains are optional.

C. Tie-downs, martingales, draw reins, boots, hip drops, and serapes are prohibited,

D. Rider's attire shall be western clothing and boots or colorful parade clothing.

WESTERN PARADE HORSE

4681. Class Specifications. The class may be shown as follows:

A. Open.

B. Junior and senior divisions.

C. Lady riders and men riders.

D. Stallions, mares, and geldings.

4682. Qualifying gaits.

A. Animated walk: a graceful, straight, brisk movement; slow enough to differentiate from the parade gait.

B. Parade gait: a true, straight, high prancing movement; square collected and balanced with the hocks well under the body

1) The maximum speed is five (5) miles per hour.

2) It is recommended that a fifty (50') foot stretch be marked off and a horse covering it in less than seven (7) seconds be faulted.

4683. Class routine:

A. Horses shall enter at a parade gait.

B. Horses shall show both ways of the arena at both gaits. Horses are to be reversed at a walk.

C. Entries should be asked to halt from both gaits and to walk and parade alternately to illustrate that they are under complete control.

D. Marching music is suggested wherever possible.

4684. Faults. The following shall be considered as faults and shall be penalized:

A. Excessive speed

B. Extreme position of the tail

C. Bad manners

D. Hard mouth

E. Lugging on the bridle and fighting the bit

F. Halting or hesitating

G. Zigzagging or sideward movement

H. Sour ears

I. Executing other than the specified gaits shall be considered a major fault and may result in disqualification of the entry.

4685. Mane and tail. Entries shall carry a full mane and a full undocked tail which may be arched but not held vertical

4686. Appointments.

A. Horses are to be shown under a stock saddle or Mexican saddle, with appropriate mounting of sterling silver, gold, nickel, or German silver, stainless steel, monel, or other similar metals, and with other similarly mounted appropriate equipment.

B. Tie-downs, martingales, draw reins, and boots are not permitted.

C. Riders shall wear attire which is both colorful and typical of the Old West (American, Mexican, or Spanish origin), consisting of a fancy cowboy suit, hat, and boots.

D. Spurs, guns, and serapes are optional.

FIESTA HORSES

4691. Class Descriptions. The class may be shown as follows:

A. Open.

B. Junior and senior divisions.

C. Lady riders and men riders.

D. Stallions, mares, and geldings

4692. Qualifying Gaits.

A. Walk: flat-footed and graceful.

B. Parade gait: a true, straight, square, high prancing trot or associated gaits.

Palomino Horse Breeders of America

This gait should not exceed five (5) miles per hour.

C. Side pass: a two (2) track rhythmical, collected trot or associated gaits executed diagonally with the head of the horse angled toward the outside of the ring.

4693. Class Specifications.

- A. Horses shall enter the ring at a walk.
- B. Horses may be asked to halt under control at any of the gaits.
- C. Spanish or parade music is recommended.

4694. Entries shall be penalized for:

- A. Excessive speed.
- B. High or switching tail.
- C. Fighting the bit.
- D. Sour ears.
- E. Other bad manners.

4695. Disqualification. Entries of improper type or with hooves over four and one-half (4 1/2") inches are to be disqualified.

4696. Mane and Tail. Entries shall carry a full mane and a full, undocked tail which may be arched but not held vertical.

4697. Appointments.

- A. Equipment. Refer to ST Western Parade Horse rules.
- B. The rider's costume is to be Spanish or Mexican. Serape is optional. Serapes may be Mexican or Indian, but of colorful type and of cloth that will blend in with Spanish attire.

TRAIL

4701. Class Specifications. Refer to ST Trail rules.

- A. PT Trail horses gaits required are: walk and favorite gait. Lead changes, jog and lope are not required.

4702. Appointments. The horse may be shown with a stock saddle and appropriate attire or with an English saddle and appropriate attire

PLEASURE DRIVING

4703. Class Specifications. Refer to ST Western Driving rules. **Rules 3419-3423.**

FINE HARNESS HORSE

4711. Class Divisions. This class may be shown as follows:

- A. Open.
- B. Stallions, mares, and geldings.

4712. Qualifying Gaits.

- A. Walk: animated and graceful.
- B. Trot: an animated park gait, extreme speed to be penalized.
- C. Park Trot; slower animated trot.

4713. Class Specifications:

- A. Horses are to be shown at a walk, park trot, and trot.
- B. Entries shall stand quietly.
- C. Entries shall not be required to back.

4714. Appointments.

- A. Horses shall be shown in a bridle to suit the horse and an appropriate vehicle.
- B. The vehicle is preferably a small buggy with four (4) wire wheels but without a top.
- C. Snaffle bit only. Breast plate, tie down, quarter boots, and martingales are permitted.
- D. For exhibitors, informal dress is suggested for morning and afternoon classes, formal attire for evening classes.

PT YOUTH PERFORMANCE CLASSES

4801. Pleasure Type Youth Division classes:

- Youth Color
- Youth English Pleasure
- Youth Fiesta Horse
- Youth Fine Harness
- Youth Five Gaited Saddle Horse
- Youth Halter (Geldings & Mares)

Youth Hunt Seat Equitation
 Youth Jumping
 Youth Pleasure Driving
 Youth Road Hack
 Youth Saddle Seat Equitation
 Youth Showmanship at Halter
 Youth Showmanship in Hand
 Youth Three Gaited Park Saddle Horse
 Youth Three Gaited Saddle Horse
 Youth Trail
 Youth Western Horsemanship
 Youth Western Parade Horse
 Youth Western Pleasure
 Youth Western Show Horse
 Youth Working Hunter
 Youth All Day Pleasure Gait (no canter)
 Youth Saddle Seat Equitation (S)
 Youth Trail (S)
 Youth Western Horsemanship (S)
 Youth Western Pleasure (S)

YOUTH PT SHOWMANSHIP AT HALTER

4821. Class Specifications. See ST Showmanship At Halter rules. **Rules 6201-6209.**

4822. Equipment. Halters or any appropriate bridle.

4823. Attire.

- A. Western hat, boots, and long sleeve shirt, or
- B. Hunt cap, boots, coat, and breeches.

YOUTH PT SHOWMANSHIP IN HAND

4831. Class Specifications. See ST Showmanship in Hand rules.

4832. Appointments.

- A. Horses may be shown in halters or in any appropriate bridle.
- B. Appropriate attire shall be a saddle suit, jodhpurs, and derby.
- C. Crops and whips are optional.

YOUTH PT SADDLE SEAT EQUITATION

4841. Judging Emphasis. The equitation class is to determine the riding ability of the rider and the judge will bear this in mind at all times.

4842. In Saddle Seat Equitation classes, riders should convey the impression of effective and easy control

4843. To show horses well, the riders should show to their best advantage.

4844. Ring generalship shall be taken into consideration by the judge.

4845. A complete picture of the whole is of major importance.

4846. Hands should be held in an easy position, neither perpendicular nor horizontal to the saddle.

- A. Hands should show adaptability and control.
- B. The height of the hands is in accordance with the head carriage of the horse.
- C. The method of holding the reins is optional.

4847. All reins must be picked up at one time.

4848. The bight of the reins should be on the off side.

4849. Seat. The rider should sit comfortably in the saddle and find the center of gravity by sitting with a slight bend at the knees.

4850. Foot. The irons should be placed under the ball of the foot, not on the toe or at home, with an even pressure on the entire width of the sole and at the center of the iron.

- A. Foot position should be natural and not extremely in or out.

4851. Position. Rider position in motion:

- A. **Walk:** slight motion in the saddle.
- B. **Trot:** slight posting elevation in the saddle, hips under the body. There should not be a mechanical up and down, nor a swinging forward and backward.
- C. **Canter:** close seat, going with the horse.

4852. Class Routine.

- A. Riders will enter the ring to the right at a trot and proceed in a counter

clockwise direction.

B. Entries shall proceed at least once around the ring at each gait and on command, reverse and repeat. The reverse may be executed by turning either toward or away from the rail.

C. Riders shall line up on command and any or all riders may be further tested at the discretion of the judge.

4853. Attire

A. Informal attire.

1) Conservative solid colors, including black, blue, gray, green, beige, and brown, are required. Jacket and matching jodhpurs. A white jacket may be worn in season

2) Derby or soft hat.

B. Formal attire.

1) Solid colors include a dark gray, dark brown, dark blue, or black tuxedo-type Jacket with collars and lapels of the same color.

2) Jodhpurs to match the jacket.

3) Top hat.

4) Gloves.

5) Formal riding habits are not to be worn before 6:00 p.m.

C. Spurs of the unrolled type, whips, and crops are optional

4854. Tack

A. Full bridles (curb and snaffle) are required.

B. Saddles are to be the flat, English type. Forward seats and western saddles are prohibited.

C. Martingales and similar tie-downs are prohibited.

PT AMATEUR PERFORMANCE CLASSES

4901. Pleasure Type Amateur Division classes:

Amateur English Pleasure

Amateur Fiesta Horse

Amateur Fine Harness

Amateur Five Gaited Saddle Horse

Amateur Hunt Seat Equitation

Amateur Jumping

Amateur Pleasure Driving

Amateur Road Hack

Amateur Saddle Seat Equitation

Amateur Three Gaited Park Saddle Horse

Amateur Three Gaited Saddle Horse

Amateur Trail

Amateur Western Horsemanship

Amateur Western Parade Horse

Amateur Western Pleasure

Amateur Western Show Horse

Amateur Working Hunter

Amateur All Day Pleasure Gait (no canter)

Amateur Saddle Seat Equitation (S)

Amateur Trail (S)

Amateur Western Pleasure (S)

Amateur Western Horsemanship (S)

PHBA CHALLENGED HORSEMAN PROGRAM

Show Rules and Procedures

4950. General Rules

A. To provide show management with the option to include the Challenged Horseman Program, PHBA has adopted these rules for participants. In doing so, PHBA does not assume responsibility for safety of participants. Since it is show management which conducts these events and controls both the physical facility and all aspects of the events, responsibility for participant's safety remains solely with show management.

B. In the case of adult participants, each participant assumes all risk of personal injury or property damage and releases and discharges Palomino Horse Breeders of America and show management, their respective officers, directors, representatives, and employees, from any and all liability, whenever or however arising, as to personal injury or property damage occurring as a result of participation in these events, except for the negligent act or omission, if any, of said indemnities. If the participant is a minor, the parent or guardian,

by allowing participation, assumes all risk of personal injury or property damage occurring as a result of the participation and does hereby release and discharge PHBA and show management, their respective officers, directors, representatives and employees from any and all liability, whenever or however arising, from such participation, except for the negligent act or omission, if any, of an indemnity. Further, as parent or legal guardian, they agree to indemnify and hold harmless PHBA and show management from such liability to the minor.

C. Each participant, and if a minor, the consenting parent or guardian, authorizes the use of any picture, still or video, which may be taken in conjunction with the exhibitor's participation in these Challenged Horseman events for PHBA's official use.

D. Registered and Unregistered Horses are eligible to compete in approved shows. Only geldings or mares may be shown. No stallions are allowed.

E. A current membership in PHBA is not required.

F. An exhibitor cannot show more than one horse in the same class. A horse can be shown multiple times in an individual work class.

G. Participants must be 5 years of age and over, with a diagnosed mental or physical condition.

Eligible Conditions Include:

- Amputation
- Anthrogyriposis
- Asperger's Syndrome
- Autism
- Batten's Disease
- Cerebrovascular Accident (Stroke)
- Cerebella Ataxia
- Cerebral Palsy
- Coffin Lowry Syndrome
- Cystic Fibrosis
- Down Syndrome
- Dwarfism
- Fragile X Syndrome
- Freidrick's Ataxia
- Guillan Barre Syndrome
- Hearing Impairment
- Hunter's Syndrome
- Juvenile Rheumatoid Arthritis
- Mental Retardation
- Microcephaly
- Multiple Sclerosis
- Muscular Dystrophy
- Post Polio Syndrome
- Prader Willie Syndrome
- Rhett Syndrome
- Spina Bifida
- Spinal Cord Injury
- Touretts Syndrome
- Traumatic Brain Injury
- Trisomy Abnormalities
- Visual Impairment
- Other diagnosis will be considered upon request, see PHBA website.

The following disorders are not eligible:

- ADHD
- Anxiety Disorders
- Chronic Fatigue Syndrome
- Depression
- Dyslexia
- Eating Disorders
- Fibromyalgia
- Learning Disabilities
- Psychological Diagnosis

H. The rider or their family does not have to own the horse.

I. Horses with a slight disability or lameness may be used at the discretion of the judge.

4951. General rules for tack and equipment

A. Equipment should conform to the needs of the competitor and be suitable for the horse.

B. Special adaptive equipment may be used where appropriate.

1. Acceptable adaptive equipment includes:

- Audio Communications
- Bareback Pads
- Boot Adaptations
- Dowel Reins
- Hand holds; flexible and/or rigid
- Helmets
- Laces to tie stirrups or leathers to girth or cinch
- Ladder Reins
- Loop Reins
- Rainbow Reins
- Rein Handles
- Rein Handle Tethers
- Rubber Bands
- Saddle blocks, Wedges, Cushions
- Safety Stirrups
- Seat Savers
- Surcingles
- Whips (one or two)
- Other equipment will be considered upon request

C. No equipment is allowed that would in any way affix the rider to the horse or saddle with the exception of light rubber bands. Safety stirrups (covered or other approved safety stirrups for Western attire OR Peacock, S-shaped irons or Devonshire for English attire) are required if rider is unable to wear boots with a heel.

4952. Attire

A. Classes can be ridden English or Western but must be one way or the other. There will be no mixing of attire or equipment. English and Western equipment and attire will follow rules as set forth in the PHBA Handbook with exceptions of authorized adaptations.

4953. Show Approval

A. Show management applies for PHBA approval of these classes on a voluntary basis and assumption of responsibility for safety by show management is required by PHBA as an express condition for PHBA to grant approval for these classes. To obtain PHBA approval, the classes must be listed on the PHBA Show Approval Form when submitted to PHBA for show approval.

4954. ASSISTED CHALLENGED HORSEMAN LEAD IN

A. Safety of riders should be the first consideration in executing this class.

B. Sufficient space should be allowed for the exhibitors to show their horse.

C. Class procedure - All exhibitors will work as a group (or in groups) of ten or less. Riders will compete on the rail at a walk both ways of the ring and line up in the center of the arena for inspection, all at the direction of the judge. Each exhibitor should be inspected individually. Further interaction between the judge and exhibitors is encourage. The extent of interaction is left up to each judge and the ability of the exhibitor. All exhibitors should remain in the arena until the judges results are called.

1. EXCEPTION: PHBA World Show, each exhibitor will enter the arena one at a time. The exhibitor will proceed through the center of the arena to the opposite end and find a place on the rail. The ring stewards will give direction. All exhibitors will remain in the arena until the judges results are called and the awards have been presented.

D. A competitor with a hearing impairment may have an assistant who communicates via sign language or cue cards to the competitor so they may hear the judge's directives. This assistant does not have to be one of the exhibitor's handlers. The assistant may enter the arena with the exhibitor and will make his/her purpose known to the ring steward.

E. Each exhibitor must have at least one handler in the ring to facilitate the safety of that exhibitor. An exhibitor may have up to three handlers if needed. The handler must be 16 years of age or older. A halter must be on the horse either over or under the bridle for use by the handler if needed. The handler must have a suitable lead line attached to the halter in hand in case of need. Lead line may not be fastened to the bit. Handler(s) shall stand quietly by their exhibitor unless their assistance is required and/or requested by the judge or ring steward.

4955. UNASSISTED CHALLENGED HORSEMAN WALK/TROT CLASS

A. Safety of riders should be the first consideration in executing this class.

B. Once all exhibitors have entered the arena and found a place on the rail, the

class will begin. Exhibitors will be asked to walk and jog both directions of the arena, line up and complete an individual workout. Each exhibitor should be inspected individually. Further interaction between the judge and exhibitors is encouraged. The extent of interaction is left up to each judge and the ability of the exhibitor.

C. Class procedure - All exhibitors will work as a group (or in groups) of ten or less. Riders will compete on the rail at a walk and jog both ways of the ring, line up in the center of the arena for inspection and back their horse, all at the direction of the judge. Each exhibitor should be inspected individually. Further interaction between the judge and exhibitors is encourage. The extent of interaction is left up to each judge and the ability of the exhibitor. All exhibitors should remain in the arena until the judges results are called.

1) EXCEPTION: PHBA World Show, each exhibitor will enter the arena one at a time. The exhibitor will proceed through the center of the arena to the opposite end and find a place on the rail. The ring stewards will give direction. All exhibitors will remain in the arena until the judges results are called and the awards have been presented.

D. A competitor with a hearing impairment may have an assistant who communicates via sign language or cue cards to the competitor so they may hear the judges directives. This assistant does not have to be one of the exhibitor's handlers. The assistant may enter the arena with the exhibitor and will make his/her purpose known to the ring steward.

E. Each exhibitor must have at least one handler in the ring to facilitate the safety of that exhibitor. An exhibitor may have up to three handlers if needed. The handler(s)/spotter(s) must be 16 years of age or older. The handlers must not lead the exhibitor's horse unless the exhibitor is performing in an unsafe manner. With safety of the rider in mind, the handler may choose to remain within 20 feet of the rider during class. A halter must be on the horse either over or under the bridle for use by the handler if needed. The handler must have a suitable leadline in hand in case of need. Lead line may not be fastened to the bit. Handlers must stand with their riders in the line up. Handler may only help at judge's or ring steward's indication. The spotter will stand quietly in the arena as directed by the ring steward and/or judge.

4956. UNASSISTED CHALLENGED HORSEMAN WALK/JOG/LOPE WESTERN PLEASURE

A. Safety of riders should be the first consideration in executing this class.

B. Class procedure - All exhibitors will work as a group (or in groups) of ten or less. Riders will compete on the rail at a walk, jog and lope both ways of the ring, line up in the center of the arena for inspection and back their horse, all at the direction of the judge. Each exhibitor should be inspected individually. Further interaction between the judge and exhibitors is encourage. The extent of interaction is left up to each judge and the ability of the exhibitor. All exhibitors should remain in the arena until the judges results are called.

C. A competitor with a hearing impairment may have an assistant who communicates via sign language or cue cards to the competitor so they may hear the judges directives. This assistant does not have to be one of the exhibitor's handlers. The assistant may enter the arena with the exhibitor and will make his/her purpose known to the ring steward.

D. Each exhibitor must have at least one handler in the ring to facilitate the safety of that exhibitor. An exhibitor may have up to three handlers if needed. The handler(s)/spotter(s) must be 16 years of age or older. The handlers must not lead the exhibitor's horse unless the exhibitor is performing in an unsafe manner. With safety of the rider in mind, the handler may choose to remain within 20 feet of the rider during class. A halter must be on the horse either over or under the bridle for use by the handler if needed. The handler must have a suitable leadline in hand in case of need. Lead line may not be fastened to the bit. Handlers may stand with their riders in the line up. Handler may only help at judge's or ring steward's indication. The spotter will stand quietly in the arena as directed by the ring steward and/or judge.

4957. UNASSISTED CHALLENGED HORSEMAN WALK/TROT HUNTER UNDER SADDLE

A. Hunt Seat equipment and attire will follow as set forth in the PHBA Official Handbook with exceptions of authorized adaptations.

B. Safety of riders should be the first consideration in executing this class.

C. Once all exhibitors have entered the arena and found a place on the rail, the class will begin. Exhibitors will be asked to walk and trot both directions of the arena, line up and complete an individual workout. Each exhibitor should be inspected individually. Further interaction between the judge and exhibitors

is encouraged. The extent of interaction is left up to each judge and the ability of the exhibitor.

D. Class procedure - All exhibitors will work as a group (or in groups) of ten or less. Riders will compete on the rail at a walk and trot both ways of the ring, line up in the center of the arena for inspection and back their horse, all at the direction of the judge. Each exhibitor should be inspected individually. Further interaction between the judge and exhibitors is encouraged. The extent of interaction is left up to each judge and the ability of the exhibitor. All exhibitors should remain in the arena until the judges results are called.

1) EXCEPTION: PHBA World Show, each exhibitor will enter the arena one at a time. The exhibitor will proceed through the center of the arena to the opposite end and find a place on the rail. The ring stewards will give direction. All exhibitors will remain in the arena until the judges results are called and the awards have been presented.

E. A competitor with a hearing impairment may have an assistant who communicates via sign language or cue cards to the competitor so they may hear the judges directives. This assistant does not have to be one of the exhibitor's handlers. The assistant may enter the arena with the exhibitor and will make his/her purpose known to the ring steward.

F. Each exhibitor must have at least one handler in the ring to facilitate the safety of that exhibitor. An exhibitor may have up to three handlers if needed. The handler(s)/spotter(s) must be 16 years of age or older. The handlers must not lead the exhibitor's horse unless the exhibitor is performing in an unsafe manner. With safety of the rider in mind, the handler may choose to remain within 20 feet of the rider during class. A halter must be on the horse either over or under the bridle for use by the handler if needed. The handler must have a suitable lead line in hand in case of need. Lead line may not be fastened to the bit. Handlers must stand with their riders in the lineup. Handler may only help at judge's or ring steward's indication. The spotter will stand quietly in the arena as directed by the ring steward and/or judge.

4958. UNASSISTED CHALLENGED HORSEMAN WALK/TROT/CANTER HUNTER UNDER SADDLE

A. Hunt Seat equipment and attire will follow as set forth in the PHBA Official Handbook with exceptions of authorized adaptations.

B. Safety of riders should be the first consideration in executing this class.

C. Once all exhibitors have entered the arena and found a place on the rail, the class will begin. Exhibitors will be asked to walk, trot and canter both directions of the arena, line up and complete an individual workout. Each exhibitor should be inspected individually. Further interaction between the judge and exhibitors is encouraged. The extent of interaction is left up to each judge and the ability of the exhibitor.

D. Class procedure - All exhibitors will work as a group (or in groups) of ten or less. Riders will compete on the rail at a walk and trot both ways of the ring, line up in the center of the arena for inspection and back their horse, all at the direction of the judge. Each exhibitor should be inspected individually. Further interaction between the judge and exhibitors is encouraged. The extent of interaction is left up to each judge and the ability of the exhibitor. All exhibitors should remain in the arena until the judges results are called.

1) EXCEPTION: PHBA World Show, each exhibitor will enter the arena one at a time. The exhibitor will proceed through the center of the arena to the opposite end and find a place on the rail. The ring stewards will give direction. All exhibitors will remain in the arena until the judges results are called and the awards have been presented.

E. A competitor with a hearing impairment may have an assistant who communicates via sign language or cue cards to the competitor so they may hear the judges directives. This assistant does not have to be one of the exhibitor's handlers. The assistant may enter the arena with the exhibitor and will make his/her purpose known to the ring steward.

F. Each exhibitor must have at least one handler in the ring to facilitate the safety of that exhibitor. An exhibitor may have up to three handlers if needed. The handler(s)/spotter(s) must be 16 years of age or older. The handlers must not lead the exhibitor's horse unless the exhibitor is performing in an unsafe manner. With safety of the rider in mind, the handler may choose to remain within 20 feet of the rider during class. A halter must be on the horse either over or under the bridle for use by the handler if needed. The handler must have a suitable lead line in hand in case of need. Lead line may not be fastened to the bit. Handlers must stand with their riders in the lineup. Handler may only help at judge's or ring steward's indication. The spotter will stand quietly in the

arena as directed by the ring steward and/or judge.

4959. ASSISTED CHALLENGED HORSEMAN TRAIL

A. Exhibitors will enter the arena one at a time. The exhibitor will proceed through the center of the arena to the opposite end and return to line up near the arena entry gate. The ring stewards will give direction.

B. Once all exhibitors have entered the arena, the class will begin. Each exhibitor will complete an individual workout. Each exhibitor should be inspected individually. Further interaction between the judge and exhibitors is encouraged. The extent of interaction is left up to each judge and the ability of the exhibitor.

C. Handlers (3) will work entire course with their exhibitor.

D. All exhibitors will remain in the arena until the judges results are called and the awards have been presented.

E. Equipment and attire - Class can be ridden English or Western but must be one way or the other. There will be no mixing of attire or equipment.

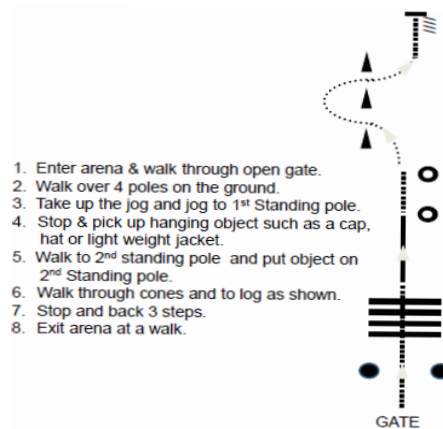
F. The following points have equal consideration in judging the class:

- 1) Rider's balance
- 2) Rider's seat
- 3) Use of aids
- 4) Ability to follow directions
- 5) Ring etiquette and safety
- 6) Sportsmanlike conduct
- 7) Results as shown by the performance of the horse are not to be considered more important than the manner used in obtaining them.

G. Class procedure and scoring - This class will not be judged. Riders are to work individually. There will be no rail work.

H. Course - Safety of riders should be the first consideration in setting up the course. The course should be attractive with readily recognized obstacles. The course should be set with the following distances between obstacles. The gate should be jump standards or jump wings with approximately 16' in between the standards. There should be a minimum of 10 feet between the gate and the 4 walk over poles. Walk over poles should be set at a minimum of 24 inches apart. There should be a minimum of 40 feet from the walk over poles to the 1st standing pole. The two standing poles should be a minimum of 10 feet apart. The cones should be a minimum of 15 feet apart. A single wooden pole should be placed no less than 10 feet from the 3rd cone as a stopping point of reference. This pattern is mandatory and show management is encouraged to post the pattern at least 3 hours ahead of class time.

ASSISTED TRAIL PATTERN



4960. UNASSISTED CHALLENGED HORSEMAN WALK/TROT TRAIL

A. Exhibitors will enter the arena one at a time. The exhibitor will proceed through the center of the arena to the opposite end and return to line up near the arena entry gate. The ring stewards will give direction. As the exhibitor is making his/her way through the center of the arena, their biography will be read aloud by the announcer.

B. Once all exhibitors have entered the arena, the class will begin. Each exhibitor will complete an individual workout. Each exhibitor should be inspected individually. Further interaction between the judge and exhibitors is encouraged. The extent of interaction is left up to each judge and the ability of the exhibitor.

C. Handler(s) will stand quietly by their exhibitor in the line up unless their assistance is required and/or requested by the judge or ring steward.

D. All exhibitors will remain in the arena until the judges results are called and the awards have been presented.

E. **Equipment and attire** - Class can be ridden English or Western but must be one way or the other. There will be no mixing of attire or equipment.

F. The following points have equal consideration in judging the class:

- 1) Rider's balance
- 2) Rider's seat
- 3) Use of aids
- 4) Ability to follow directions
- 5) Ring etiquette and safety
- 6) Sportsmanlike conduct
- 7) Results as shown by the performance of the horse are not to be considered more important than the manner used in obtaining them.

G. **Class procedure and scoring** - This class will be judged on the performance of the horse and rider while maneuvering five obstacles. Riders are to work individually. There will be no rail work. Judges will assign a point value to each obstacle and points will be added to or subtracted from this score based on the horse and rider's performance over that obstacle. An obstacle missed, refused or taken out of order will result in a score of zero for that obstacle but will not disqualify entry.

H. **Course** - Show management/judges must select an appropriate CHP Walk/Trot Trail pattern. It is recommended that the Youth or Amateur Walk/Trot Trail pattern be used.

4961. UNASSISTED CHALLENGED HORSEMAN WALK/TROT/LOPE TRAIL

A. Once all exhibitors have entered the arena, the class will begin. Each exhibitor will complete an individual workout. Each exhibitor should be inspected individually. Further interaction between the judge and exhibitors is encouraged. The extent of interaction is left up to each judge and the ability of the exhibitor.

B. Handler(s) will stand quietly by their exhibitor in the line up unless their assistance is required and/or requested by the judge or ring steward.

C. All exhibitors will remain in the arena until the judges results are called and the awards have been presented.

D. **Equipment and attire** - Class can be ridden English or Western but must be one way or the other. There will be no mixing of attire or equipment.

E. **The following points have equal consideration in judging the class:**

- 1) Rider's balance
- 2) Rider's seat
- 3) Use of aids
- 4) Ability to follow directions
- 5) Ring etiquette and safety
- 6) Sportsmanlike conduct
- 7) Results as shown by the performance of the horse are not to be considered more important than the manner used in obtaining them.

F. **Class procedure and scoring** - This class will be judged on the performance of the horse and rider while maneuvering five obstacles. Riders are to work individually. There will be no rail work. Judges will assign a point value to each obstacle and points will be added to or subtracted from this score based on the horse and rider's performance over that obstacle. An obstacle missed, refused or taken out of order will result in a score of zero for that obstacle but will not disqualify entry.

G. **Course** - Show management/judges must select an appropriate CHP Walk/Trot/Lope Trail pattern. It is recommended that the Novice Youth or Novice Amateur Trail pattern be used.

4962. UNASSISTED CHALLENGED HORSEMAN SHOWMANSHIP AT HALTER

A. **Equipment and attire**- Class can be shown English or Western, but must be one way or the other. There will be no mixing of attire or equipment. English and Western equipment and attire will follow rules as set forth in the PHBA Official Handbook with the exception of authorized adaptations.

B. The following points have equal consideration in judging the class:

- 1) Exhibitor's poise.
- 2) Exhibitor's hands.
- 3) Use of aids.
- 4) Ability to follow directions and instructions.

- 5) Ring etiquette and safety.
- 6) Sportsmanlike conduct.
- 7) Results as shown by the performance of the horse are not to be considered more important than the manner used in obtaining them.

C. Class Procedure - All exhibitors must work as a group (or in groups) of ten or less. Exhibitors will enter the ring to the right one by one and line up at the Judges's or Ring Steward's direction. The horse handler will take a place on the rail directly behind their respective exhibitor's horse. Each exhibitor will execute the pattern as posted at least one hour before the class. Judges are not permitted to alter the patterns in any manner and they may not ask for other work from an exhibitor. Judges may ask the exhibitors to repeat any or the entire pattern. Exhibitors will remain in the ring throughout the class. No exhibitor will be disqualified except for safety reasons at the Judges discretion. Exhibitors going off pattern will be penalized. After the class has been judged and the judges' card turned in, the handlers should join their exhibitor in the line and are allowed to snap onto the exhibitor's horse to receive their awards and retire from the ring. A competitor with a hearing impairment may have an assistant who communicates via sign language or cue cards to the competitor so they may know the judge's directives. This assistant may enter the ring and make their position known to the Judge and Ring Steward.

D. Course - Show management/judges must select an appropriate CHP Walk/Trot Showmanship pattern. It is recommended that the Youth Walk/Trot or Amateur Walk/Trot Showmanship pattern be used.

4963. UNASSISTED CHALLENGED HORSEMAN WALK/TROT/LOPE SHOWMANSHIP AT HALTER

A. Equipment and attire - Class can be shown English or Western, but must be one way or the other. There will be no mixing of attire or equipment. English and Western equipment and attire will follow rules as set forth in the PHBA Official Handbook with the exception of authorized adaptations.

B. The following points have equal consideration in judging the class:

- 1) Exhibitor's poise.
- 2) Exhibitor's hands.
- 3) Use of aids.
- 4) Ability to follow directions and instructions.
- 5) Ring etiquette and safety.
- 6) Sportsmanlike conduct.
- 7) Results as shown by the performance of the horse are not to be considered more important than the manner used in obtaining them.

C. Class Procedure - Exhibitors will enter the ring to the right one by one and line up at the Judges's or Ring Steward's direction. The horse handler will take a place on the rail directly behind their respective exhibitor's horse. Each exhibitor will execute the pattern as posted at least one hour before the class. Judges are not permitted to alter the patterns in any manner and they may not ask for other work from an exhibitor. Judges may ask the exhibitors to repeat any or the entire pattern. Exhibitors will remain in the ring throughout the class. No exhibitor will be disqualified except for safety reasons at the Judges discretion. Exhibitors going off pattern will be penalized. After the class has been judged and the judges' card turned in, the handlers should join their exhibitor in the line and are allowed to snap onto the exhibitor's horse to receive their awards and retire from the ring. A competitor with a hearing impairment may have an assistant who communicates via sign language or cue cards to the competitor so they may know the judge's directives. This assistant may enter the ring and make their position known to the Judge and Ring Steward.

D. Course - Show management/judges must select an appropriate CHP Walk/Trot/Lope Showmanship pattern. It is recommended that the Novice Youth or Novice Amateur Showmanship pattern be used.

4964. UNASSISTED CHALLENGED HORSEMAN WALK/TROT WESTERN HORSEMANSHIP

A. Western equipment and attire will follow as set forth in the PHBA Official Handbook with exceptions of authorized adaptations.

B. The following points have equal consideration in judging the class:

- 1) Rider's balance
- 2) Rider's seat
- 3) Use of aids
- 4) Ability to follow directions
- 5) Ring etiquette and safety
- 6) Sportsmanlike conduct
- 7) Results as shown by the performance of the horse are not to be consid-

ered more important than the manner used in obtaining them.

C. Once all exhibitors have entered the arena and found a place on the rail, the class will begin. Exhibitors will be asked to walk and jog both directions of the arena, line up and complete an individual workout. Each exhibitor should be inspected individually. Further interaction between the judge and exhibitors is encouraged. The extent of interaction is left up to each judge and the ability of the exhibitor.

D. Class Procedure - Riders will remain in the ring throughout the individual workouts.

E. Each exhibitor must have at least one handler accompany him/her during the rail work portion of the class. An exhibitor may be accompanied by up to three handlers if needed. The handler(s) must be 16 years of age or older. The handlers must not lead the exhibitor's horse unless the exhibitor is performing in an unsafe manner. The handler must remain no more than 20 feet from the horse as s/he escorts the exhibitor throughout the rail work. A halter must be on the horse either over or under the bridle for use by the handler if needed. The handler must have a suitable lead line in hand in case of need. Lead line may not be fastened to the bit. Handlers must stand with their riders in the lineup. Handler may only help at the judge's or ring steward's indication. The spotter will stand quietly in the arena as directed by the ring steward and/or judge.

F. Course - Show management/judges must select an appropriate CHP Walk/Trot Horsemanship pattern. It is recommended that the Youth or Amateur Walk/Trot Horsemanship pattern be used.

4965. UNASSISTED CHALLENGED HORSEMAN WALK/TROT/LOPE WESTERN HORSEMANSHIP

A. Western equipment and attire will follow as set forth in the PHBA Official Handbook with exceptions of authorized adaptations.

B. The following points have equal consideration in judging the class:

- 1) Rider's balance
- 2) Rider's seat
- 3) Use of aids
- 4) Ability to follow directions
- 5) Ring etiquette and safety
- 6) Sportsmanlike conduct
- 7) Results as shown by the performance of the horse are not to be considered more important than the manner used in obtaining them.

C. Class Procedure - Riders will remain in the ring throughout the individual workouts.

D. Each exhibitor must have at least one handler accompany him/her during the rail work portion of the class. An exhibitor may be accompanied by up to three handlers if needed. The handler(s) must be 16 years of age or older. The handlers must not lead the exhibitor's horse unless the exhibitor is performing in an unsafe manner. The handler must remain no more than 20 feet from the horse as s/he escorts the exhibitor throughout the rail work. A halter must be on the horse either over or under the bridle for use by the handler if needed. The handler must have a suitable lead line in hand in case of need. Lead line may not be fastened to the bit. Handlers must stand with their riders in the lineup. Handler may only help at the judge's or ring steward's indication. The spotter will stand quietly in the arena as directed by the ring steward and/or judge.

E. Individual Workout - Horses will be shown at the walk, jog and lope. Numbered markers must be used. People must not be used as markers no matter if they are safety stand-by spotters. Handlers must stand with their riders in the line up. Handler may only help at judge's or ring steward's indication. A competitor with a hearing impairment may have an assistant who communicates via sign language or cue cards to the competitor so they may hear the judge's directives. This assistant may enter the ring and let their position be known to the ring steward.

F. Course - Show management/judges must select an appropriate CHP Walk/Trot/Lope Horsemanship pattern. It is recommended that the Novice Youth or Novice Amateur Horsemanship pattern be used.

4966. UNASSISTED CHALLENGED HORSEMAN WALK/TROT HUNT SEAT EQUITATION ON THE FLAT

A. **English equipment and attire** - will follow rules as set forth in the PHBA Official Handbook with exceptions of authorized adaptations.

B. The following points have equal consideration in judging the class:

- 1) Rider's balance
- 2) Rider's seat
- 3) Use of aids

- 4) Ability to follow directions
- 5) Ring etiquette and safety
- 6) Sportsmanlike conduct
- 7) Results as shown by the performance of the horse are not to be considered more important than the manner used in obtaining them.

C. Class Procedure - Riders will remain in the ring throughout the individual workouts.

D. Course - Show management/judges must select an appropriate CHP Walk/Trot Hunt Seat Equitation on the Flat pattern. It is recommended that the Youth or Amateur Walk/Trot Hunt Seat Equitation on the Flat pattern be used.

4967. UNASSISTED CHALLENGED HORSEMAN WALK/TROT/CANTER HUNT SEAT EQUITATION ON THE FLAT

A. English equipment and attire - will follow rules as set forth in the PHBA Official Handbook with exceptions of authorized adaptations.

B. The following points have equal consideration in judging the class:

- 1) Rider's balance
- 2) Rider's seat
- 3) Use of aids
- 4) Ability to follow directions
- 5) Ring etiquette and safety
- 6) Sportsmanlike conduct
- 7) Results as shown by the performance of the horse are not to be considered more important than the manner used in obtaining them.

C. Class Procedure - Riders will remain in the ring throughout the individual workouts.

D. Individual Workout - Horses will be shown at the walk, trot and lope. Handler may only help at judge's or ring steward's indication. People must not be used as markers no matter if they are safety stand-by spotters. A competitor with a hearing impairment may have an assistant who communicates via sign language or cue cards to the competitor so they may hear the judge's directives. This assistant will enter the arena and make their position known to the judge and ring steward.

E. Course - Show management/judges must select an appropriate CHP Walk/Trot/Canter Hunt Seat Equitation on the Flat pattern. It is recommended that the Novice Youth or Novice Amateur Hunt Seat Equitation on the Flat pattern be used.

4968. CHALLENGED HORSEMANS HALTER CLASSES

A. Class Divisions. Halter classes for mare all ages and geldings all ages.

NOTE: Premier CHP Halter Horse will be held at the CHP World Show ONLY.

B. Procedure for judging. Same as open halter classes. Refer to Rule(s) 3355.A-H.

C. Each exhibitor must have at least one handler in the ring to facilitate the safety of that exhibitor. An exhibitor may have up to three handlers if needed. The handler(s)/spotter(s) must be 16 years of age or older. The handlers must not lead the exhibitor's horse unless the exhibitor is performing in an unsafe manner. With safety of the rider in mind, the handler may choose to remain within 20 feet of the exhibitor during the class. A halter must be on the horse either over or under the bridle for use by the handler if needed. The handler must have a suitable lead line in hand in case of need. Lead line may not be fastened to the bit. Handlers must stand with their riders in the lineup. Handler may only help at the judge's or ring steward's indication. The spotter will stand quietly in the arena as directed by the ring steward and/or judge.

4969. CHALLENGED HORSEMANS GOLDEN HORSE – WALK/TROT and WALK/TROT/LOPE (2 Awards)

A. Exhibitors must enter and show in at least 3 of the 5 classes to be eligible for the title of Challenged Horsemans Golden Walk/Trot Horseman award or Challenged Horsemans Golden Walk/Trot/Lope Horseman award. The eligible classes are as follows, Showmanship, Hunter Under Saddle, Hunt Seat Equitation on the Flat, Horsemanship, Western Pleasure, Trail and Halter.

B. The horse/rider team accumulating the most points in the WCHS will win these awards. A horse/rider team will receive one point for each horse placing below them plus one point. Points are calculated through tenth place. Should a tie occur, the winner would be the horse/rider team earning points in the greatest number of events. Additional ties will be broken in favor of the horse/rider team with the most first place awards. Should a tie still occur, the winner will be determined by the flip of a coin. All horse/rider teams must comply with the

AMATEUR PROGRAMS

NOVICE AMATEUR PROGRAM

5001. This is a program designed to encourage less experienced members within a given class with the opportunity to exhibit with members of a similar experience range in that given class.

5002. Novice Amateur Eligibility. A person is considered eligible to show as a Novice Amateur exhibitor in Novice Amateur classes when: s/he is ineligible to show in PHBA youth classes; has not ever held a judge's card in PHBA, AQHA or any other recognized breed or color association and meets the criteria set forth in this **Rule 5002 A through G**. Once an exhibitor has met the foregoing criteria then that exhibitor's Novice Amateur eligibility shall be determined on a class by class basis.

A) The exhibitor cannot have earned a total of one hundred (100) or more lifetime performance points in any PHBA class in which that exhibitor seeks to show as a novice amateur. This one hundred point threshold is regardless of division (open, amateur, novice amateur, amateur select, novice youth or youth (13 and under or 14 to 18 excluding any walk trot division) in a class. (Example: 21 points in open western pleasure, plus 25 points in novice amateur western pleasure plus 27 points in amateur select western pleasure plus 27 points in amateur western pleasure would render the exhibitor ineligible to show Novice Amateur in novice amateur western pleasure)

1) Halter, color, longe line, hunter in hand, and parade points are not used in calculating Novice Amateur eligibility. However points earned in amateur halter, color and longe line classes may be used in calculating novice amateur year end high point awards and in calculating the novice amateur top ten exhibitor lists provided that the exhibitor has earned at least 50 performance points in a class designated as novice amateur. Points earned in color halter and longe line may be used in calculating high point awards at APA shows.

B. An exhibitor is ineligible to show in or receive points as a novice amateur in a class in which the exhibitor has won a World Champion title in a PHBA performance class in any division except walk trot.

C. An exhibitor is ineligible to show in or receive points as a novice amateur in a class in which the exhibitor has won a World Champion title in any other equine organization's performance class in any division except walk trot.

D. An exhibitor cannot have earned more than 25 points in any other equine organization's performance class, regardless of levels, classifications of points or divisions, to be considered a Novice Amateur in that same PHBA class.

E. An exhibitor cannot have earned more than \$5000 in cash awards resulting from a performance class in PHBA or other equine organization. For purposes of this rule, monies earned as a result of the Palomino Incentive Fund shall not count towards this \$5000 limitation.

F. An exhibitor may not have received monetary compensation for training an equine activity and be eligible for a Novice Amateur designation.

G. This Rule is effective as of January 1, 2017. All points previously earned by any exhibitor in any performance class prior to January 1, 2017 shall count towards his/her Novice Amateur eligibility.

5003. Every person seeking this designation must do so on a yearly basis in writing by asking in writing that PHBA issue him/her a Novice Amateur Letter. The exhibitor, in his/her written request must specify to the PHBA office, the classes for which the Novice Amateur designation is sought. It shall be the primary responsibility of the member to only apply for the Novice Amateur designation for a given class where the Member meets the criteria set forth herein. If the member seeks the Novice Amateur designation for any given class and knowingly does not qualify for such designation under **Rule 5002**, that Member may be disciplined in accordance with PHBA Rules and shall be stripped of any awards, titles or points the Member wrongfully received. Upon application for the Novice Amateur designation, the PHBA office shall issue a written Novice Amateur Letter to the Member containing the list of classes that the applying member is eligible to show as a Novice Amateur. It is the exhibitor's responsibility to carry and to present this letter at the time any Novice Amateur class entries are made. Any exhibitor who is a novice in ALL novice classes offered does not need to obtain a Novice Amateur Letter but that members membership card must reflect the novice amateur status. Receipt of a Novice Amateur Letter does not obligate a member to show in the

novice amateur division.

5004. Amateurs who are eligible for this Novice Amateur Letter and apply for the Novice Amateur Letter shall, along with the written application for the Novice Amateur Letter pay a \$25.00 fee to PHBA.

5005. The Novice Amateur Letter must be presented at each and every PHBA (or affiliate) show, including the World Show along with the member's current membership card whenever the exhibitor wishes to exhibit in a Novice Amateur class. Without the Novice Amateur Letter verifying the exhibitors eligibility to show in Novice Amateur classes, the show secretary has the right to decline the entry unless that status can be otherwise verified by the show management.

5006. Novice Amateurs are eligible to exhibit in Amateur and Amateur Select or Open division classes and still be eligible to show in Novice Amateur classes provided that all points in all divisions in that class do not exceed 100 points except as provided in **Rule 5008**. (Example: 30 points in novice amateur western pleasure plus 35 points in amateur select western pleasure and 35 points in amateur western pleasure would render the Exhibitor ineligible to show Novice Amateur in novice amateur western pleasure only). Exhibiting in the Amateur Walk Trot program shall not have any effect on a member's eligibility for a Novice Amateur Letter however an exhibitor may not show in both Novice Amateur classes and Amateur Walk Trot classes at the same show per the Amateur Walk Trot Rules.

5007. Ownership. See PHBA Amateur Program **Rule 5205**.

5008. Once a Novice Amateur has earned 100 points in a given Novice Amateur class, that exhibitor is no longer eligible to show in that class in subsequent years as a Novice Amateur. However, if a Novice Amateur designation is received in a show year that Novice Amateur Exhibitor may show that entire year as a Novice Amateur in that class as delineated in the Novice Amateur Letter regardless of the number of Novice Amateur points earned in that year in that class.

5009. If Novice Amateur classes are applied for, then the corresponding PHBA Amateur classes must also be offered.

5010. Novice Amateur classes must be held prior to the corresponding Amateur class.

5011. Novice Amateur classes shall be judged by the corresponding Amateur rules.

5012. Stallions may not be exhibited in Novice Amateur classes.

5013. At show management's option, any number of amateur performance classes may be offered as Amateur Select or Novice Amateur. EXCEPTION: jumping and team penning may only be offered as Amateur All Ages.

AMATEUR WALK-TROT PROGRAM

5100. All Amateur Rules regarding eligibility and ownership apply to this program.

5101. The exhibitor may either show in this division or in one of the other amateur programs at the same show. The exhibitor may not show in both the walk-trot division and a division that requires a lope/canter at the same show. EXCEPTION: a walk-trot exhibitor may show in halter, color, hunter in hand, longe line, parade and driving.

5102. The horse(s) shown in the Amateur Walk-Trot Division may be used in other divisions as permitted.

5103. Amateur W/T Showmanship at Halter. To be judged in the same manner as Amateur Showmanship at Halter. Pattern must be a walk only pattern. See **Rule(s) 6201-6208**.

5104. Amateur W/T Western Pleasure. To be judged the same as Amateur Western Pleasure, omitting the lope. See **Rule(s) 3511-3522**.

5105. Amateur W/T Western Horsemanship. To be judged the same as Amateur Western Horsemanship, omitting the lope. Exhibitors shall not be asked to drop stirrups. See **Rule(s) 6251-6259**.

5106. Amateur W/T Hunter Under Saddle. To be judged the same as Amateur Hunter Under Saddle, omitting the canter and hand gallop. See **Rule(s) 3430-3432**. It is required that the exhibitor wears appropriate protective headgear with chin strap under chin.

5107. Amateur W/T Hunt Seat Equitation. To be judged the same as Amateur Hunt Seat Equitation, omitting the canter, hand gallop, and riding without irons. See **Rule(s) 6231-6242**. It is required that the exhibitor wears appropriate protective headgear with chin strap under chin.

5108. Amateur W/T Trail. To be judged the same as Amateur Trail omitting the lope. See **Rule(s) 3571-3598**.

5109. PHBA points, refer to rules 3111-3114.

5110. These classes will be eligible for year end awards, ROM and Superior Awards; however, these classes will not and cannot count for any other PHBA Awards or the Palomino Incentive (Fund) Program payout. Amateur Walk-Trot ROM's shall not make a horse eligible for Amateur Performance Halter.

5111. Stallions may not be exhibited in Amateur Walk-Trot classes.

AMATEUR PROGRAM

5201. Amateur Eligibility. A person is considered an amateur exhibitor by PHBA when s/he is no longer eligible to show in PHBA youth activity classes and meets all the following qualifications for the previous three (3) calendar years:

A. Is a person who has not shown, judged, trained, or assisted in training a horse for remuneration, either directly or indirectly;

B. Is a person who has not received compensation for instructing another person in riding, driving, training, or showing a horse in competition. Unless the person being instructed is part of a PATH Intl center: Professional Association of Therapeutic Horsemanship International, and the instructor/teacher is a PATH Intl certified instructor. Premium money is not considered remuneration. Payment of entry fees or other expenses by any person other than the amateur or those persons found in **Rule(s) 5205** is to be considered remuneration;

C. Is a person who has not held membership accreditation with the Professional Rodeo Cowboys Association, Women's Professional Rodeo Association, International Professional Rodeo Association for those events or classes which are the same events or classes the individual competes, or desires to compete, in AQHA amateur competition. For example, a person who competes in a PRCA roping event may not compete in amateur calf roping, dally team roping (heading or heeling) but may show in any other amateur classes. A permit holder is not considered as one who has membership accreditation in a professional organization and may compete in any PHBA Amateur class;

D. Any horse show judge is ineligible.

E. Is a person who has not (nor during the period of amateur status may not) shown, trained or assisted in the training of a horse for which a spouse accepts remuneration, monetary or otherwise, either directly or indirectly, for such services.

5202. PHBA Amateur Membership Card. Contestants in amateur classes must possess a PHBA Amateur Membership Card issued by PHBA.

A. Show management must inspect the PHBA Amateur Membership card at any show entered;

B. Application for a PHBA Amateur Membership Card shall be made on a form provided by PHBA and submitted with the appropriate PHBA and PHBA-A membership fees;

C. All applications for PHBA-Amateur Membership Cards and all requests for renewal thereof shall be presented annually to PHBA for approval;

D. Renewal of a PHBA-Amateur Membership Card can be done by attesting that the amateur status has not changed since the original application.

5203. Termination of PHBA Amateur Membership Card. The PHBA Amateur Membership Card will be immediately surrendered upon request by PHBA, pending a hearing on the revocation decision before the appropriate committee. PHBA shall follow the PHBA General Rules Disciplinary Procedure

5204. When an individual becomes ineligible for amateur status, s/he will promptly return the PHBA Amateur Membership Card to PHBA.

5205. Ownership of Horse. Any horse exhibited in Amateur, Amateur Select or Novice Amateur events must be solely owned by the amateur or in a legal entity solely owned by the amateur showing the horse or by the amateur's family. Family includes spouse, child, stepchild, parent, grandparents, grandparent's siblings, step-grandparent, grandchild, step-parent, sibling, half-sibling, step-sibling, spouse's parent, spouse's step-parent, sibling's spouse, half-sibling's spouse, step-sibling's spouse, sibling's child, sibling's step-child, half-sibling's child, half-sibling's step-child, step-sibling's child, step-sibling's step-child, parent's sibling, parent's half-sibling, parent's step-sibling, parent's sibling's child, parent's sibling's stepchild, parent's half sibling's child, parent's half sibling's stepchild, parent's step sibling child, parent's step sibling's stepchild, legal ward or legal guardian. Persons whose relationship is legally recognized as a domestic partnership or civil union under the laws of the jurisdiction in which they sought such relationship are considered immediate family. Separate legal entities, such as family corporations, trusts or partnerships, are also authorized owners of the amateur exhibitor's horse so long as all legal and equitable owners and beneficiaries of the legal entity are individuals specifically authorized by this rule. The relation-

ship of the amateur to the owner of the participating horse must be evidenced by submitting legal documentation (i.e. affidavits, copies of marriage and/or birth certificates) to PHBA.

A. The owner(s) of the horse on the PHBA registration certificate must be the same as the owners recorded on the recognized breed association registration certificate or the list of family found in **Rule(s) 5205**;

B. Leases. Horses under lease to, but not owned by, the contestant or his/her immediate family members (as defined in PHBA rules) are eligible for amateur events.

1) The horse must be leased for at least a period of one year and the lease must be to an individual only.

2) The lease must be recorded with PHBA on a Showing Lease form and submitted to PHBA prior to exhibiting the horse. EXCEPTION: The lease must be recorded with PHBA by March 1 of the current year should the horse be shown at the PHBA World Championship Show.

3) The lessee must be responsible for all expenses relating to the horse.

4) Only one lease covering a horse will be recognized at a time;

C. Ranch/Farm/Corporate Owned Horse. Horses registered in the name of a ranch, farm or corporation are not eligible for amateur events;

D. Partnership Horses. Horses owned in partnership or owned jointly with any person other than family members previously listed in **Rule(s) 5205** are not eligible for amateur events;

5206. Exhibiting Stallions. Stallions, mares, or geldings may be exhibited in Amateur classes. Stallions may not be exhibited in any Novice Amateur class.

5207. Exhibiting Multiple Horses. An amateur may not show more than one (1) horse in any class; however, in individual working events, an amateur may show three (3) horses. EXCEPTION: Showmanship, Horsemanship; and were it prohibits such as longe line.

5208. Combining Divisions. Similar classes in different divisions may not be combined. Exception: Color class refer to **Rule(s) 3372-3374**.

5209. Class Specifications. Amateur classes will be judged according to the rules of the corresponding youth classes, if not specifically described. If no youth rules are written for the class, open class rules apply.

5210. At show management's option, any number of amateur performance classes may be offered as Amateur, Amateur Select or Novice Amateur. EXCEPTION: jumping and team penning may only be offered as Amateur All Ages.

AMATEUR HALTER

5221. Class Divisions. Halter classes for stallions, mares and geldings, which can be shown by any exhibitor meeting the amateur requirements may be offered as follows:

A. Same as open halter classes. Refer to **Rule(s) 3350-3360**;

B. Junior and senior stallions, junior and senior mares, and junior and senior geldings, or,

C. Stallions, all ages; mares, all ages; geldings, all ages.

D. Performance Halter. Refer to **Rule(s) 3361**.

AMATEUR GRAND AND RESERVE

5222. In Amateur halter competition, when an Amateur exhibitor has qualified two or more horses for Grand and Reserve Champion, only another Amateur may assist that exhibitor as long as the Amateur who originally qualified the horse leads one of the horses in that class.

AMATEUR MISCELLANEOUS CATEGORY

5223. Amateur Hunter In Hand. Refer to open Hunter In Hand **Rules 3374-3379**.

AMATEUR ST DIVISION PERFORMANCE CLASSES

5311. Stock Type Amateur Division Classes:

Amateur Barrel Racing

Amateur Breakaway Roping

Amateur Cutting

Amateur Dally Team Roping (Heading and Heeling)

Amateur Flag Race

Amateur Hunt Seat Equitation On The Flat

Amateur Hunt Seat Equitation Over Fences
Amateur Hunter Hack
Amateur Hunter Under Saddle
Amateur Jumping
Amateur Yearling Longe Line (May 1-December 31)
Amateur Two Year Old Longe Line (January 1-May 31)
Amateur Pleasure Driving
Amateur Pole Bending
Amateur Ranch Horse
Amateur Ranch Rail Pleasure
Amateur Ranch Riding
Amateur Ranch Reining
Amateur Ranch Trail
Amateur Reining
Amateur Road Hack
Amateur Showmanship at Halter
Amateur Stake Race
Amateur Steer Stopping
Amateur Team Penning
Amateur Tie Down Roping
Amateur Trail
Amateur Western Horsemanship
Amateur Western Parade
Amateur Western Pleasure
Amateur Two Year Old Western Pleasure (June 1-December 31)
Amateur Western Riding
Amateur Working Cow Horse
Amateur Working Hunter

5312. Snaffle Bits. In the event a horse (five years of age or younger) is shown with a snaffle bit or bosal in any of the following ST amateur classes, the rider may show with two (2) hands on the reins:

- A. Amateur Trail
- B. Amateur Ranch Horse
- C. Amateur Ranch Rail Pleasure
- D. Amateur Ranch Riding
- E. Amateur Ranch Reining
- F. Amateur Ranch Trail
- G. Amateur Reining
- H. Amateur Western Horsemanship
- I. Amateur Western Pleasure
- J. Amateur Western Riding
- K. Amateur Working Cow Horse

AMATEUR RANCH HORSE

5313. Class Specifications. See Youth ST Ranch Horse rules.

AMATEUR SELECT PROGRAM

5314. At show management's option, any number of amateur performance classes may be offered as Amateur Select (ages 50 and over).

- A. EXCEPTION: Jumping and team penning may only be offered as Amateur All Age classes;
- B. The amateur which meets the age and Amateur Program eligibility requirements, may exhibit in both Amateur and Amateur Select classes;
- C. The novice amateur exhibitor, which meets the age and Novice Amateur Program eligibility requirements, may exhibit in Amateur, Amateur Select and Novice Amateur classes;
- D. The same horse may be exhibited by the same amateur or novice amateur exhibitor in Amateur, Amateur Select and Novice Amateur classes provided the ownership requirement found in **Rule(s) 5202** is met;
- E. An amateur may show in the Amateur Select classes on the day they turn 50 years of age.

5315. These classes will be eligible for Amateur Select Honor Roll certificates;

- A. However, these classes cannot be counted for any other PHBA Amateur Awards;
- B. PHBA points will be awarded as outlined in **Rule(s) 3111-3114.**

5316. The show management has the option to combine these classes back to all

age amateur classes should there be less than two entries in the Amateur Select classes.

YOUTH PROGRAMS

6001. Membership Requirement. Refer **Rule(s) 1-5**.

6002. Age Requirements. Refer to **Rule(s) 5**.

A. The minimum age of a youth exhibitor is five (5) years;

B. If a youth is thirteen (13) years of age on December 31, of the preceding year, s/he will show as a thirteen (13)-year-old for the next calendar year, even though s/he may become fourteen (14) within the show year;

C. The maximum age is eighteen (18) years. However, if a youth is eighteen (18) years of age on December 31st, of the preceding year, s/he will show as an eighteen (18) year-old for the next calendar year, even though s/he may become nineteen (19) within the show year.

6003. Youth Programs. These are the youth programs:

A. Youth eighteen (18) years through five (5) years which may be split into the following age groups:

1) Youth five (5) years through thirteen(13) years,

2) Youth fourteen (14) through eighteen (18) years;

B. Novice Youth eighteen (18) years through five (5) years which may be split into the following age groups:

1) Novice Youth five (5) years through thirteen (13) years;

2) Novice Youth fourteen (14) through eighteen (18) years

C. Youth Walk Trot eighteen (18) years through five (5) years which should be split into the following age groups whenever possible but which can be combined by the show management when one or both of the classes do not have more than two (2) entries. When combined follow the 5 through 9 rules omitting extended gaits in all classes and the gate in the Trail class.

1) Youth Walk Trot five (5) through nine (9) years;

2) Youth Walk-Trot ten (10) through eighteen (18) years;

E. Events may be offered for each of these youth programs with no restrictions as to the number in a class.

6004. Combining Divisions. Similar classes in different divisions will be combined however their points allocated to their specific age division. EXCEPTION: Color class, refer to **Rule(s) 3372-3374** and Novice youth will not be combined.

6005. Birth Certificate. A certified copy of the youth's birth certificate should be submitted to PHBA.

6006. Marriage. Married contestants or those who have been married, regardless of age, are ineligible for youth competition. Points earned prior to the marriage count towards youth awards.

6007. Recommended Classes. It is recommended that a horse show offer at least three (3) youth classes in any one division for that show to be eligible for approval. At least one (1) class must be youth showmanship at halter.

6008. Ownership. A youth does not have to own the PHBA horse that s/he shows in the youth program classes.

6009. Exhibiting Multiple Horses. A youth may not show more than one (1) horse in any class; however, in individual working events, a youth may show three (3) horses. EXCEPTION: Showmanship, Horsemanship; and were it prohibits such as long line.

6010. Exhibiting of Same Horse.

A. No horse may be exhibited by more than one (1) youth in any one class;

B. A horse may be shown by different youth in different subdivisions of the same class. Example: a horse shown by a youth in 13 & under western pleasure may be shown by another youth in 14-18 western pleasure.

6011. Stallions. Stallions may not be exhibited in any Youth class. A Youth under 13 years of age may not lead a stallion in any class.

6012. Changing Horses. A judge may not ask the exhibitor to change horses with another exhibitor in any youth event.

6013. Class Specifications. Youth classes will be judged according to the rules of the corresponding open classes, if not specifically described.

6014. Every person competing in the PHBA Youth Program shall be notified that the Youth Program may permit options that might prohibit future Amateur and Novice/Amateur Program eligibility.

6015. At show management's option, any number of youth performance classes may be offered as Youth 18 & Under and Novice Youth 18 & Under classes. EXCEPTION: jumping and team penning may only be offered as Youth 18 & Under.

6016. Youth classes must be consolidated if insufficient entries warrant.

6017. Youth class of one (1) entry or less must be consolidated.

NOVICE YOUTH PROGRAM

6021. Novice Youth Eligibility. A person is considered a Novice Youth exhibitor by PHBA when a youth has met all the following qualifications for the previous five (5) calendar years.

A. Exhibitors cannot have earned more than 50 youth points or 50 Novice Youth points in a class in PHBA or any other equine organizations.

1) Halter, color, longe line, hunter in hand, parade, walk-trot and points from classes not offered in the Novice division are not used in calculating Novice Youth status;

B. The Novice Youth cannot have won a World Champion title in PHBA or any other breed organization;

C. The Novice Youth cannot have earned more than \$5000 in cash awards in PHBA or any other equine organization.

YOUTH HALTER

6101. Class Divisions. Halter classes for mares and geldings, which can be shown by any exhibitor meeting the youth age requirements, may be offered as follows:

A. Same as open halter classes. Refer to **Rule(s) 3358-3364** or;

B. Junior and senior mares; junior and senior geldings or;

C. Mares, all ages; geldings, all ages; and

D. Performance Halter Mares, and Performance Halter Geldings

YOUTH GRAND AND RESERVE

6111. In Youth halter competition, when a Youth exhibitor has qualified two or more horses for Grand and Reserve Champion, only another Youth may assist that exhibitor as long as the Youth who originally qualified the horse leads one of the horses in that class. **Rule(s) 1091-1095.**

MISCELLANEOUS CATEGORY

6112. Youth Hunter In Hand. Refer to Open Hunter In Hand **Rules 3375-3384.**

YOUTH ST DIVISION PERFORMANCE CLASSES

6131. Stock Type Youth Division Classes:

Youth Barrel Racing

Youth Breakaway Roping

Youth Cutting

Youth Dally Team Roping (Heading and Heeling)

Youth Flag Race

Youth Hunt Seat Equitation on the Flat

Youth Hunt Seat Equitation Over Fences

Youth Hunter Hack

Youth Hunter Under Saddle

Youth Jumping

Youth Yearling Longe Line (May 1-December 31)

Youth Two Year Old Longe Line (January 1-May 31)

Youth Pleasure Driving

Youth Pole Bending

Youth Ranch Horse

Youth Ranch Rail Pleasure

Youth Ranch Riding

Youth Ranch Reining

Youth Ranch Trail

Youth Reining

Youth Road Hack

Youth Showmanship at Halter

Youth Stake Race

Youth Steer Stopping

Youth Team Penning

Youth Tie Down Roping

Youth Trail

Youth Western Horsemanship

Youth Western Parade

Youth Western Pleasure
 Youth Western Riding
 Youth Working Cow Horse
 Youth Working Hunter

6141. Snaffle Bit. In the event a horse (five years of age or younger) is shown with a snaffle bit or bosal in one of the following ST youth classes, the rider may show with two (2) hands on the reins:

- A. Youth Ranch Horse
- B. Ranch Rail Pleasure
- C. Youth Ranch Riding
- D. Youth Ranch Reining
- E. Youth Ranch Trail
- F. Youth Reining
- G. Youth Trail
- H. Youth Western Horsemanship
- I. Youth Western Pleasure
- J. Youth Western Riding
- K. Youth Working Cow Horse
- L. Youth Walk-Trot classes

YOUTH SHOWMANSHIP AT HALTER

6201. The **showmanship** class shall be designed to evaluate the exhibitor's ability to execute, in concert with a well groomed and conditioned horse, a set of maneuvers prescribed by the judge with precision and smoothness while exhibiting poise and confidence, and maintaining a balanced, functional and fundamentally correct body position.

6202. It is mandatory that the judge(s) post any pattern(s) to be worked at least one hour prior to the commencement of the class; however, if the judge requires additional work of exhibitors for consideration of final placing, the finals pattern may be posted. Pattern(s) should be designed to test the showman's ability to effectively present a horse to the judge. All ties will be broken at the judge's discretion.

6203. Class Procedures: All exhibitors may enter the ring and then work individually or each exhibitor may be worked from the gate individually. When exhibitors are worked individually from the gate, a working order is required. The following maneuvers are considered acceptable: lead the horse at a walk, jog, trot or extended trot, or back in a straight or curved line, or a combination of straight and curved lines; stop; and turn 90 (1/4), 180 (1/2), 270 (3/4), 360 (full turn) degrees or any combination or multiple of these turns. The pull turn is an unacceptable maneuver. The judge must have exhibitors set the horse up squarely for inspection sometime during the class.

6204. Showmanship whips (dressage whips etc.) will not be allowed at PHBA shows for showmanship purposes. War bridles or like devices, or any type of wire or rope over a horse's head will not be allowed at PHBA Shows.

A. A minimum gauge link of 4.0 mm is required.

6205. Scoring: Exhibitors are to be scored from 0 to infinity, with 70 denoting an average performance. Patterns will be divided into 6 to 10 maneuvers, as specified by the judge, and each maneuver will be scored from +3 to -3 with 1/2 point increments acceptable that will be added or subtracted from 70. Maneuver scores should be determined independent of penalties, and should reflect equal consideration of both performance of the exhibitor's pattern and the form and effectiveness of the exhibitor and presentation of horse to result in the following scores: +3 Excellent, +2 Very Good, +1 Good, 0 Average or Correct, -1 Poor, -2 Very Poor, -3 Extremely Poor. Exhibitors overall form and effectiveness should also be scored from 0 to 5 with 0 to 2 Average, 3 Good, 4 Very Good, 5 Excellent.

6206. Overall Appearance Of Exhibitor And Horse. The exhibitor's overall poise, confidence, appearance, and position throughout the class and the physical appearance of the horse will be evaluated.

A. Appearance and Position of Exhibitor. Appropriate western attire must be worn. Clothes and person are to be neat and clean. The use of any type of artificial aid including, but not limited to lighters, hay, dirt, sharp pins, etc. will be considered a disqualification;

1) Exhibitors should be poised, confident, courteous, and genuinely sportsmanlike at all times, quickly recognizing and correcting faults in the positioning of the horse. The exhibitor should continue showing the horse until the class has been placed or they have been excused, unless otherwise instructed by the judge. The exhibitor should appear business-like, stand and move in a straight, natural, and upright manner, and avoid excessive,

unnatural, or animated body positions;

2) The exhibitor must lead on the horse's left side holding the lead shank in the right hand near the halter with the tail of the lead loosely coiled in the left hand unless requested by the judge to show the horse's teeth. It is preferable that the exhibitor's hand not be on the snap or chain portion of the lead continuously. The excess lead should never be tightly coiled, rolled, or folded. When leading, the exhibitor should be positioned between the eye and the mid-point of the horse's neck, referred to as the leading position;

3) Both arms should be bent at the elbow with the elbows held close to the exhibitors' side and the forearms held in a natural position. Height of the arms may vary depending on the size of the horse and exhibitor, but the arms should never be held straight out with the elbows locked;

4) The position of the exhibitor when executing a turn to the right is the same as the leading position except that the exhibitor should turn and face toward the horse's head and have the horse move away from them to the right;

5) When executing a back, the exhibitor should turn from the leading position to face toward the rear of the horse with the right hand extended across the exhibitor's chest and walk forward beside the horse with the horse moving backward;

6) When setting the horse up for inspection, the exhibitor should stand angled toward the horse in a position between the horse's eye and muzzle, and should never leave the head of the horse. The exhibitors are required to use the "Quarter Method" when presenting the horse. The exhibitor should maintain a position that is safe for themselves and the judge. The position of the exhibitor should not obstruct the judge's view of the horse and should allow the exhibitor to maintain awareness of the judge's position at all times. The exhibitor should not crowd other exhibitors when setting up side-by-side or head-to-tail. When moving around the horse, the exhibitor should change sides in front of the horse with minimal steps and should assume the same position on the right side of the horse that they had on the left side;

7) Leading, backing, turning, and initiating the set up should be performed from the left side of the horse. At no time should the exhibitor ever stand directly in front of the horse. The exhibitor should not touch the horse with their hands or feet, or visibly cue the horse by pointing their feet at the horse during the set up.

B. Appearance Of Horse

1) The horse's body condition and overall fitness should be assessed. The hair coat should be clean, well-brushed, and in good condition. The mane, tail, forelock, and wither tuft may not contain ornaments (ribbons, bows, etc.), but may be braided or banded for English or Western. The length of mane and tail may vary, as long as they are neat, clean, and free of tangles. The mane should be even in length. The bridle path, eyebrows, and long hair on the head and legs may be clipped, except where government regulations prohibit;

2) Hooves should be properly trimmed and if shod, the shoes should fit correctly and clinches should be neat. Hooves must be clean and may be painted black or with hoof dressings, or shown naturally;

3) Tack should fit properly and be neat, clean and in good repair.

6207. Performance

A. The exhibitor should perform the work accurately, precisely, smoothly, and with a reasonable amount of speed. Increasing speed of the work increases the degree of difficulty, however, accuracy and precision should not be sacrificed for speed. The horse should lead, stop, back, turn, and set up willingly, briskly and readily with minimal visible or audible cueing. Severe disobedience will not result in a disqualification but should be penalized severely, and the exhibitor should not place above an exhibitor that completes the pattern correctly. Excessive schooling or training, willful abuse, or loss of control of the horse by the exhibitor, failure to follow prescribed pattern, knocking over or working on the wrong side of the cones shall be cause for disqualification;

B. The horse should be led directly to and away from the judge in a straight or curved line and track briskly and freely at the prescribed gait as instructed. The horse's head and neck should be straight and in line with the body;

C. The stop should be straight, prompt, smooth and responsive with the horse's body remaining straight;

D. The horse should back up readily with the head, neck and body aligned in a straight or curved line as instructed;

E. On turns of greater than 90 degrees, the ideal turn consists of the horse pivoting on the right hind leg while stepping across and in front of the right front leg with the left front leg. An exhibitor should not be penalized if their horse performs a pivot on the left hind leg, but an exhibitor whose horse performs the pivot correctly should receive more credit;

F. The horse should be set up quickly with the feet squarely underneath the body. The exhibitor does not have to reset a horse that stops square.

G. Pull turn to the left is an unacceptable maneuver.

6208. An exhibitor should be penalized in the pattern independent of maneuver scores and deducted from the final score as follows:

A. Three (3) points

Break of gait at walk or trot for up to two strides

Over or under turning up to 1/8 of a turn

Ticking or hitting cone

Sliding a pivot foot

Lifting a pivot foot during a pivot or set-up and replacing it in same place

Lifting a foot in a set-up and replacing it in the same place after presentation

B. Five (5) points

Not performing the gait or not stopping within 10 feet of designated location

Break of gait at walk or trot for more than two stride

Splitting the cone (Cone between the horse and handler)

Horse stepping out of or moving the hind end significantly during pivot or turn

Horse stepping out of set-up after presentation

Over/under turning 1/8 to 1/4

Horse resting a foot or hipshot in a setup

C. Ten (10) points

Exhibitor is not in required position during presentation

Exhibitor touching the horse or kicking or pointing their feet at the horse's feet during set up

Standing directly in front of the horse

Loss of lead shank or holding chain or two hands on shank.

Blatant disobedience including biting, kicking, rearing or pawing; horse kicking at other horses, exhibitors or judge; or horse continuously circling the exhibitor

horse stepping out of or moving the hind end significantly during a pivot or turn more than one time

D. Disqualifications (should not be placed) include:

Loss of control of horse that endangers exhibitors, other horses, or judge

Horse becomes separated from exhibitor

Failure to display correct number

Willful abuse

Excessive schooling or training, or use of artificial aids

Knocking over the cone or going off pattern

Illegal equipment

Off pattern, including knocking over the cone or wrong side of the cone or marker; never performing designated gait; over or under turning more than 1/4 turn.

In Novice Classes Only: Exhibitor's going off pattern, knocking over or on wrong side of cone, never performing specified gait, or overturning more than 1/4 turn than designated, shall not be disqualified, but must always place below exhibitors not incurring a disqualifying fault.

YOUTH HUNTER UNDER SADDLE

6221. Class Specifications. See Hunter Under Saddle **Rule. 3430-3432.**

6222. Hand Gallop. Horses shall not be asked to hand gallop.

YOUTH HUNT SEAT EQUITATION ON THE FLAT

6231. Hunt seat equitation on the flat is an evaluation based on the ability of a hunter rider to perform various maneuvers in harmony with his/her horse which provides a base for natural progression to over fence classes. The communication between horse and rider through subtle cues and aids should not be obvious. Equitation is judged on the rider and his/her effect on the horse. Hunt seat equitation on the flat provides a base for a natural progression to over fence classes. The poll should be level with, or slightly above the withers, to allow proper impulsion behind. The head should not be carried behind the vertical, giving the appearance of intimidation, or be excessively nosed out, giving a resistant appearance.

6232. Pattern. It is mandatory that the judge(s) post the pattern at least one hour prior to commencement of the class. The pattern should be designed so the majority of exhibitors can perform it in a reasonable length of time (under 60 seconds). All patterns must include a trot, canter and a back. Patterns used in classes for riders 13 and under should use maneuvers from Group #1 and/or Group #2. Horses' gaits are to be ridden with the same cadence and speed, as you would find in the rail phase. All ties will be broken at the discretion of the judge.

6233. Basic Position. Judges should not ask exhibitors to mount or dismount.

A. Hands should be over and in front of horse's withers, knuckles thirty degrees inside the vertical, hands slightly apart and making a straight line from horse's mouth to rider's elbow. Method of holding reins is optional, and bight of reins may fall on either side. However, all reins must be picked up at the same time.

B. The eyes should be up and shoulders back.

C. Toes should be at an angle best suited to rider's conformation; heels down, calf of leg in contact with horse.

D. Iron should be on the ball of the foot. Iron or stirrup leather may not be connected by string or any other material to the girth.

E. Appropriate English attire must be worn. Clothes and person are to be neat and clean. The use of any type of artificial aid or magnetic device will result in disqualification.

6234. Class Procedure. Exhibitors may be worked individually from the gate or they may all enter at once but a working order must be drawn regardless. The entire class, or only the finalist, may work at all three gaits at least one direction of the arena. Rail work can be used to break ties and possibly adjust placings

A. A turn on the forehand to the right is accomplished by moving haunches to the left.

B. A forehand turn to the left is accomplished by moving haunches to the right.

C. When performing a leg-yield, the horse should move forward and lateral in a diagonal direction with the horse's body straight with a slight flexion of the head in the opposite direction of lateral movement. When a horse yields to the right the head is slightly (just to see the eye of the horse) to the left. A horse yielding to the left the head is slightly flexed to the right.

D. If riders are asked to drop their irons, they can leave them down or cross them over the withers.

E. When a lead change is a required maneuver, it may be designated as a simple change or the exhibitor has the option to perform either a simple or flying lead change.

6235. Individual works may be comprised of any of the following: **Group #1:** Walk, Sitting Trot, Extended Trot, Posting Trot, Canter, Circles, Figure 8, Halt, Back, Sidepass, Address Reins, Demonstrate Change of Diagonal. **Group #2:** Serpentine (Trot or Canter), Turn on Haunches or Forehand, Leg Yield, Flying or Simple Change of Lead. **Group #3:** Canter and Hand Gallop in a straight or curved line, Counter Canter Figure 8, Drop or Pick-up Irons without stopping.

A. Walk: Should be a 4-beat gait with the rider in a vertical position with a following hand.

B. Posting Trot: Figure 8 at trot, demonstrating change of diagonals. At left diagonal, rider should be sitting the saddle when left front leg is on the ground; at right diagonal rider should be sitting the saddle when right front leg is on the ground; when circling clockwise at a trot, rider should be on left diagonal; when circling counter-clockwise, rider should be on right diagonal. The rider should close his/her hip angle to allow his/her torso to follow the horizontal motion of the horse. The upper body should be inclined about 20 degrees in front of the vertical.

C. Sitting Trot and Canter: At the sitting trot the upper body is only slightly in front of the vertical. At the canter the body should be positioned slightly more in front of the vertical. As the stride is shortened, the body should be in a slightly more erect position.

D. Two Point Position: The pelvis should be forward, but relaxed, lifting the rider's weight off the horse's back and transferring the weight through the rider's legs. In this position the two points of contact between horse and rider are the rider's legs. Hands should be forward, up the neck, not resting on the neck.

E. Hand Gallop: A three-beat, lengthened canter ridden in two-point position. The legs are on the horse's sides while the seat is held out of the saddle. When at the hand gallop, the rider's angulation will vary somewhat as the horse's stride is shortened and lengthened. A good standard at a normal hand gallop should be about 30 degrees in front of the vertical.

6236. Scoring: Exhibitors are to be scored from 0 to infinity, with 70 denoting an average performance. Patterns will be divided into 6 to 10 maneuvers, as speci-

fied by the judge, and each maneuver will be scored from +3 to -3 with 1/2 point increments acceptable that will be added or subtracted from 70. Maneuver scores should be determined independent of penalties, and should reflect equal consideration of both performance of the exhibitor's pattern and the equitation form and effectiveness of the exhibitor to result in the following scores: +3 Excellent, +2 Very Good, +1 Good, 0 Average or Correct, -1 Poor, -2 Very Poor, -3 Extremely Poor. Exhibitors overall equitation form and effectiveness should also be scored from 0 to 5 with 0 to 2 Average, 3 Good, 4 Very Good, 5 Excellent. Exhibitors may also be judged on the rail, and their pattern score and/or ranking may be adjusted as appropriate.

A. Three (3) points

Break of gait at walk or trot up to 2 strides

Missing diagonal for up to 2 strides in the pattern or on the rail

Over/under turn of 1/8 to 1/4

Tick or hit of cone

B. Five (5) points

Not performing the specific gait or not stopping within 10 feet of designated location

Incorrect lead or break of gait at the canter (except when correcting an incorrect lead)

Complete loss of contact between rider's hand and the horse's mouth

Break of gait at walk or trot for more than two strides

Loss of iron

Obviously looking down to check leads or diagonals

Missing a diagonal for more than 2 strides in the pattern or on the rail

Head carried too low and/or clearly behind the vertical while the horse is in motion, showing the appearance of intimidation

C. Ten (10) points

Loss of rein

Use of either hand to instill fear or praise while on pattern or during rail work

Holding saddle with either hand

Kicking at other horses, exhibitors or judge

Blatant disobedience including, but not limited to, rearing, bucking or pawing.

D. Disqualifications (should not be placed) include:

Failure by exhibitor to wear correct number in visible manner

Willful abuse of horse or schooling

Fall by horse or rider

Illegal use of hands on reins

Use of prohibited equipment

Off pattern including: Knocking over or wrong side of the cone or marker; never performing designated gait, lead or diagonal; over or under turning more than 1/4 turn

In Novice Classes Only: Exhibitor's going off pattern, knocking over or on wrong side of cone, never performing specified gait, lead or diagonal or over-turning more than 1/4 turn than designated, shall not be disqualified, but must always place below exhibitors not incurring a disqualifying fault.

Faults, which will be cause for disqualification, except in novice amateur or novice youth classes, which shall be faults, scored according to severity:

Head carried too low and/or clearly behind the vertical excessively and consistently while the horse is in motion, or otherwise showing the appearance of intimidation.

YOUTH HUNT SEAT EQUITATION OVER FENCES

6238. The purpose of this event should be to evaluate amateur and youth rider's correctness and ability over the fences. This class should be judged on the precision of riding ability while executing the jumps. The class objective is to judge the rider's ability over the fences, not the horses. Only the effect the rider has on a horse is to be considered. How a rider elects to ride the course, the pace and approach to the jumps are used to evaluate the rider's judgment and ability.

A. Course requirements.

1) At least four obstacles are required and horses must jump a minimum of six fences.

2) Refer to **Rule(s) 3471-3474** regarding hunter courses which should be offered enabling the rider to be judged on their ability to establish and maintain an even hunting pace.

3) At least one change of direction is required.

4) Minimum height of fences must be 2'6" (79 cm), with a maximum height of 3' (91.4 cm). Except in novice and select classes where the maximum height is 2'9" (83.8 cm).

5) It is recommended that show management offer this class after its corresponding working hunter class.

6239. Class Routine. It is mandatory that the judge(s) post the course at least one hour prior to commencement of the class.

A. The exhibitor is being judged as soon as he/she enters the arena. Exhibitors have the option of entering the arena at any gait (unless otherwise stated on the course), making transition to canter from halt, walk or trot before approaching the first fence;

B. Each competitor may circle once before approaching the first obstacle, then proceeds around the course keeping an even pace throughout;

C. Rider must obtain correct lead to properly turn around end of arena before breaking into final trot circle. The class is not over until the exhibitor trots a circle and walks out of the ring. Riders should leave the arena at a walk unless otherwise instructed;

D. Except for refusals, and knockdowns, jumping faults of the horse are not to be considered unless it is the result of the rider's ability. If a refusal occurs in a double or triple, competitors must re-jump all obstacles in the combination. In case of knowkdowns, the judge will determine a base score for each competitor's performance. A knockdown penalty of 4 points per obstacle will be deducted from base score.

E. In cases of broken equipment or loss of shoe, competitor must continue or be eliminated.

F. An exhibitor may enter the class only one time.

6240. The following will result in elimination:

A. Three accumulative refusals;

B. Off course.

If elimination occurs during a ride-off, the competitor is placed last of all those chosen for the ride-off.

6241. The following constitute major faults:

A. Refusal

B. Loss of stirrup

C. Trotting while on course when not part of a test

D. Incorrect Diagonal

E. Loss of reins

F. Outside assistance will be penalized at the judge's discretion.

6242. In case of broken equipment or loss of shoe, competitor must continue or be eliminated.

6243. An exhibitor may enter the class only one time.

6244. Suggested Scoring System:

Scoring may be on a basis of 0-100, with an approximate breakdown as follows:

A. 90-100: Excellent equitation, position and presentation; meets all fences squarely and at proper distance. Uses all options to their advantage.

B. 80-89: Minor equitation faults, i.e., long, weak distance, deep distance, one step landing at counter-canter. Rider still maintains a quality ride.

C. 70-79: More problems occur, equitation suffers, i.e., rounded shoulders, heels are not down, hands incorrect, lacks the style and presence. One major fence problem, i.e., chip with a ride up the neck, or discreet swap out, jumping off one side of jump. No dangerous fences, not a flowing course.

D. 60-69: Major equitation faults, poor body position, loose legs and seat, failure to obtain or maintain trot to a trot fence approach, 2 or 3 misses at the fence.

E. 40-59: Breaking to a trot while on course, counter-canter or cross-canter at ends of arena, missed lead changes, loss of stirrup, dropping a rein, extra stride in combination.

F. 10-39: Rider avoids elimination, one or two refusals, knockdowns, dangerous fences.

****If a rider steps into the obvious wrong lead for one or two strides only before or on the courtesy circle, it is noted on the score sheet, which may be used as a tie breaker in the event of a ride of equal quality and score.**

YOUTH WESTERN HORSEMANSHIP

6251. The **western horsemanship** class is designed to evaluate the rider's ability to execute, in concert with their horse, a set of maneuvers prescribed by the judge with precision and smoothness while exhibiting poise and confidence, and

maintaining a balanced, functional, and fundamentally correct body position. The ideal horsemanship pattern is extremely precise with the rider and horse working in complete unison, executing each maneuver with subtle aids and cues. The horse's head and neck should be carried in a relaxed, natural position, with the poll level with or slightly above the withers. The head should not be carried behind the vertical, giving the appearance of intimidation, or be excessively nosed out, giving a resistant appearance.

6252. Pattern. It is mandatory that the judge(s) post any pattern(s) to be worked at least one hour prior to the commencement of the class; however, if the judge requires additional work of exhibitors for consideration of final placing, the pattern may be posted. Pattern(s) should be designed to test the horseman's ability. All ties will be broken at the judges discretion.

6253. Class Procedures. All exhibitors must enter the ring and then work individually or each exhibitor may be worked from the gate individually. When exhibitors are worked individually from the gate, a working order is required. Exhibitors should be instructed to either leave the arena, fall into line, or fall into place on the rail after their work. The whole class, or just the finalists, may work at all three gaits at least one direction of the arena. If rail work is required, the position of the exhibitor and performance of the horse and rider on the rail must be considered in the final placing.

A. The following maneuvers are acceptable in a pattern: walk, jog, trot, extended trot, lope, or extended lope in a straight line, curved line, serpentine, circle, or figure 8, or combination of these gaits and maneuvers; stop; back in a straight or curved line; turn or pivot, including spins and rollbacks on the haunches and/or on the forehand; sidepass, two-track, or leg-yield; flying or simple change of lead; counter canter; or any other maneuver; or ride without stirrups. A back should be asked for at some time during the class;

B. Judges should not ask exhibitors to mount or dismount.

6254. Scoring. Exhibitors are to be scored from 0 to infinity, with 70 denoting an average performance. Patterns will be divided into 6 to 10 maneuvers, as specified by the judge, and each maneuver will be scored from +3 to -3 with 1/2 point increments acceptable that will be added or subtracted from 70. Maneuver scores should be determined independent of penalties, and should reflect equal consideration of both performance of the exhibitor's pattern and the horsemanship form and effectiveness of the exhibitor to result in the following scores: +3 Excellent, +2 Very Good, +1 Good, 0 Average or Correct, -1 Poor, -2 Very Poor, -3 Extremely Poor. Exhibitors overall horsemanship form and effectiveness should also be scored from 0 to 5 with 0 to 2 Average, 3 Good, 4 Very Good, 5 Excellent. Exhibitors may also be judged on the rail, and their pattern score and/or ranking may be adjusted as appropriate.

6255. Overall Appearance of Exhibitor and Horse. The exhibitor's overall poise, confidence, appearance, and position throughout the class as well as the physical appearance of the horse will be evaluated.

A. Appearance of Exhibitor. Appropriate western attire must be worn. Clothes and person are to be neat and clean. The use of any type of artificial aid or magnetic device will result in disqualification.

B. Position of Exhibitor. The exhibitor should appear natural in the seat and ride with a balanced, functional, and correct position regardless of the maneuver or gait being performed. During the rail work and pattern the exhibitor should have strong, secure, and proper position.

1) Exhibitors should sit and maintain an upright position with the upper body at all gaits. The rider should sit in the center of the saddle and the horse's back with the legs hanging to form a straight line from the ear, through the center of the shoulder and hip, touching the back of the heel or through the ankle. The heels should be lower than the toes, with a slight bend in the knee and the lower leg should be directly under the knee. The rider's back should be flat, relaxed, and supple. An overly stiff and/or overly arched lower back will be penalized. The shoulders should be back, level, and square. The rider's base of support should maintain secure contact with the saddle from the seat to the inner thigh. Light contact should be maintained with the saddle and horse from the knee to mid-calf. The knee should point forward and remain closed with no space between the exhibitor's knee and the saddle. The exhibitor will be penalized for positioning the legs excessively behind or forward of the vertical position. Regardless of the type of stirrup, the feet may be placed home in the stirrup, with the boot heel touching the stirrup, or may be placed with the ball of the foot in the center of the stirrup. The rider's toes should be pointing straight ahead or slightly turned out with the ankles straight or slightly broken in.

Riding with toes only in the stirrup and riding without contact of bottom of boot securely on pad of stirrup, will be penalized. Those exhibitors that can maintain the proper position throughout all maneuvers should receive more credit. When riding without stirrups, the exhibitor should maintain the same position as previously described. Both hands and arms should be held in a relaxed, easy manner, with the upper arm in a straight line with the body. The arm holding the reins should be bent at the elbow forming a line from the elbow to the horse's mouth. The free hand and arm may be carried bent at the elbow in a similar position as the hand holding the reins or straight down at the rider's side. Excessive pumping of the free arm as well as excessive stiffness will be penalized. The rider's wrist is to be kept straight and relaxed, with the hand held at about 30 to 45 degrees inside the vertical. The rein hand should be carried immediately above or slightly in front of the saddle horn. The reins should be adjusted so that the rider has light contact with the horse's mouth, and at no time shall reins require more than a slight hand movement to control the horse. Excessively tight or loose reins will be penalized.

2) The rider's head should be held with the chin level and the eyes forward, and may be directed slightly toward the direction of travel. Excessive turning of the head to the inside of the circle, or down at the horse's head or shoulder will be penalized.

3) The exhibitor should not crowd the exhibitor next to or in front of them when working on the rail and should pass to the inside of the arena. When reversing on the rail, the exhibitor should always reverse to the inside of the arena.

6256. Appearance of Horse.

The horse's body condition and overall health and fitness should be assessed. The horse should appear fit and carry weight appropriate for the body size. A horse, which appears sullen, dull, lethargic, emaciated, drawn, or overly tired should be penalized according to severity.

A. Tack should fit the horse properly, and be neat, clean, and in good repair.

6257. Pattern Performance. The exhibitor should perform the work accurately, precisely, smoothly, and with a reasonable amount of promptness. Increasing speed of the maneuvers performed increases the degree of difficulty, however accuracy and precision should not be sacrificed for speed. Exhibitors that perform the pattern sluggishly and allow their horse to move without adequate impulsion, collection, or cadence will be penalized.

A. The horse should perform all maneuvers in the pattern willingly, briskly, and readily with minimal visible or audible cueing. Severe disobedience will not result in a disqualification, but should be severely penalized and the exhibitor should not place above an exhibitor that completes the pattern correctly. Failure to follow the prescribed pattern, knocking over or working on the wrong side of the cones, excessive schooling or training, or willful abuse by the exhibitor is cause for disqualification.

B. The horse should track straight, freely, and at the proper cadence for the prescribed gait. Transitions should be smooth and prompt in the pattern and on the rail, and should be performed when called for on the rail. The horse's head and neck should be straight and in line with their body while performing straight lines and slightly arched to the inside on curved lines or circles. Circles should be round, and performed at the appropriate speed, size, and location as requested in the pattern. The counter-canter should be performed smoothly with no change in cadence or stride unless specified in the pattern.

C. The stop should be straight, square, prompt, smooth, and responsive with the horse maintaining a straight body position throughout the maneuver.

D. The back should be smooth and responsive.

E. Turns should be smooth and continuous. When performing a turn on the haunches, the horse should pivot on the inside hind leg and step across with the front legs. A rollback is a stop and 180 degree turn over the hocks with no hesitation. Backing during turns will be penalized severely.

F. The horse should step across with the front and hind legs when performing the sidepass, leg yield, and two track. The sidepass should be performed with the horse keeping the body straight while moving directly lateral in the specified direction. When performing a leg yield, the horse should move forward and lateral in a diagonal direction with the horse's body arced opposite to the direction that the horse is moving. In the two track, the horse should move forward and lateral in a diagonal direction with the horse's body held straight or bent in the direction the horse is moving.

G. A simple or flying change of lead should be executed precisely in the speci-

fied number of strides and/or at the designated location. A simple change of lead is performed by breaking to a walk or trot for one to three strides. Flying changes should be simultaneous front and rear. All changes should be smooth and timely. If rail work is required the Position of the exhibitor and performance of the horse and rider on the rail must be considered in the final placing. When a lead change is a required maneuver, it may be designated as a simple change or the exhibitor has the option to perform either a simple or flying lead change.

6258. Penalties. An exhibitor should be penalized in the pattern independent of maneuver scores and deducted from the final score as follows:

A. Three (3) points

Break of gait at walk or jog/trot up to 2 strides

Over/under turn up to 1/8 to 1/4

Tick or hit of cone

B. Five (5) points

Not performing the specific gait or not stopping within 10 feet of designated location

Incorrect lead or break of gait at the lope (except when correcting an incorrect lead)

Break of gait at walk or jog for more than 2 strides

Loss of Stirrup

Bottom of boot not touching pad of stirrup at all gaits including backup

Obviously looking down to check leads

Head carried too low and/or clearly behind the verticle while the horse is in motion, showing the appearance of intimidation

C. Ten (10) points

Loss of rein

Use of either hand to instill fear or praise while on pattern or during rail work

Holding saddle with either hand

Cueing with the end of the romal

Spurring in front of the cinch

Blatant disobedience including, but not limited to, rearing bucking or pawing

D. Disqualifications (should not be placed) include:

Failure by exhibitor to wear correct number in visible manner

Abuse of horse or schooling

Fall by horse or rider

Illegal equipment or illegal use of hands on reins

Use of prohibited equipment

Off pattern, including: knocking over or wrong side of cone or marker, never performing designated gait or lead;

Over or under turning more than 1/4

In Novice Classes Only: Exhibitor's going off pattern, knocking over or on wrong side of cone, never performing specified gait, or overturning more than 1/4 turn than designated, shall not be disqualified, but must always place below exhibitors not incurring a disqualifying fault.

YOUTH RANCH HORSE

6259. Class specifications: Refer to ST Ranch Horse rules. **Rule 3608-3616**

6260. Equipment. Neck ropes are not mandatory. Closed, split, or romal reins are acceptable. No rope are to be carried or tied to the saddle.

6261. After doing the two (2) fast circles around the barrel and run down straight away with speed, entries shall execute a sliding stop, back three (3) steps, and settle their horse. This is to be done instead of the rope work as described in the Ranch Horse patterns.

YOUTH STAKE RACE

6321. Timing. This is a timed event.

6322. Hat or Helmet. A five (5) second penalty will be assessed if the hat or helmet is not on the exhibitor's person for the entire time the exhibitor is in the arena. Refer to Attire **Rule(s) 3304 A-B.**

6323. Timing shall begin as soon as the horse's nose reaches the starting line and will be stopped when the horse's nose passes over the finish line.

6324. If an upright marker is knocked down, there is no time. If the original course is altered twelve (12") by a rider intentionally grasping a pole, a five second penalty for each pole grasped will be assessed.

6325. The contestant is allowed a running start.

6326. Course. The start/finish line is 30 feet (9.15m) wide and marked by two upright markers (cone or pylons) short enough not to interfere with the timer if one is used. Short pylons or cones are recommended. There are two stakes in this event. The stakes shall be 80 feet (24.38m) apart. The first stake shall be 21 feet (6.4m) from the start/finish line and the second stake shall be 101 feet (30.78m) from the start/finish line if arena size permits.

6327. Pattern 1. The pattern may be shortened depending upon arena size; however the two stakes must always be placed 80 feet (24.38 m) apart, regardless of the distance between the first stake and the start/finish line. Exhibitor shall cross the start/finish line and run down the right side or left side of the poles to the second pole making either a right or left hand turn. Exhibitor shall not cross between the two poles before making the first turn. Exhibitor shall then run to the first pole and make a turn in the opposite direction. Exhibitors must then run back to the second pole and repeat first turn then run straight back down either the left or right side of the poles (opposite side than when first crossing start line and running to second pole) and cross the start/finish line.

6328. Pattern 2. The contestant will start by crossing the center line between the upright markers, run the pattern as shown in the diagram and finish by again crossing the center line.

6329. The contestant may go to the right or left of the first pole, as long as the pattern is run correctly.

6330. Ties. If a tie occurs where points are involved, placing will be worked off if all tied exhibitors agree to participate in a run-off, if not, a coin toss will be used to separate the ties. In the event of a tie, the horse declared the winner in the runoff must re-run the pattern within two (2) seconds of its original time or the runoff must be held again. Penalty time will not apply to the two (2) second rule, but will apply to the final runoff time.

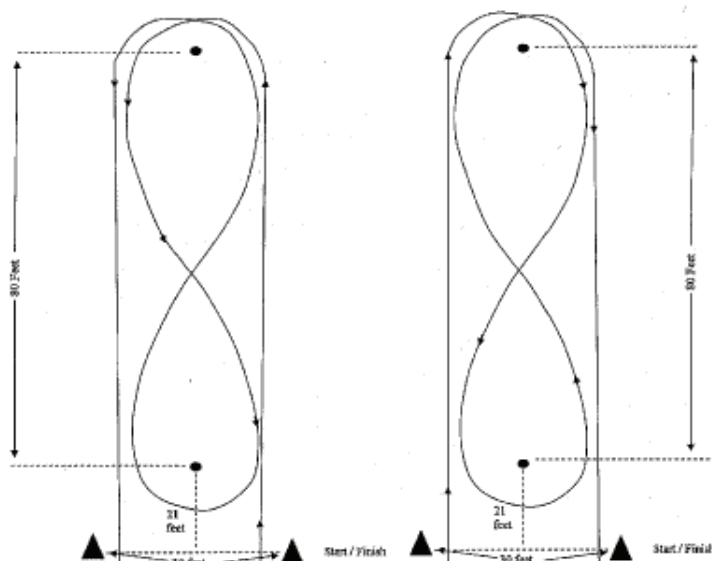
6331. Disqualification. Failure to follow the course, loss of course includes negotiating obstacles in any other than specified order, the wrong direction, stopping, circling, backing or reversing direction of movement to correct improper passing of an obstacle shall cause disqualification.

A. A whip may not exceed two feet in length excluding over and unders which must be attached to the saddle.

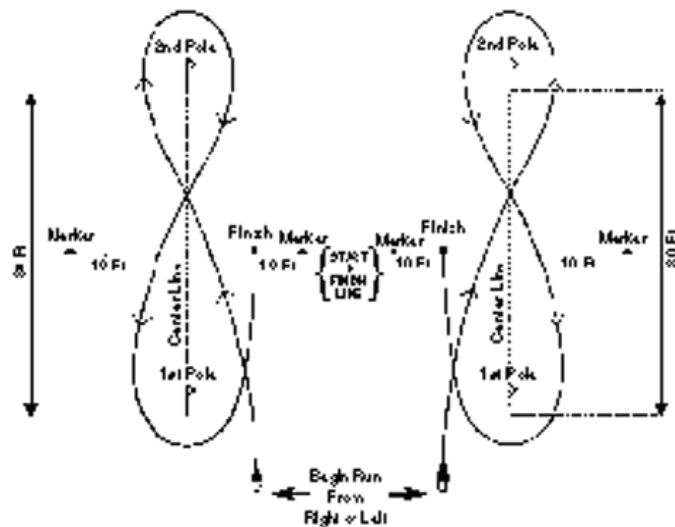
B. Any deviation from the pattern.

C. The judge must disqualify a contestant for excessive use of a whip, rope, crop, bat or reins anywhere on the horse.

YOUTH STAKE RACE PATTERN 1



YOUTH STAKE RACE PATTERN 2



YOUTH 5-9 WALK-TROT PROGRAM

6410. This division is for youth five (5) through nine (9) years of age.

6411. Once an exhibitor has been judged in a performance class at a lope/canter, s/he cannot exhibit in another youth division at the same horse show;

A. An exhibitor may not show in two age divisions at the same show (i.e. an exhibitor may not show in both Walk-Trot Showmanship and 13 & Under Showmanship)

6412. The horse may be used in other classes.

6413. Showmanship at Halter. To be judged in the same manner as Youth Showmanship at Halter. See Rule(s) 6201-6208.

6414. Western Pleasure. To be judged the same as Western Pleasure, omitting the lope and extended gaits. See Rule(s) 3511-3522.

6415. Western Horsemanship. This class will be judged the same as Youth Western Horsemanship, omitting the lope, extended gaits. See Rule(s) 6251-6259.

6416. Hunter Under Saddle. To be judged the same as Hunter Under Saddle, omitting the extended gaits, canter or hand gallop. See Rule(s) 3430-3432. It is required that the exhibitor wears appropriate protective head gear with chin strap under chin.

6417. Hunt Seat Equitation. To be judged the same as Youth Hunt Seat Equitation, omitting the canter, extended gaits, hand gallop, and riding without irons. See Rule(s) 6231-6242. It is required that the exhibitor wears appropriate protective head gear with chin strap under chin.

6418. Trail. To be judged the same as Trail omitting the lope, gate and any other obstacle which the execution of may compromise safety. See Rule(s) 3571-3598.

6419. PHBA points, refer to Rule(s) 3111-3114.

6420. These classes will be eligible for year end award and ROM, however, these classes cannot be counted for any other PHBA Youth Awards.

YOUTH 10 - 18 WALK-TROT PROGRAM

6450. This division is for Youth ages 10 through 18 years of age.

6451. An exhibitor may either show in this division or in one of the other youth divisions at the same show. The exhibitor may not show in both the walk-trot division and a division that requires a lope/canter. Exception: halter, color, hunter in hand, longe line, driving and parade.

6453. Showmanship at Halter. To be judged in the same manner as Youth Showmanship at Halter. See Rule(s) 6201-6208.

6454. Western Pleasure. To be judged the same as Western Pleasure, omitting the lope. See Rule(s) 3511-3522.

6455. Western Horsemanship. To be judged the same as Youth Western Horsemanship, omitting the lope. Exhibitors shall not be asked to drop stirrups or dismount and/or remount. See Rule(s) 6251-6259.

6456. Hunter Under Saddle. To be judged the same as Hunter Under Saddle, omitting the canter and hand gallop. See Rule(s) 3430-3432. It is required that the exhibitor wears appropriate protective head gear with chin strap under chin.

6457. Hunt Seat Equitation. To be judged the same as Youth Hunt Seat

Equitation, omitting the canter and hand gallop and riding without irons. **See Rule(s) 6231-6242.** It is required that the exhibitor wears appropriate protective head gear with chin strap under the chin.

6458. Trail. To be judged the same as Trail omitting the lope. **See Rule(s) 3571-3598.**

6459. PHBA points, refer to **Rule(s) 3111-3114.**

6460. These classes will be eligible for year end awards, ROM and Superior Awards, however, these classes cannot be counted for any other PHBA Youth Awards. Youth 10 through 18 Walk-Trot ROM's shall not make a horse eligible for Youth Performance Halter.

