


5 1/4 Walk Trot All-ages

PATTERN CLASS SCORE SHEET

Don



CIRCLE DIVISION
YOUTH WALK NOVICE YOUTH YOUTH NOVICE AMATEUR AMATEUR AMATEUR AMATEUR
13 & U 14-18
AMATEUR SELECT AMATEUR WALK AMATEUR TROT

CIRCLE CLASS SHOWMANSHIP HORSEMANSHIP EQUITATION

5 SHOW: Walk-Trot 5-9
DATE: 7/7/22
JUDGE: Don

W.O. Entry # Each rider is scored between difficulty points and automatically begins with the run with a score of 70
-3 Extremely Poor, -2 Very Poor, -1 Poor, 0 Correct, +1 Good, +2 Very Good, +3 Excellent

Maneuver Description	Score										F&E	Total Penalty	Score	Comments	SCORE	#	RAIL WORK	SCORE	#	RAIL WORK
	1	2	3	4	5	6	7	8	9	10										
1	OP	OP	OP	OP	OP	OP	OP	OP	OP	OP										
3297-1/1/2	OP	OP	OP	OP	OP	OP	OP	OP	OP	OP	2		67		85.5	68	3450			
68/2																				
2	3346	OP	OP	OP	OP	OP	OP	OP	OP	OP	2	5	69		85	67.5	3297 OP			
OP																	1184			
3	3450	OP	OP	OP	OP	OP	OP	OP	OP	OP	2	5	68		83.5	66.5				
OP																				
4	3320	OP	OP	OP	OP	OP	OP	OP	OP	OP	2	3	74		82.5	64.5				
OP																				
5	1184	OP	OP	OP	OP	OP	OP	OP	OP	OP	2	8	66/2		81.5	64				
OP																				
6																				
7																				
8																				
9																				
10																				

RIDER FORM & EFFECTIVENESS: E=Excellent (5) VG = Very Good (4) G=Good (2-3) A = Average (0-1)

PENALTIES: Minor = 3 Major = 5 Severe = 10

5 YA Walk-trail all ages

PATTERN CLASS SCORE SHEET




CIRCLE DIVISION
 NOVICE YOUTH YOUTH YOUTH AMATEUR AMATEUR AMATEUR AMATEUR AMATEUR AMATEUR
 WALK TROT WALK TROT WALK TROT WALK TROT
 SHOWMANSHIP HORSEMANSHIP EQUITATION
 CIRCLE DIVISION

SHOW: W-T-5-9
 DATE: _____
 JUDGE: Doug Judy

W.O. Entry #	Each rider is scored between Difficulty points and automatically begins with the run with a score of 70 -3 Extremely poor, -2 Very poor, -1 Poor, 0 Correct, +1 Good, +2 Very Good, +3 Excellent										F&E	Total Penalty	Score	Comments	SCORE	#	#	RAIL WORK	SCORE	#	#	RAIL WORK				
Maneuver Description	1	2	3	4	5	6	7	8	9	10																
1	3001	(-2)	0	0	-1	-2	0	0			1	5	69	(5 1/2) OP		89-92	69	3346								
		WALK + FOT + Stop	Back	WALK Stop	Stop	Inputs	3/4 FOT turn to exit									86-88	69.5									
2	3346	0	+1	-1	+1	+1	+1	-1	+1		1	5	69			85										
		WALK														84.5										
3	3450	0		0	+1	-1	0	-1			1	5	65			83.5										
		WALK														83										
4	3320	0	+1	+1	+2	+1	0	+1			2	3	75			82.5										
		WALK														82										
5	1484	+1	+4	0	+1	0	-1	+1			1	68				81.5										
		WALK														81										
6			72	72	73	70		66	67							80.5										
																80										
7																79.5										
																79										
8																78.5										
																78										
9																77.5										
																77										
10																76.5										
																76										
																75.5										
																75										
																74.5										
																74										
																73.5										
																73										
																72.5										
																71.5										
																71										
																70.5										


RIDER FORM & EFFECTIVENESS: E=Excellent (5) VG = Very Good (4) G=Good (2-3) A = Average (0-1)
 PENALTIES: Minor = 3 Major = 5 Severe = 10

5
1/4 Week trot
All ages



PATTERN CLASS SCORE SHEET

CIRCLE DIVISION
 YOUTH WALK
 NOVICE YOUTH
 YOUTH 13 & U
 YOUTH 14-18
 AMATEUR AMATEUR
 AMATEUR SELECT
 AMATEUR WALK
 AMATEUR TROT



SHOW: W-7
 DATE: 5-9
 JUDGE: S. DUBINS

W.O. Entry #	Each rider is scored between 0 (definitely points and automatically begins with the run with a score of 70 -3 Extremely Poor, -2 Very Poor, -1 Poor, 0 Correct, +1 Good, +2 Very Good, +3 Excellent										F&E	Total Penalty	Score	Comments	SCORE	#	RAIL WORK	SCORE	#	RAIL WORK	
	1	2	3	4	5	6	7	8	9	10											
1	Walk	1/2 Trot + Stop	Back	Work Stop	Soft	Inputs	3/4 Trot turn to exit														
	0	3	0	0	-1/2	-2	10	0	+1/2												
	67	03 1/2			08	51			51 1/2												
2	3346	0	+1/2	-1/2	+1/2	+1/2	0	+1/2	+1/2												
				70	70 1/2	71			72												
3	3450	0	+1/2	+1/2	0	0	+1/2	-1	+1/2												
				71			71 1/2														
4	3320	0	0	+1/2	0	0	+1/2	-1/2	+1/2												
				70 1/2			71														
5	1184	0	+1	0	+1	0	+1/2	0	+1												
				71			72	69	69 1/2												
									70 1/2												
6																					
7																					
8																					
9																					
10																					

RAIDER FORM & EFFECTIVENESS: E=Excellent (5) VG = Very Good (4) G=Good (2-3) A = Average (0-1)
 PENALTIES: Minor = 3 Major = 5 Severe = 10

SCORE	#	RAIL WORK	SCORE	#	RAIL WORK
97-100			70		
93-96			69.5		
89-92			69		
86-88			68.5		
85.5			68		
85			67.5		
84.5			67		
84			66.5		
83.5			66		
83			65.5		
82.5			65		
82			64.5		
81.5			64		
81			63.5		
80.5			63		
80			62.5		
79.5			62		
79			61.5		
78.5			61		
78			60.5		
77.5			60		
77			59.5		
76.5			59		
76			58.5		
75.5			58		
75			57.5		
74.5			57		
74			56.5		
73.5			56		
73			55.5		
72.5			55 & 1		
71.5					
71					
70.5					